



REPUBLIKA E SHQIPERISE
MINISTRIA E FINANCEVE
DREJTORIA E PERGJITHSHME E MENAXHIMIT TE BORXHIT PUBLIK



Domestic Debt Stock by Instruments

million ALL

	31.12.2007		31.12.2008		31.12.2009		31.03.2010		30.06.2010		
	Purchase value	%	Purchase value	%	Purchase value	%	Purchase value	%	Purchase value	%	
Stoku I Borxhit Gjithsej	369,536		400,456		415,028		412,035		416,382		Total Debt Stock
I.Borxhi Shteteror	369,536	100.00	395,504	98.76	409,501	98.67	406,467	98.65	410,924	98.69	I.Public Debt
1.Instrumenta afatshkurter	232,211	62.84	224,224	55.99	237,469	57.22	239,025	58.01	247,988	59.56	I.Short term Instruments
Bono 3/M	30,695	8.31	25,774	6.44	22,870	5.51	21,592	5.24	21,589	5.18	3 Month Bills
Bono 6/M	57,911	15.67	54,631	13.64	47,647	11.48	47,670	11.57	47,695	11.45	6 Month Bills
Bono 9/M									3,264		
Bono 12/M	143,605	38.86	143,819	35.91	166,952	40.23	169,763	41.20	175,440	42.13	1 Year Bills
2.Instrumenta afatgjate	121,820	32.97	144,740	36.14	153,162	36.90	160,072	38.85	162,272	38.97	II. Long term Instruments
Oblig.2/Vj	66,460	17.98	65,730	16.41	65,247	15.72	68,157	16.54	68,757	16.51	2 Year Note
Oblig.3/Vj	25,250	6.83	21,100	5.27	15,600	3.76	15,600	3.79	15,200	3.65	3 Year Note
Oblig.5/Vj	24,110	6.52	45,910	11.46	60,315	14.53	64,315	15.61	66,315	15.93	5 Year Note
Oblig.7/Vj	6,000	1.62	12,000	3.00	12,000	2.89	12,000	2.91	12,000	2.88	7 Year Note
3. Kredi Direkte	0	0.00	3,000	0.75		0.00		0.00		0.00	Central Bank Credits
4.Rivleresimi Valutes	15,505	4.20	23,540	5.88	18,870	4.55	7,370	1.79	664	0.16	Forgn.Ex.Res.Evalu.
II.Borxhi i Garantuar	0	0.00	4,952	1.24	5,527	1.33	5,568	1.35	5,458	1.31	II.Publicly Guaranteed Debt
1. Garanci Treg.Brend.	0	0.00	4,952	1.24	5,527	1.33	5,568	1.35	5,458	1.31	Domestic Guarantees

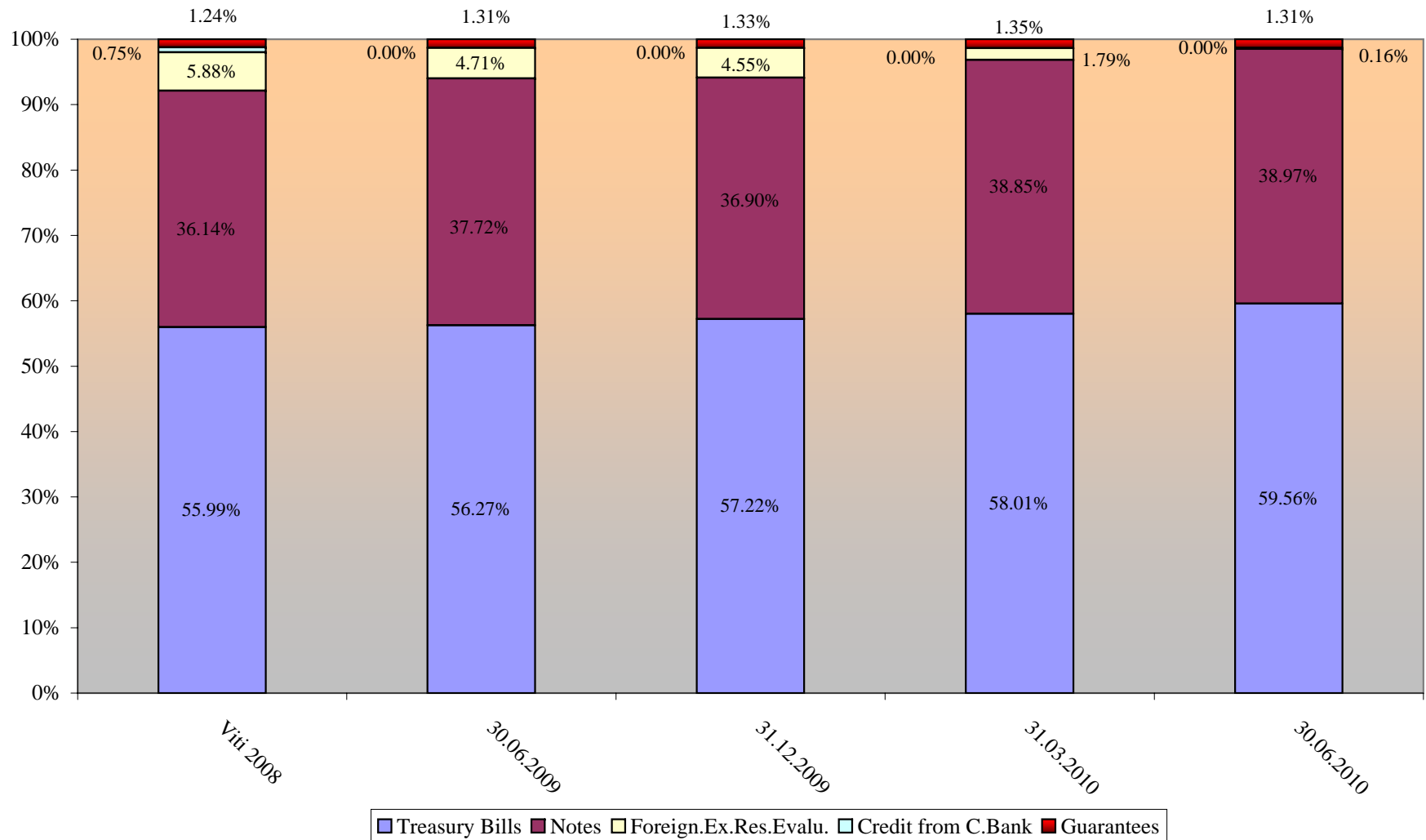
Financimi i Deficitit Buxhetor 6/Mujori I-re 2010
Budget Deficit Financing as of June 30, 2010

mije ALL

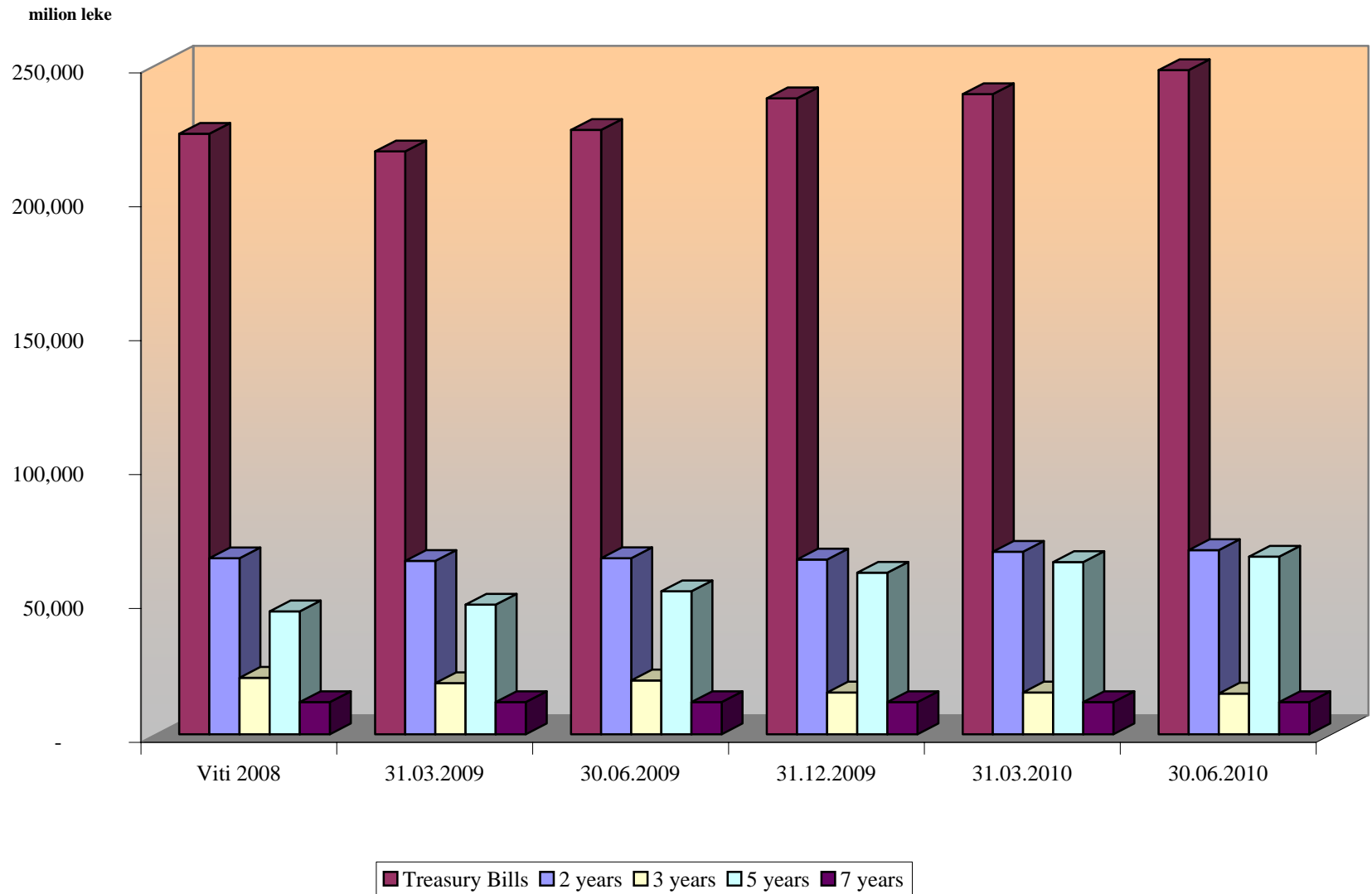
mije leke

Periudha	6/m I-re 2010	
Financimi i Deficitit	19,628,105.71	Deficit financing
Nga i cili:		of which :
Instrumenta Financiare Gjithsej	19,628,105.71	Short term instruments
Bono Thesari Gjithsej	10,518,105.71	Tbills total
- Bono Thesari Leke	7,253,801.38	Tbills (leke)
- Bono Thesari Euro	3,264,304.33	Tbills (EURO)
- Kredi Direkte	0.00	Credit from BOA
Obligacione Gjithsej	9,110,000.00	Long term instruments
- Oblig.e qeverise 2 vjecare	3,510,000.00	2 y bonds
- Oblig.e qeverise 3 vjecare	-400,000.00	3 y bonds
- Oblig.e qeverise 5 vjecare	6,000,000.00	5 y bonds
- Oblig.e qeverise 7 vjecare	0.00	7 y bonds

Stoku i Borxhit te Brendshem sipas instrumentave
Domestic Debt Stock by Instruments

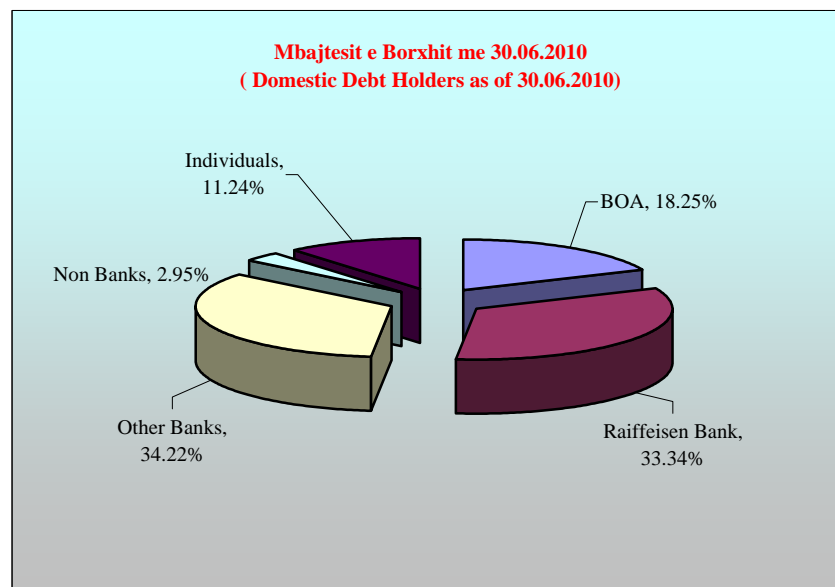
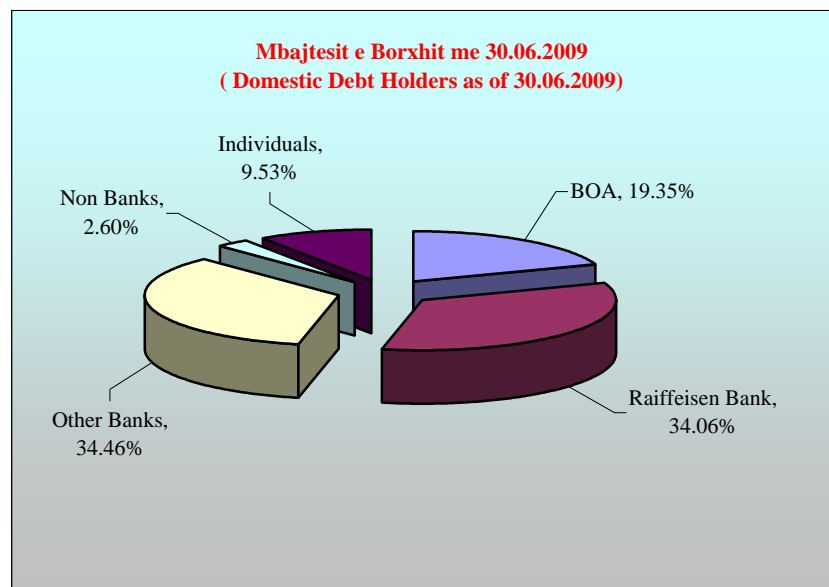


Evolution of Government Securities



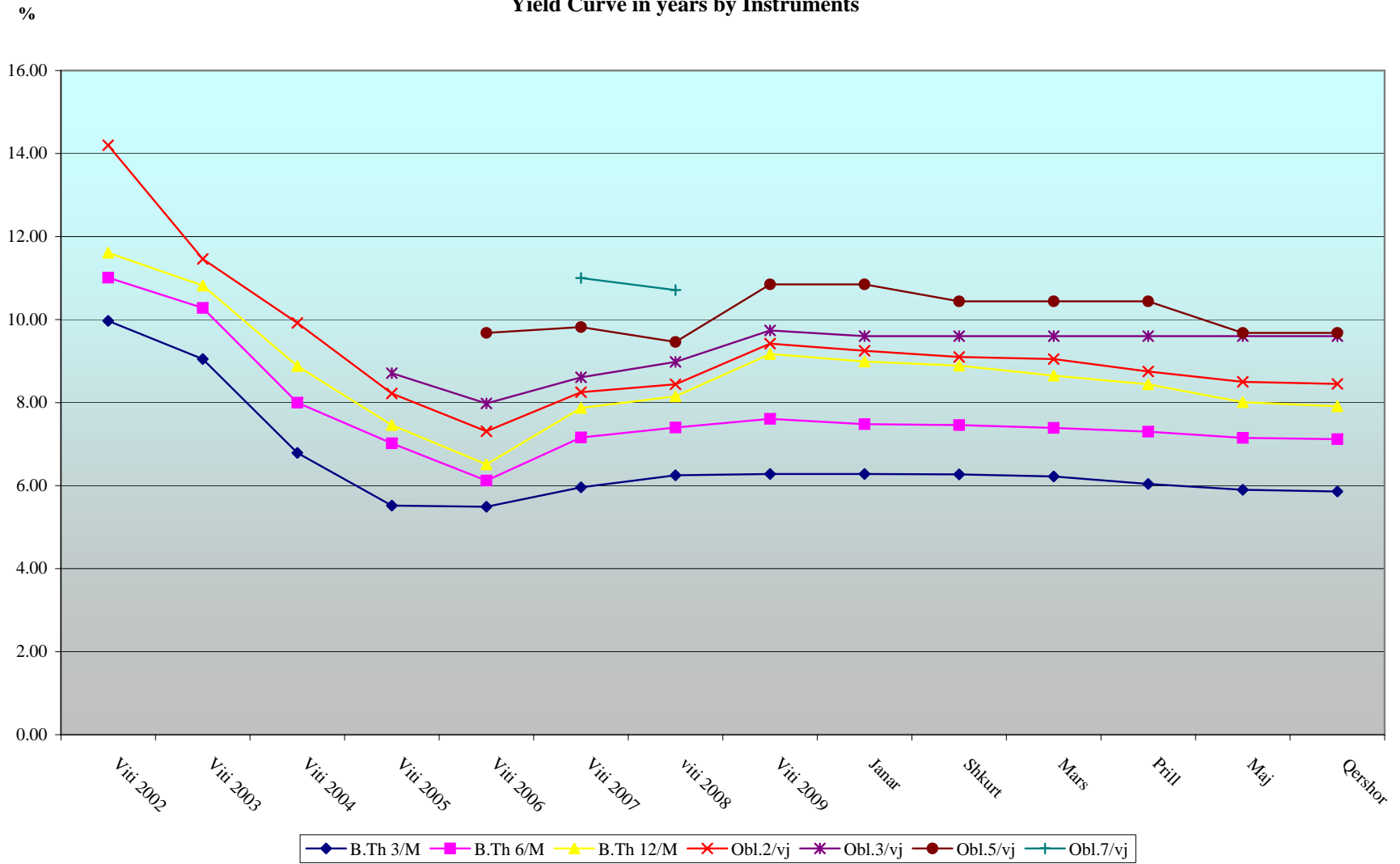
Mbajtesit e Borxhit te Brendshem * ne Çmim Blerje
Domestic Debt Holders * in Purchase Value

	31.12.2008	30.06.2009	31.12.2009	30.06.2010	
BOA	17.75%	19.35%	17.66%	18.25%	BOA
Raiffeisen Bank	36.88%	34.06%	34.57%	33.34%	Banka Raiffeisen
Other Banks	34.58%	34.46%	34.33%	34.22%	Bankat e tjera
Non Banks	2.46%	2.60%	2.68%	2.95%	Jo Banka
Individuals	8.33%	9.53%	10.76%	11.24%	Individet

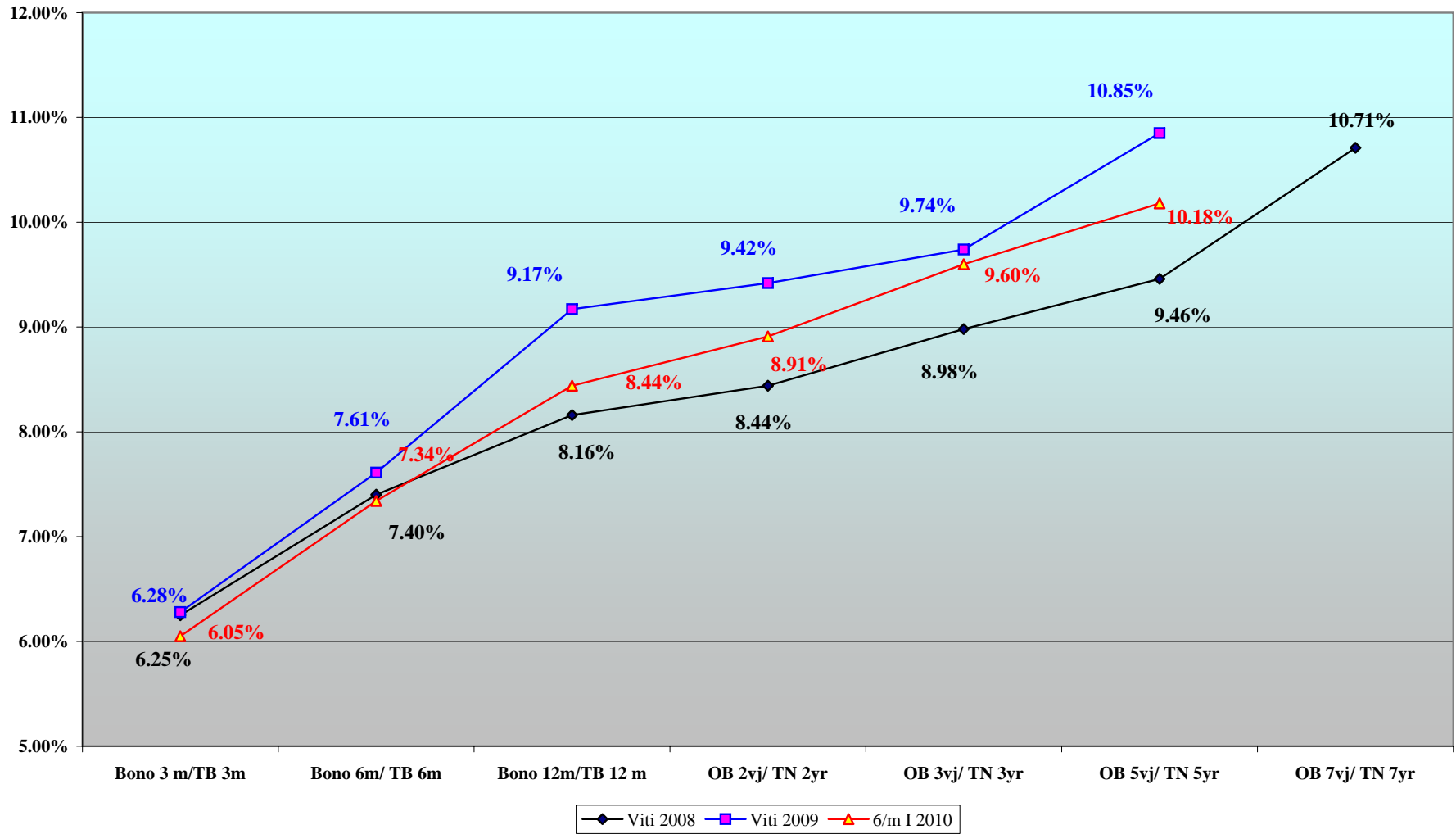


***) Nuk perfshihen Rivleresimi i valutes dhe Garancite.**
Foreing exchange reserves reevaluation and Guarantees are not included

Interesat e Letrave me vlere ne vite sipas Instrumentave
Yield Curve in years by Instruments



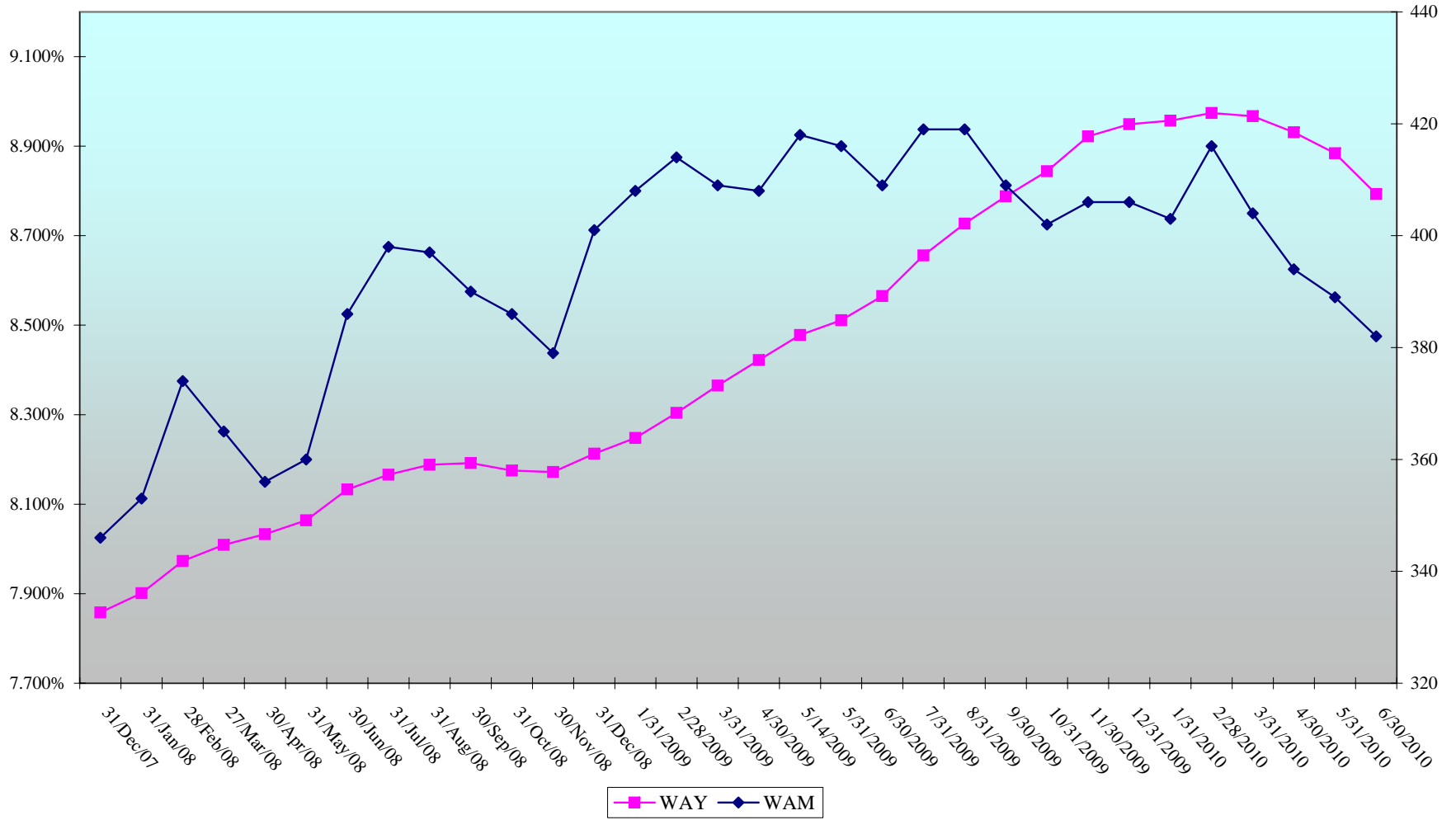
**Kurba e Yield-it te Letrave me Vlere
Yield Curve Of Albanian Securities**



Letrat me vlere te Qeverise
Yield Mesatar & Dite Mesatare ne maturim
Albanian Government Securities
Weighted Average Yield & Weighted Average Maturity

Yield

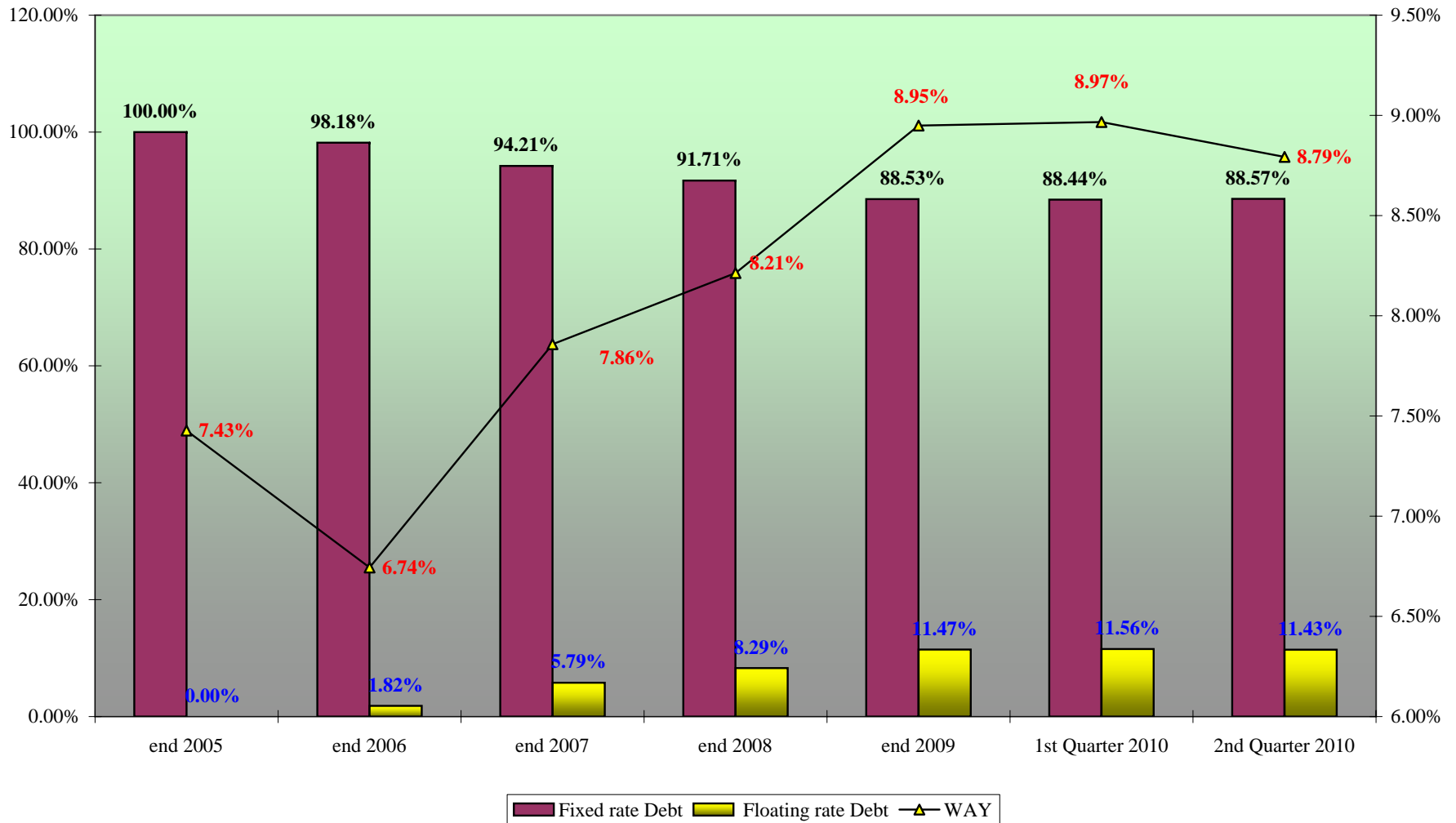
Days



Dite Mesatare ne Maturim & Yield-i Mesatar i Ponderuar
Weighted Average Maturity & Weighted Average Yield

	Average Maturity	Average Yield	Averg. Mat Pa BOA	Averg Yield Pa BOA
31.12.2005	195	7.427	223	7.589
31.12.2006	242	6.744	284	6.807
31.12.2007	346	7.858	409	8.070
31.12.2008	401	8.213	470	8.461
31.01.2009	408	8.248	475	8.507
29.02.2009	414	8.304	485	8.572
31.03.2009	409	8.365	485	8.647
30.04.2009	408	8.422	482	8.702
31.05.2009	416	8.511	492	8.791
30.06.2009	409	8.565	486	8.844
31.07.2009	419	8.656	494	8.950
31.08.2009	419	8.727	492	9.000
30.09.2009	409	8.788	481	9.068
31.10.2009	402	8.844	471	9.129
30.11.2009	406	8.922	475	9.207
31.12.2009	406	8.949	471	9.236
31.01.2010	403	8.957	465	9.255
28.02.2010	416	8.974	484	9.289
31.03.2010	404	8.967	472	9.286
30.04.2010	394	8.931	460	9.263
31.05.2010	389	8.884	456	9.218
30.06.2010	382	8.793	445	9.120

Ecuria e Struktures se Borxhit te Brendshem & Yield-I Mesatar i Ponderuar
Evolution of Domestic Debt Structure and Weighted Average Yield



**BORXHI I JASHTEM SHTETEROR I SHQIPERISE
TE DHENA PERMBLEDHESE**

**LONG-TERM EXTERNAL DEBT* OF ALBANIA
SUMMARIZED DATA**

Klasifikimi	(EUR'000)						Classification
	Deri ne 31.12.2006** Up to 31.12.2006	2007	2008	2009	2010***	GJITHSEJ TOTAL	
I. TE DHENA KUMULATIVE							I. CUMULATIVE DATA (STOCK)
Borxhi Neto	1,176,688.67	1,210,366.79	1,577,887.79	1,938,017.25	2,107,621.84	2,107,621.84	Debt Outstanding Disbursed (DOD)
Terheqjet	1,547,946.53	1,672,881.44	2,052,075.67	2,447,637.65	2,539,323.59	2,539,323.59	Drawings
Pagesat e Borxhit	394,722.25	458,267.41	534,089.46	641,003.21	697,644.79	697,644.79	Debt Service
-Principal	201,222.92	241,889.95	287,486.20	344,576.11	376,339.90	376,339.90	-Principal
-Interes	193,499.33	216,377.46	246,603.26	296,427.10	321,304.89	321,304.89	-Interest
Borxhi i nenshkruar i paterhequr	439,263.34	667,173.02	783,754.00	715,066.76	760,383.13	760,383.13	Committed Undisbursed Balance (CUB)
II. TE DHENA VJETORE							II. ANNUAL DATA (FLOWS)
Terheqjet	1,547,946.53	124,934.91	379,194.23	395,561.98	91,685.94	2,539,323.59	Drawings
Pagesat e Borxhit	394,722.25	63,545.16	75,822.05	106,913.75	56,641.58	697,644.79	Debt Service
-Principal	201,222.92	40,667.03	45,596.25	57,089.91	31,763.79	376,339.90	-Principal
-Interes	193,499.33	22,878.13	30,225.80	49,823.84	24,877.79	321,304.89	-Interest

*) Përfshin borxhin shtetëror dhe shtetëror të garantuar (Tabela I.1 + Tabela I.2)

**) Përfshihen të dhënat për periudhën 1991-2006

***) Deri më 30.06.2010, të dhëna paraprake

Ne këtë tabelë nuk përfshihen kredia e FMN-se

*) Includes Central Government and Central Government Guaranteed debt (Table I.1 + Table I.2)

**) Cumulative data (1991-2006)

***) As of June 30, 2010, data are preliminary

IMF credit is not included

**BORXHI I JASHEM I QEVERISE QENDRORE
TE DHENA PERMBLEDHESE**

**CENTRAL GOVERNMENT EXTERNAL DEBT
SUMMARIZED DATA**

							(EUR'000)
Klasifikimi	Deri ne 31.12.2006** Up to 31.12.2006	2007	2008	2009	2010***	GJITHSEJ TOTAL	Classification
I. TE DHENA KUMULATIVE							I. CUMULATIVE DATA (STOCK)
Borxhi Neto	969,286.45	985,263.85	1,322,576.71	1,646,188.06	1,810,907.75	1,810,907.75	Debt Outstanding Disbursed (DOD)
Terheqjet	1,300,767.72	1,391,221.16	1,735,011.25	2,078,475.32	2,162,252.55	2,162,252.55	Drawings
<u>Pagesat e Borxhit</u>	<u>336,341.10</u>	<u>384,851.56</u>	<u>441,954.91</u>	<u>525,994.41</u>	<u>569,436.64</u>	<u>569,436.64</u>	<u>Debt Service</u>
-Principal	168,559.23	200,556.15	234,717.29	276,766.11	298,768.81	298,768.81	-Principal
-Interes	167,781.87	184,295.41	207,237.62	249,228.30	270,667.83	270,667.83	-Interest
Borxhi i nenshkruar i paterhequr	286,367.28	533,207.86	671,224.72	654,635.40	707,860.48	707,860.48	Committed Undisbursed Balance (CUB)
II. TE DHENA VJETORE							II. ANNUAL DATA (FLOWS)
Terheqjet	1,300,767.72	90,453.44	343,790.09	343,464.07	83,777.23	2,162,252.55	Drawings
<u>Pagesat e Borxhit</u>	<u>336,341.10</u>	<u>48,510.46</u>	<u>57,103.35</u>	<u>84,039.50</u>	<u>43,442.23</u>	<u>569,436.64</u>	<u>Debt Service</u>
-Principal	168,559.23	31,996.92	34,161.14	42,048.82	22,002.70	298,768.81	-Principal
-Interes	167,781.87	16,513.54	22,942.21	41,990.68	21,439.53	270,667.83	-Interest

**) Perfshihen te dhenat per periudhen 1991-2006

***) Deri me 30.06.2010, te dhena paraprake
Ne kete tabele nuk perfshihet kredia e FMN-se

**) Cumulative data (1991-2006)

***) As of June 30, 2010, data are preliminary

IMF credit is not included

**BORXHI I JASHEM I GARANTUAR I SHQIPERISE
TE DHENA PERMBLEDHESE**

**CENTRAL GOVERNMENT GUARANTEED DEBT
SUMMARIZED DATA**

							(EUR'000)	
Klasifikimi	Deri ne 31.12.2006** Up to 31.12.2006	2007	2008	2009	2010***	GJITHSEJ TOTAL	Classification	
I. TE DHENA KUMULATIVE								I. CUMULATIVE DATA (STOCK)
Borxhi Neto	207,402.22	225,102.94	255,311.08	291,829.19	296,714.09	296,714.09	Debt Outstanding Disbursed (DOD)	
Terheqjet	247,178.81	281,660.28	317,064.42	369,162.33	377,071.04	377,071.04	Drawings	
Pagesat e Borxhit	58,381.15	73,415.85	92,134.55	115,008.80	128,208.15	128,208.15	Debt Service	
-Principal	32,663.69	41,333.80	52,768.91	67,810.00	77,571.09	77,571.09	-Principal	
-Interes	25,717.46	32,082.05	39,365.64	47,198.80	50,637.06	50,637.06	-Interest	
Borxhi i nenshkruar i paterhequr	152,896.06	133,965.16	112,529.28	60,431.36	52,522.65	52,522.65	Committed Undisbursed Balance (CUB)	
II. TE DHENA VJETORE								II. ANNUAL DATA (FLOWS)
Terheqjet	247,178.81	34,481.47	35,404.14	52,097.91	7,908.71	377,071.04	Drawings	
Pagesat e Borxhit	58,381.15	15,034.70	18,718.70	22,874.25	13,199.35	128,208.15	Debt Service	
-Principal	32,663.69	8,670.11	11,435.11	15,041.09	9,761.09	77,571.09	-Principal	
-Interes	25,717.46	6,364.59	7,283.59	7,833.16	3,438.26	50,637.06	-Interest	

**) Perfshihen te dhenat per periudhen 1991-2006

***) Deri me 30.06.2010, te dhena paraprake

** Cumulative data (1991-2006)

***) As of June 30, 2010, data are preliminary

**BORXHI I JASHEM* AFATGJATE I SHQIPERISE
TERHEQJET NE VITE NGA KREDITE E HUAJA SIPAS KREDITOREVE**

**LONG-TERM EXTERNAL PUBLIC DEBT*
DRAWINGS BY YEARS AND BY CREDITORS**

Sipas kreditoreve	Deri ne 31.12.2006 Up to 31.12.2006	2007	2008	2009	2010		TOTALI	By Creditors
					Q1 -2010	Q2-2010		
-Shumepalesh (I)	910,947.67	98,980.05	112,971.36	136,795.26	39,694.70	27,081.35	1,326,470.39	-Multilateral (I)
CEB	9,975.04	8,400.00	15,409.21	21,828.00	14,000.00	1,074.21	70,686.46	CEB
IBRD	-	3,850.00	8,084.61	4,940.70	142.08	1,548.41	18,565.80	IBRD
EC	9,000.00	-	-	-	-	-	9,000.00	EC
EBRD	81,107.00	14,509.37	24,927.69	32,240.92	3,577.48	3,860.75	160,223.21	EBRD
EIB	99,374.23	30,949.19	31,763.99	28,188.60	10,543.76	6,235.20	207,054.97	EIB
IDA	625,053.85	35,019.72	18,529.78	25,020.55	5,149.75	6,436.71	715,210.36	IDA
IDB	34,065.34	4,941.73	9,447.71	14,803.54	2,491.87	5,602.32	71,352.51	IDB
IFAD	29,729.96	731.69	1,508.25	1,410.62	840.36	-	34,220.88	IFAD
OPEC	22,642.25	578.35	3,300.12	8,362.33	2,949.40	2,323.75	40,156.20	OPEC
-Dypalesh (II)	545,513.24	25,954.86	36,222.87	66,166.72	8,679.94	16,229.95	698,767.58	-Bilateral (II)
AUSTRIA	4,505.72	-	-	5,026.62	140.83	-	9,673.17	AUSTRIA
BULLGARI	75.87	-	-	-	-	-	75.87	BULGARIA
CEKI	8,492.02	-	-	-	-	-	8,492.02	CZECH REP.
GREQI	49,345.60	-	-	-	-	-	49,345.60	GREECE
GJERMANI	112,219.57	13,527.34	10,742.53	24,668.84	3,827.14	3,582.52	168,567.94	GERMANY
HUNGARI	11,922.10	-	-	-	-	-	11,922.10	HUNGARY
ITALI	134,787.21	6,787.55	17,103.56	23,089.75	2,437.76	11,002.01	195,207.84	ITALY
JAPONI	52,712.70	-	-	-	1,191.33	-	53,904.03	JAPAN
JUGOSLLAVI	45.29	-	-	-	-	-	45.29	YUGOSLAVIA
MAQEDONI	975.62	-	-	-	-	-	975.62	MACEDONIA
TURQI	26,863.37	-	-	-	-	-	26,863.37	TURKEY
KUVAIT	37,491.47	1,642.41	3,036.11	2,456.30	304.37	878.93	45,809.59	KUWAIT
KINE	41,093.78	-	-	-	-	-	41,093.78	CHINA
KOREA	18,798.86	3,047.67	205.55	-	-	-	22,052.08	SOUTH KOREA
POLONI	918.69	-	-	-	-	-	918.69	POLAND
RUMANI	4,501.61	-	-	-	-	-	4,501.61	ROMANIA
SPANJE	-	949.89	735.51	5,024.89	-	-	6,710.29	SPAIN
SLOVAKI	4,296.48	-	-	-	-	-	4,296.48	SLOVAKIA
SUEDI	3,138.72	-	-	-	-	-	3,138.72	SWEDEN
NORVEGJI	28,856.59	-	-	-	-	-	28,856.59	NORWAY
HOLLANDE	-	-	4,399.61	5,900.32	778.51	766.49	11,844.93	NETHERLANDS
ZVICRA	4,471.97	-	-	-	-	-	4,471.97	SWITZERLAND
Kreditore Private (III)	-	-	230,000.00	192,600.00	-	-	422,600.00	Private Creditors (III)
Kreditore Private	-	-	230,000.00	192,600.00	-	-	422,600.00	Private Creditors
-Klubi i Parisit (IV)	91,485.62	-	-	-	-	-	91,485.62	-Paris Club (IV)
AUSTRI	8,852.10	-	-	-	-	-	8,852.10	AUSTRIA
ANGLI	22.22	-	-	-	-	-	22.22	UNITED KINGDOM
DANIMARKE	115.19	-	-	-	-	-	115.19	DENMARK
FRANCE	21,849.28	-	-	-	-	-	21,849.28	FRANCE
GJERMANI	13,138.90	-	-	-	-	-	13,138.90	GERMANY
HOLLANDE	1,178.12	-	-	-	-	-	1,178.12	NETHERLANDS
ITALI	7,570.21	-	-	-	-	-	7,570.21	ITALY
JAPONI	244.32	-	-	-	-	-	244.32	JAPAN
RUSI	38,515.28	-	-	-	-	-	38,515.28	RUSSIA
GJITHSEJ (I+II+III+IV)	1,547,946.53	124,934.91	379,194.23	395,561.98	48,374.64	43,311.30	2,539,323.59	TOTAL (I+II+III+IV)

*) Perfishin borxhin shtetedor dhe shtetedor te garantuar (Tabela II.1 + Tabela II.2)

Ne kete table nuk perfishihet kredia e FMN-se

**) Deri me 30.06.2010, te dhena paraprake

*) Includes Central Government and Central Government Guaranteed debt

IMF credit is not included

**) As of June 30, 2010, data are preliminary

**BORXHI I JASHEM I QEVERISE QENDRORE
TERHEQJET NE VITE NGA KREDITE E HUAJA SIPAS KREDITOREVE**

**CENTRAL GOVERNMENT EXTERNAL DEBT
DRAWINGS BY YEARS AND BY CREDITORS**

Sipas kreditoreve	Deri ne 31.12.2006 Up to 31.12.2006	2007	2008	2009	2010		TOTALI	By Creditors
					Q1 -2010	Q2-2010		
-Shumepalesh (I)	817,175.33	72,611.01	83,582.11	103,690.32	37,563.72	24,126.35	1,114,622.49	-Multilateral (I)
CEB	9,975.04	8,400.00	15,409.21	21,828.00	14,000.00	1,074.21	70,686.46	CEB
IBRD	-	3,850.00	8,084.61	4,940.70	142.08	1,548.41	18,565.80	IBRD
EC	9,000.00	-	-	-	-	-	9,000.00	EC
EBRD	16,986.68	7,140.33	10,538.44	10,135.98	1,446.49	905.75	47,153.67	EBRD
EIB	69,722.21	11,949.19	16,763.99	17,188.60	10,543.76	6,235.20	132,402.95	EIB
IDA	625,053.85	35,019.72	18,529.78	25,020.55	5,149.75	6,436.71	715,210.36	IDA
IDB	34,065.34	4,941.73	9,447.71	14,803.54	2,491.87	5,602.32	71,352.51	IDB
IFAD	29,729.96	731.69	1,508.25	1,410.62	840.36	-	34,220.88	IFAD
OPEC	22,642.25	578.35	3,300.12	8,362.33	2,949.40	2,323.75	40,156.20	OPEC
-Dypalesh (II)	392,152.91	17,842.43	30,207.98	47,173.75	7,952.14	14,135.02	509,464.23	-Bilateral (II)
AUSTRIA	4,505.72	-	-	5,026.62	140.83	-	9,673.17	AUSTRIA
BULLGARI	75.87	-	-	-	-	-	75.87	BULGARIA
CEKI	8,492.02	-	-	-	-	-	8,492.02	CZECH REP.
GREQI	40,541.49	-	-	-	-	-	40,541.49	GREECE
GJERMANI	69,199.77	9,427.23	6,083.30	5,675.87	3,156.23	1,487.59	95,029.99	GERMANY
HUNGARI	11,922.10	-	-	-	-	-	11,922.10	HUNGARY
ITALI	88,611.28	5,822.90	15,953.45	23,089.75	2,380.88	11,002.01	146,860.27	ITALY
JAPONI	16,151.07	-	-	-	1,191.33	-	17,342.40	JAPAN
JUGOSLLAVI	45.29	-	-	-	-	-	45.29	YUGOSLAVIA
MAQEDONI	975.62	-	-	-	-	-	975.62	MACEDONIA
TURQI	26,863.37	-	-	-	-	-	26,863.37	TURKEY
KUVAIT	37,491.47	1,642.41	3,036.11	2,456.30	304.37	878.93	45,809.59	KUWAIT
KINE	41,093.78	-	-	-	-	-	41,093.78	CHINA
POLONI	918.69	-	-	-	-	-	918.69	POLAND
RUMANI	4,501.61	-	-	-	-	-	4,501.61	ROMANIA
SPANJE	-	949.89	735.51	5,024.89	-	-	6,710.29	SPAIN
SLOVAKI	4,296.48	-	-	-	-	-	4,296.48	SLOVAKIA
SUEDI	3,138.72	-	-	-	-	-	3,138.72	SWEDEN
NORVEGJI	28,856.59	-	-	-	-	-	28,856.59	NORWAY
HOLLANDE	-	-	4,399.61	5,900.32	778.51	766.49	11,844.93	NETHERLANDS
ZVICRA	4,471.97	-	-	-	-	-	4,471.97	SWITZERLAND
Kreditor Privat (III)	-	-	230,000.00	192,600.00	-	-	422,600.00	Private Creditors (III)
Kreditor Privat	-	-	230,000.00	192,600.00	-	-	422,600.00	Private Creditors
-Klubi i Parisit (IV)	91,439.48	-	-	-	-	-	91,439.48	-Paris Club (IV)
AUSTRI	8,852.10	-	-	-	-	-	8,852.10	AUSTRIA
ANGLI	22.22	-	-	-	-	-	22.22	UNITED KINGDOM
DANIMARKE	115.19	-	-	-	-	-	115.19	DENMARK
FRANCE	21,849.28	-	-	-	-	-	21,849.28	FRANCE
GJERMANI	13,138.90	-	-	-	-	-	13,138.90	GERMANY
HOLLANDE	1,178.12	-	-	-	-	-	1,178.12	NETHERLANDS
ITALI	7,570.21	-	-	-	-	-	7,570.21	ITALY
JAPONI	198.18	-	-	-	-	-	198.18	JAPAN
RUSI	38,515.28	-	-	-	-	-	38,515.28	RUSSIA
GJITHSEJ (I+II+III+IV)	1,300,767.72	90,453.44	343,790.09	343,464.07	45,515.86	38,261.37	2,162,252.55	TOTAL (I+II+III+IV)

Ne kete tabelë nuk përfshihen kredia e FMN-se

**) Deri me 30.06.2010, të dhëna paraprake

IMF credit is not included

**) As of June 30, 2010, data are preliminary

**BORXHI I JASHEM I GARANTUAR I SHQIPERISE
TERHEQJET NE VITE NGA KREDITE E HUAJA SIPAS KREDITOREVE**

**CENTRAL GOVERNMENT GUARANTEED DEBT
DRAWINGS BY YEARS AND BY CREDITORS**

Sipas kreditoreve	Deri ne 31.12.2006 Up to 31.12.2006	2007	2008	2009	2010		GJITHSEJ TOTAL	By Creditors
					Q1 -2010	Q2-2010		
					-Shumepalesh (I)	93,772.34		
EBRD	64,120.32	7,369.04	14,389.25	22,104.94	2,130.99	2,955.00	113,069.54	EBRD
EIB	29,652.02	19,000.00	15,000.00	11,000.00			74,652.02	EIB
-Dypalesh (II)	153,360.33	8,112.43	6,014.89	18,992.97	727.79	2,094.93	189,303.34	-Bilateral (II)
GJERMANI	43,019.80	4,100.11	4,659.23	18,992.97	670.91	2,094.93	73,537.95	GERMANY
GREQI	8,804.11	-	-	-			8,804.11	GREECE
ITALI	46,175.93	964.65	1,150.11	-	56.88		48,347.57	ITALY
JAPONI	36,561.63	-	-	-			36,561.63	JAPAN
KOREA	18,798.86	3,047.67	205.55	-			22,052.08	SOUTH KOREA
-Klubi Parisit (III)	46.14	-	-	-			46.14	-Paris Club (III)
JAPONI	46.14	-	-	-			46.14	JAPAN
GJITHSEJ (I+II+III)	247,178.81	34,481.47	35,404.14	52,097.91	2,858.78	5,049.93	377,071.04	TOTAL (I+II+III)

**) Deri me 30.06.2010, te dhena paraprake

**) As of June 30, 2010, data are preliminary

**BORXHI I JASHEM* AFATGJATE I SHQIPERISE
TERHEQJET NE VITE SIPAS SEKTOREVE EKONOMIKE**

**LONG-TERM EXTERNAL DEBT* OF ALBANIA
DRAWINGS BY ECONOMIC SECTORS**

Sipas sektoreve ekonomike	Deri ne 31.12.2006 Up to 31.12.2006	2007	2008	2009	2010		GJITHSEJ TOTAL	By Economic Sectors
					Q1- 2010	Q2-2010		
					(EUR'000)			
ADMINISTRATA SHETETERORE	31,162.53	1,721.83	(2.29)	-	-	-	32,882.07	Public Administration
ARESIMI	26,595.41	9,720.18	9,720.00	4,128.31	2,653.76	1,450.00	54,267.66	Education
BILANCI I PAGESAVE	18,350.79	-	-	-	-	-	18,350.79	Balance of Payment
BUJQESI, UJITJE	114,761.59	8,539.93	10,032.29	6,278.13	1,538.97	416.81	141,567.72	Agriculture-Irrigation
ENERGJETIKE	262,035.20	38,727.96	44,800.72	85,758.43	8,376.67	5,874.43	445,573.41	Energy
IMPORT MALLRASH DHE PAJISJESH	54,735.77	-	-	-	-	-	54,735.77	Import of Goods and Services
INDUSTRI E LEHTE	2,556.46	-	-	-	-	-	2,556.46	Light Industry
INFRASTRUKTURE URBANE DHE RURALE	45,517.08	3,246.07	7,213.27	4,777.36	44.78	60.43	60,858.99	Urban and Rural Infrastructure
KLUBI I PARISIT DHE RISKEDULIME TE TJERA	206,313.72	-	-	-	-	-	206,313.72	Paris Club & Other Rescheduling
MBESHTETJE PER BUXHETIN	234,584.78	7,340.24	-	192,600.00	-	-	434,525.02	Budgetary Support
MBROJTJA	8,895.42	-	-	-	-	1,830.00	10,725.42	Defence
MBROJTJA E MJEDISIT	1,385.73	1,129.51	260.57	254.67	-	743.40	3,773.88	Environmental Protection
PYJE	7,224.11	-	-	-	-	-	7,224.11	Forestry
SHENDETESI	39,579.82	6,696.88	2,733.76	15,306.24	845.50	1,676.54	66,838.74	Health
SIGURIME SHOQ./TREGU I PUNES	11,480.86	1,718.78	2,825.25	165.73	155.74	44.47	16,390.83	Social Safety/Labor Market
STREHIMI	14,066.73	-	2,189.21	5,028.00	-	1,074.21	22,358.15	Housing
TELEKOMUNIKACION	14,692.75	-	-	-	-	-	14,692.75	Telecommunication
TRANSPORT	236,960.34	29,878.33	278,460.27	61,265.95	28,898.22	10,456.12	645,919.23	Transport
TRANSPORTI AJROR	23,638.12	-	-	-	-	-	23,638.12	Air Transport
TRANSPORTI HEKURUDHOR	3,098.74	-	-	-	-	-	3,098.74	Rail Transport
UJESJELLESA/KANALIZIME	90,825.96	14,833.50	13,798.65	17,585.76	4,394.35	9,595.64	151,033.86	Water Supply and Sewerage
ZHVILL. SEK.PRIVAT	41,454.78	650.00	5,132.42	1.81	150.34	10,089.25	57,478.60	Enterprise Sector Development
TE TJERA	26,534.40	-	-	-	-	-	26,534.40	Other
ZHVILLIMI RURAL	31,495.81	731.69	2,030.10	2,410.62	1,316.32	-	37,984.54	Rural Development
GJITHSEJ	1,547,946.90	124,934.90	379,194.22	395,561.01	48,374.64	43,311.30	2,539,322.97	TOTAL

*) Perfshin borxhin shteteror dhe shteteror te garantuar
Ne kete tabele nuk perfshihet kredia e FMN-se

**) Deri me 30.06.2010, te dhena paraprake

*) Includes Central Government and Central Government Guaranteed debt
IMF credit is not included

**) As of June 30, 2010, data are preliminary

**BORXHI I JASHEM* AFATGJATE I SHQIPERISE
BORXHI NETO SIPAS KREDITOREVE**

**LONG-TERM EXTERNAL PUBLIC DEBT*
DEBT OUTSTANDING DISBURSED BY CREDITORS**

(EUR'000)

Sipas kreditoreve	31.12.2007	31.12.2008	31.12.2009	2010	By Creditors
-Shumepalesh (I)	810,935.86	919,365.11	1,017,810.29	1,147,267.74	-Multilateral (I)
CEB	17,592.98	33,174.51	54,853.49	70,376.82	CEB
EBRD	61,566.76	77,854.04	97,931.72	98,755.04	EBRD
EC	9,000.00	9,000.00	9,000.00	9,000.00	EC
EIB	106,701.83	134,174.08	155,552.38	168,709.53	EIB
IBRD	3,850.00	11,934.67	16,875.39	18,587.25	IBRD
IDA	549,791.26	577,308.87	587,685.19	660,979.61	IDA
IDB	28,401.90	37,846.45	50,782.36	64,217.93	IDB
IFAD	24,362.51	26,027.40	26,623.69	30,063.49	IFAD
OPEC	9,668.62	12,045.09	18,506.07	26,578.07	OPEC
-Dypalesh (II)	323,505.25	357,769.66	408,668.71	439,140.36	-Bilateral (II)
GJERMANI	107,815.99	116,958.59	139,153.74	143,345.17	GERMANY
GREQI	13,194.74	12,943.47	12,692.19	12,566.56	GREECE
AUSTRI				5,026.62	AUSTRIA
ITALI	117,741.41	129,962.73	147,731.26	158,510.43	ITALY
JAPONI	36,386.64	45,045.92	41,566.81	48,339.13	JAPAN
KINE	1,263.33	1,319.90	1,290.35	1,517.63	CHINA
KUVAIT	21,790.77	23,734.21	23,031.92	27,743.46	KUWAIT
NORVEGJI	7,557.76	6,141.48	4,288.58	4,035.16	NORWAY
HOLLANDE		4,399.60	9,984.19	11,038.25	NETHERLANDS
SPANJE	948.85	1,740.07	6,461.02	7,599.04	SPAIN
KOREA	16,805.76	15,523.69	17,442.03	19,278.08	SOUTH KOREA
Kreditore private (III)		230,000.00	422,600.00	422,600.00	Private Creditors (III)
KREDITORE PRIVATE		230,000.00	422,600.00	422,600.00	PRIVATE CREDITORS
-Borxhi i riskeduluar (IV) (A+B)	75,925.68	70,753.02	88,938.25	98,613.74	-Rescheduled Debt (IV) (A+B)
-Klubi i Parisit (A)	27,358.05	27,214.00	25,601.18	29,361.10	-Paris Club (A)
GJERMANI	997.02	332.34	-	-	GERMANY
ITALI	2,752.13	2,661.91	2,493.83	2,580.28	ITALY
RUSI	23,608.90	24,219.75	23,107.35	26,780.82	RUSSIA
-Te tjere (B)	48,567.63	43,539.02	63,337.07	69,252.64	-Others (B)
TURQI	12,635.33	11,648.06	9,869.01	10,714.44	TURKEY
GREQI			27,701.60	30,300.45	GREECE
KINE	17,955.14	16,414.27	13,754.44	14,829.00	CHINA
HUNGARI	5,783.78	5,035.65	3,938.34	4,632.03	HUNGARY
GJERMANI	2,210.45	1,473.63	736.82	368.41	GERMANY
RUMANIA	2,757.61	2,496.95	2,065.51	2,208.48	ROMANIA
SLLOVAKI	2,408.44	2,156.82	1,757.12	2,066.61	SLOVAK REP.
ÇEKI	4,816.88	4,313.64	3,514.23	4,133.22	CZECH REP.
GJITHSEJ (I+II+III+IV)	1,210,366.79	1,577,887.79	1,938,017.25	2,107,621.84	TOTAL (I+II+III+IV)

*) Përfshin borxhin shtetëror dhe shtetëror të garantuar

Ne këto tabele nuk përfshihen kredia e FMN-se

**) Deri më 30.06.2010, të dhëna paraprake

*) Includes Central Government and Central Government Guaranteed debt

IMF credit is not included

**) As of June 30, 2010, data are preliminary

**BORXHI I JASHEM I QEVERISE QENDRORE
BORXHI NETO SIPAS KREDITOREVE**

**CENTRAL GOVERNMENT EXTERNAL DEBT
DEBT OUTSTANDING DISBURSED BY CREDITORS**

(EUR'000)

Sipas kreditoreve	31.12.2007	31.12.2008	31.12.2009	2010	By Creditors
-Shumepalesh (I)	725,886.21	812,873.39	889,208.85	1,019,481.34	-Multilateral (I)
CEB	17,592.98	33,174.51	54,853.49	70,376.82	CEB
EBRD	21,294.89	30,417.88	37,779.00	38,613.94	EBRD
EC	9,000.00	9,000.00	9,000.00	9,000.00	EC
EIB	61,924.05	75,118.52	87,103.66	101,064.23	EIB
IBRD	3,850.00	11,934.67	16,875.39	18,587.25	IBRD
IDA	549,791.26	577,308.87	587,685.19	660,979.61	IDA
IDB	28,401.90	37,846.45	50,782.36	64,217.93	IDB
IFAD	24,362.51	26,027.40	26,623.69	30,063.49	IFAD
OPEC	9,668.62	12,045.09	18,506.07	26,578.07	OPEC
-Dypalesh (II)	183,451.96	208,950.30	245,440.96	270,212.67	-Bilateral (II)
GJERMANI	66,059.46	71,173.46	76,659.19	80,070.52	GERMANY
GREQI	4,390.63	4,139.36	3,888.08	3,762.45	GREECE
AUSTRI			5,026.62	5,167.45	AUSTRIA
ITALI	70,976.46	83,410.08	102,980.00	114,602.98	ITALY
JAPONI	10,464.70	12,892.14	11,831.01	14,675.73	JAPAN
KINE	1,263.33	1,319.90	1,290.35	1,517.63	CHINA
KUVAIT	21,790.77	23,734.21	23,031.92	27,743.46	KUWAIT
NORVEGJI	7,557.76	6,141.48	4,288.58	4,035.16	NORWAY
HOLLAND		4,399.60	9,984.19	11,038.25	NETHERLANDS
SPANJA	948.85	1,740.07	6,461.02	7,599.04	SPAIN
Kreditore Private (III)		230,000.00	422,600.00	422,600.00	Private Creditors(III)
KREDITORE PRIVATE		230,000.00	422,600.00	422,600.00	PRIVATE CREDITORS
-Borxhi i riskeduluar (IV) (A+B)	75,925.68	70,753.02	88,938.25	98,613.74	-Rescheduled Debt (IV) (A+B)
-Klubi i Parisit (A)	27,358.05	27,214.00	25,601.18	29,361.10	-Paris Club (A)
GJERMANI	997.02	332.34	-	-	GERMANY
ITALI	2,752.13	2,661.91	2,493.83	2,580.28	ITALY
RUSI	23,608.90	24,219.75	23,107.35	26,780.82	RUSSIA
-Te tjere (B)	48,567.63	43,539.02	63,337.07	69,252.64	-Others (B)
TURQI	12,635.33	11,648.06	9,869.01	10,714.44	TURKEY
GREQI			27,701.60	30,300.45	GREECE
KINE	17,955.14	16,414.27	13,754.44	14,829.00	CHINA
HUNGARI	5,783.78	5,035.65	3,938.34	4,632.03	HUNGARY
GJERMANI	2,210.45	1,473.63	736.82	368.41	GERMANY
RUMANIA	2,757.61	2,496.95	2,065.51	2,208.48	ROMANIA
SLLOVAKI	2,408.44	2,156.82	1,757.12	2,066.61	SLOVAK REP.
ÇEKI	4,816.88	4,313.64	3,514.23	4,133.22	CZECH REP.
GJITHSEJ (I+II+III+IV)	985,263.85	1,322,576.71	1,646,188.06	1,810,907.75	TOTAL (I+II+III+IV)

Ne kete table nuk perfshihet kredia e FMN-se

**) Deri me 30.06.2010, te dhena paraprake

IMF credit is not included

**) As of June 30, 2010, data are preliminary

**BORXHI I JASHEM I GARANTUAR I SHQIPERISE
BORXHI NETO SIPAS KREDITOREVE**

**CENTRAL GOVERNMENT GUARANTEED DEBT
DEBT OUTSTANDING DISBURSED BY CREDITORS**

(EUR'000)

Sipas kreditoreve	31.12.2007	31.12.2008	31.12.2009	2010	By Creditors
-Shumepalesh (I)	85,049.65	106,491.72	128,601.44	127,786.40	-Multilateral (I)
EBRD	40,271.87	47,436.16	60,152.72	60,141.10	EBRD
EIB	44,777.78	59,055.56	68,448.72	67,645.30	EIB
-Dypalesh (II)	140,053.29	148,819.36	163,227.75	168,927.69	-Bilateral (II)
GJERMANI	41,756.53	45,785.13	62,494.55	63,274.65	GERMANY
GREQI	8,804.11	8,804.11	8,804.11	8,804.11	GREECE
ITALI	46,764.95	46,552.65	44,751.26	43,907.45	ITALY
JAPONI	25,921.94	32,153.78	29,735.80	33,663.40	JAPAN
KOREA	16,805.76	15,523.69	17,442.03	19,278.08	SOUTH KOREA
GJITHSEJ (I+II)	225,102.94	255,311.08	291,829.19	296,714.09	TOTAL (I+II)

**) Deri me 30.06.2010, te dhena paraprake

**) As of June 30, 2010, data are preliminary

BORXHI NETO SIPAS MONEDHAVE

LONG-TERM EXTERNAL PUBLIC DEBT* DOD BY CURRENCY

(EUR'000)

Monedha Currency	2009	%	2010**	%
ACU	50,782.36	2.62	64,217.93	3.05%
EUR	1,069,808.00	55.20	1,116,017.04	52.95%
JPY	41,566.81	2.14	48,339.13	2.29%
KWD	23,031.92	1.19	27,743.46	1.32%
KRW	17,442.03	0.90	19,278.08	0.91%
SDR	614,308.87	31.70	691,043.10	32.79%
USD	121,077.24	6.25	140,983.10	6.69%
TOTAL	1,938,017.23	100.00	2,107,621.84	100.00%

*) Perfshin borxhin e jashtem shteteror dhe shteteror te garantuar

**) Deri me 30.06.2010, te dhena paraprake

Nuk pershihet kredia e FMN-se

*) Includes external public and external publicly guaranteed debt

**) As of June 30, 2010, data are preliminary

IMF credit is not included

**BORXHI I JASHEM* AFATGJATE I SHQIPERISE
PJESA E PATERHEQUR E KREDIVE**

**LONG-TERM EXTERNAL PUBLIC DEBT*
COMMITTED UNDISBURSED BALANCE**

(EUR'000)

Sipas kreditoreve	2007	2008	2009	2010	By Creditors
-Shumepalesh (I)	399,826.54	429,740.29	405,728.11	355,683.73	-Multilateral (I)
CEB	38,133.88	38,824.70	62,014.81	47,020.22	CEB
EBRD	64,437.26	75,877.47	78,268.63	70,830.40	EBRD
EIB	117,828.60	109,064.61	80,876.01	64,097.04	EIB
IBRD	31,050.00	22,965.33	23,496.61	22,396.29	IBRD
IDA	102,653.07	122,255.69	100,268.73	98,229.03	IDA
IDB	22,725.11	41,685.62	34,972.64	30,016.33	IDB
IFAD	5,485.39	4,107.14	9,015.40	9,086.48	IFAD
OPEC	17,513.23	14,959.73	16,815.28	14,007.94	OPEC
-Dypalesh (II)	267,346.48	354,013.71	309,338.65	404,699.40	-Bilateral (II)
GJERMANI	58,199.01	54,956.48	46,744.08	132,934.42	GERMANY
GREQI			-	-	GREECE
ITALI	198,279.22	181,127.43	158,037.67	144,597.90	ITALY
JAPONI	-	87,545.68	85,880.63	98,930.90	JAPAN
KUVAIT	5,300.48	17,467.30	14,067.26	15,514.57	KUWAIT
AUSTRI			2,461.38	2,320.55	AUSTRIA
ArabiaSaudit				9,798.43	
HOLLANDE		8,047.93	2,147.63	602.63	NETHERLANDS
SPANJA	5,376.84	4,868.89	-	-	SPAIN
KOREA	190.93	-			SOUTH KOREA
GJITHSEJ (I+II)	667,173.02	783,754.00	715,066.76	760,383.13	TOTAL (I+II)

*) Perfshin borxhin shtetedor dhe shtetedor te garantuar

**) Deri me 30.06.2010, te dhena paraprake

Ne kete tabele nuk perfshihet kredia e FMN-se

*) Includes Central Government and Central Government Guaranteed debt

**) As of June 30, 2010, data are preliminary

IMF credit is not included

**BORXHI I JASHEM I QEVERISE QENDRORE
PJESA E PATERHEQUR E KREDIVE**

**CENTRAL GOVERNMENT EXTERNAL DEBT
COMMITTED UNDISBURSED BALANCE**

(EUR'000)

Sipas kreditoreve	2007	2008	2009	2010	By Creditors
-Shumepalesh (I)	316,848.95	362,151.96	371,244.72	326,286.33	-Multilateral (I)
CEB	38,133.88	38,824.70	62,014.81	47,020.22	CEB
EBRD	7,459.67	19,289.14	43,785.24	41,433.00	EBRD
EIB	91,828.60	98,064.61	80,876.01	64,097.04	EIB
IBRD	31,050.00	22,965.33	23,496.61	22,396.29	IBRD
IDA	102,653.07	122,255.69	100,268.73	98,229.03	IDA
IDB	22,725.11	41,685.62	34,972.64	30,016.33	IDB
IFAD	5,485.39	4,107.14	9,015.40	9,086.48	IFAD
OPEC	17,513.23	14,959.73	16,815.28	14,007.94	OPEC
-Dypalesh (II)	216,358.91	309,072.76	283,390.68	381,574.15	-Bilateral (II)
GJERMANI	23,720.07	25,136.77	35,917.35	124,873.53	GERMANY
GREQI			-		GREECE
ITALI	181,961.52	166,006.19	142,916.43	129,533.54	ITALY
JAPONI	-	87,545.68	85,880.63	98,930.90	JAPAN
KUVAIT	5,300.48	17,467.30	14,067.26	15,514.57	KUWAIT
AUSTRI			2,461.38	2,320.55	AUSTRIA
HOLLANDE	-	8,047.93	2,147.63	602.63	NEITHERLANDS
ArabiaSaudit				9,798.43	
SPANJA	5,376.84	4,868.89	-		SPAIN
GJITHSEJ (I+II)	533,207.86	671,224.72	654,635.40	707,860.48	TOTAL (I+II)

*) Deri me 30.06.2010, te dhena paraprake
Ne kete tabelë nuk përfshihet kredia e FMN-se

*) As of June 30, 2010, data are preliminary
IMF credit is not included

**BORXHI I JASHEM I GARANTUAR I SHQIPERISE
PJESA E PATERHEQUR E KREDIVE**

**CENTRAL GOVERNMENT GUARANTEED DEBT
COMMITTED UNDISBURSED BALANCE**

(EUR'000)

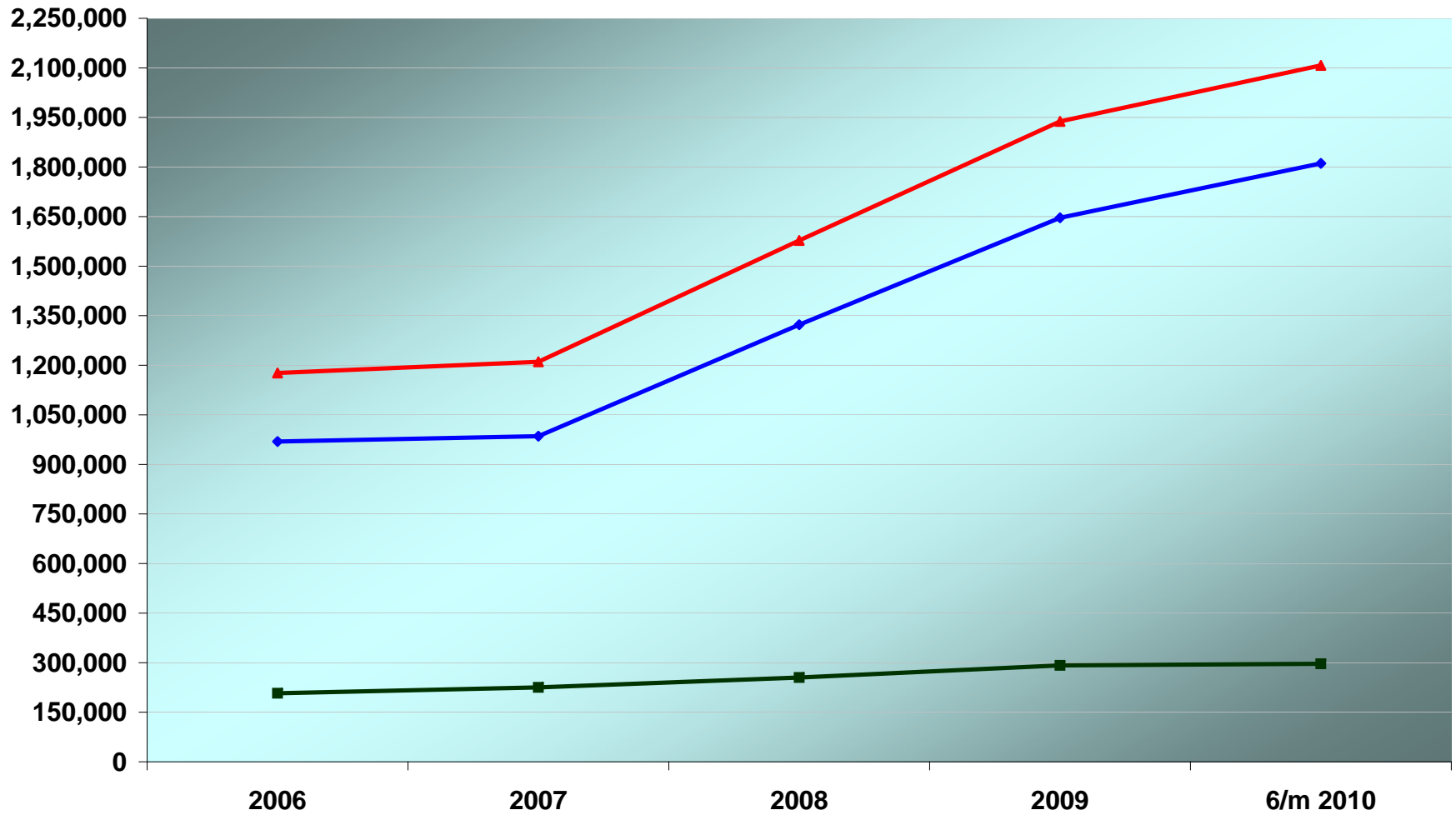
Sipas kreditoreve	2007	2008	2009	2010	By Creditors
-Shumepalesh (I)	82,977.59	67,588.33	34,483.39	29,397.40	-Multilateral (I)
EBRD	56,977.59	56,588.33	34,483.39	29,397.40	EBRD
EIB	26,000.00	11,000.00	-	-	EIB
-Dypalesh (II)	50,987.57	44,940.95	25,947.97	23,125.25	-Bilateral (II)
GJERMANI	34,478.94	29,819.71	10,826.73	8,060.89	GERMANY
ITALI	16,317.70	15,121.24	15,121.24	15,064.36	ITALY
KOREA	190.93	-	-	-	SOUTH KOREA
GJITHSEJ (I+II)	133,965.16	112,529.28	60,431.36	52,522.65	TOTAL (I+II)

*) Deri me 30.06.2010, te dhena paraprake

*) As of June 30, 2010, data are preliminary

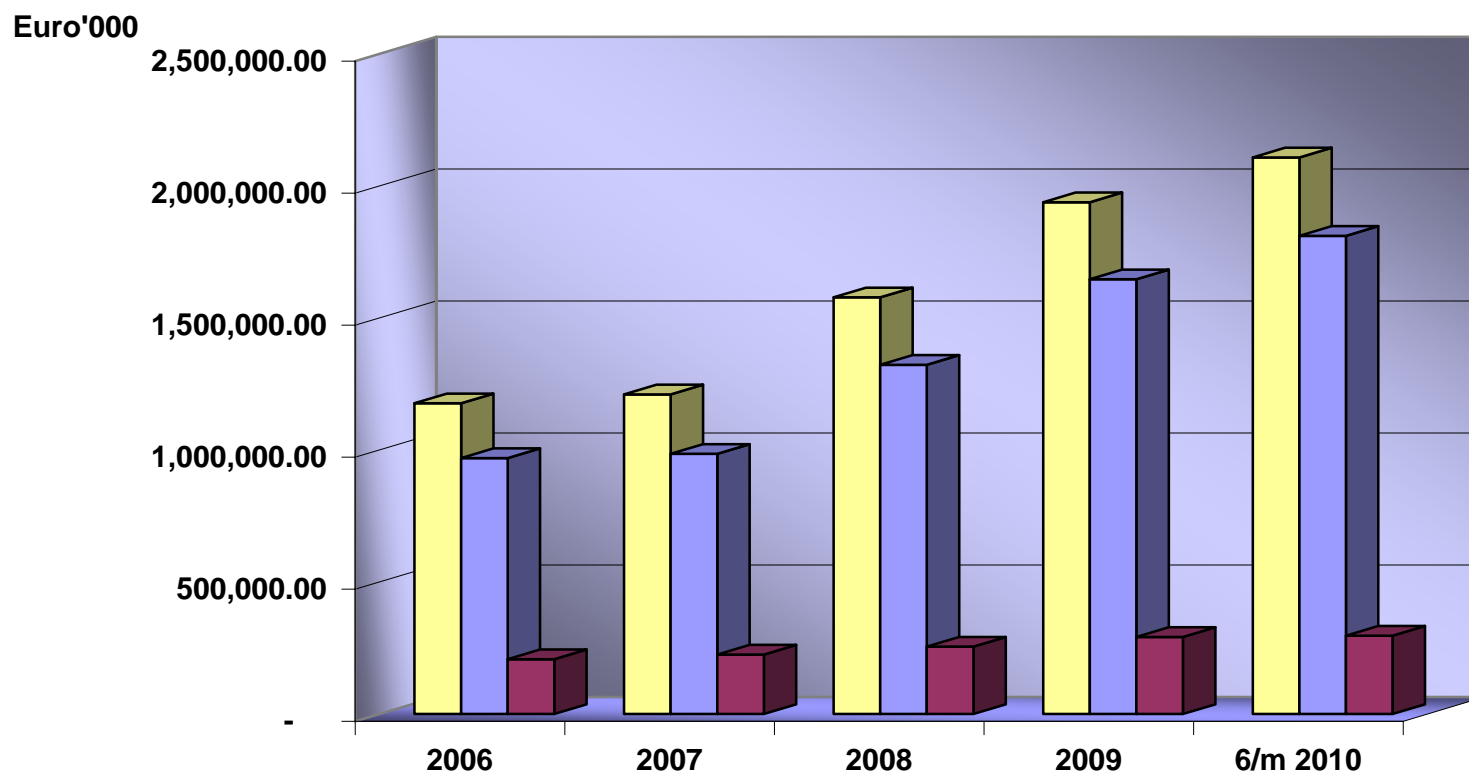
Euro'000

Paraqitja Grafike e Ecurise se Stokut te Borxhit te Jashtem External Outstanding Debt



Stoku Shteteror Public Debt Outstanding Stoku i Garantuar Guaranteed Debt Outstanding Stoku Total Total Debt Outstanding

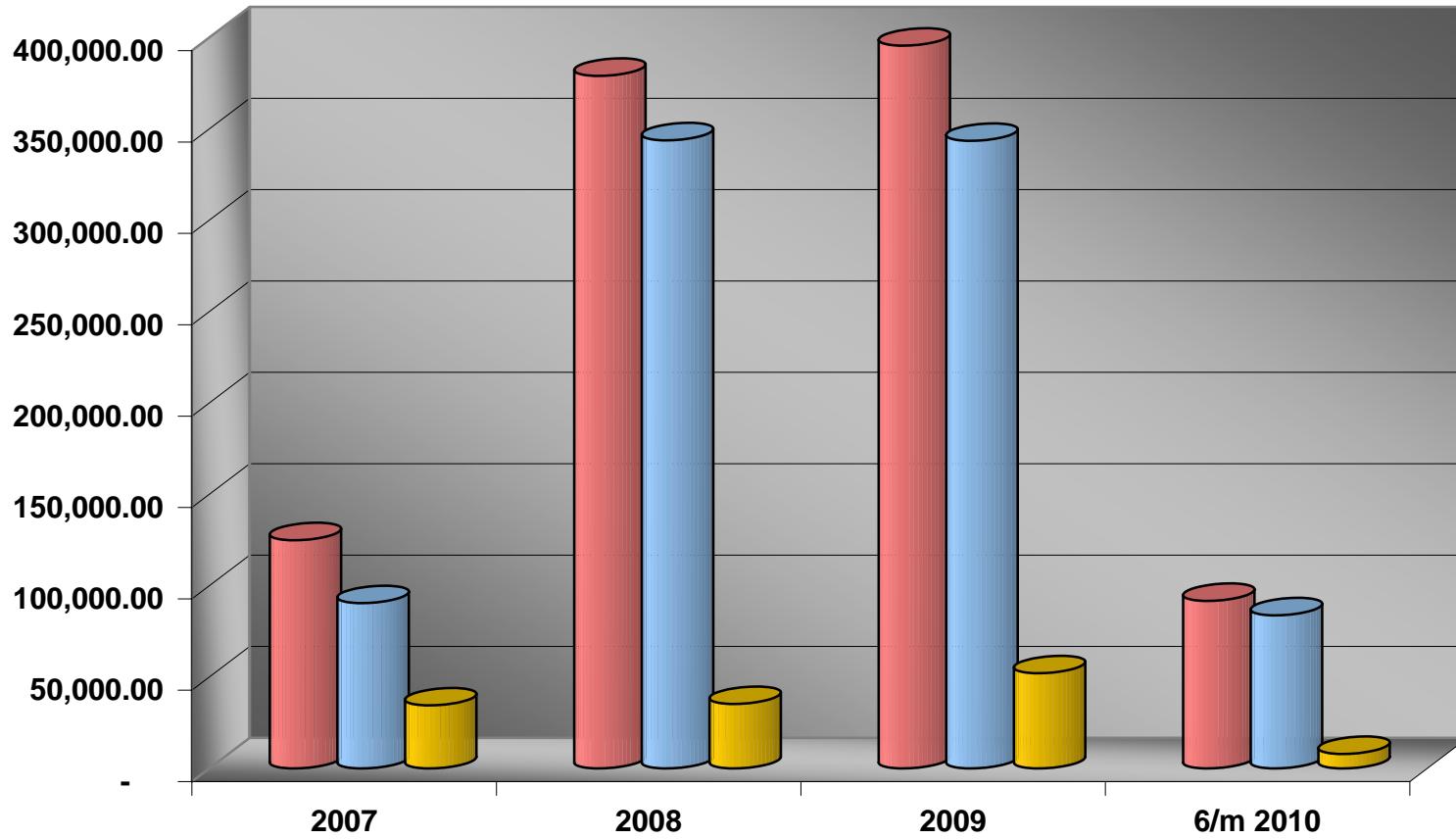
Paraqitja Grafike e Ecurise se Stokut te Borxhit te Jashtem
External Outstanding Debt



■ Stoku Total Total Debt outstanding ■ Stoku Shteteror Public Debt Outstanding ■ Stoku Garantuar Guaranteed Debt Outstanding

Ecuria e Disbursimeve te Borxhit te Jashtem External Debt Drawings

Euro'000



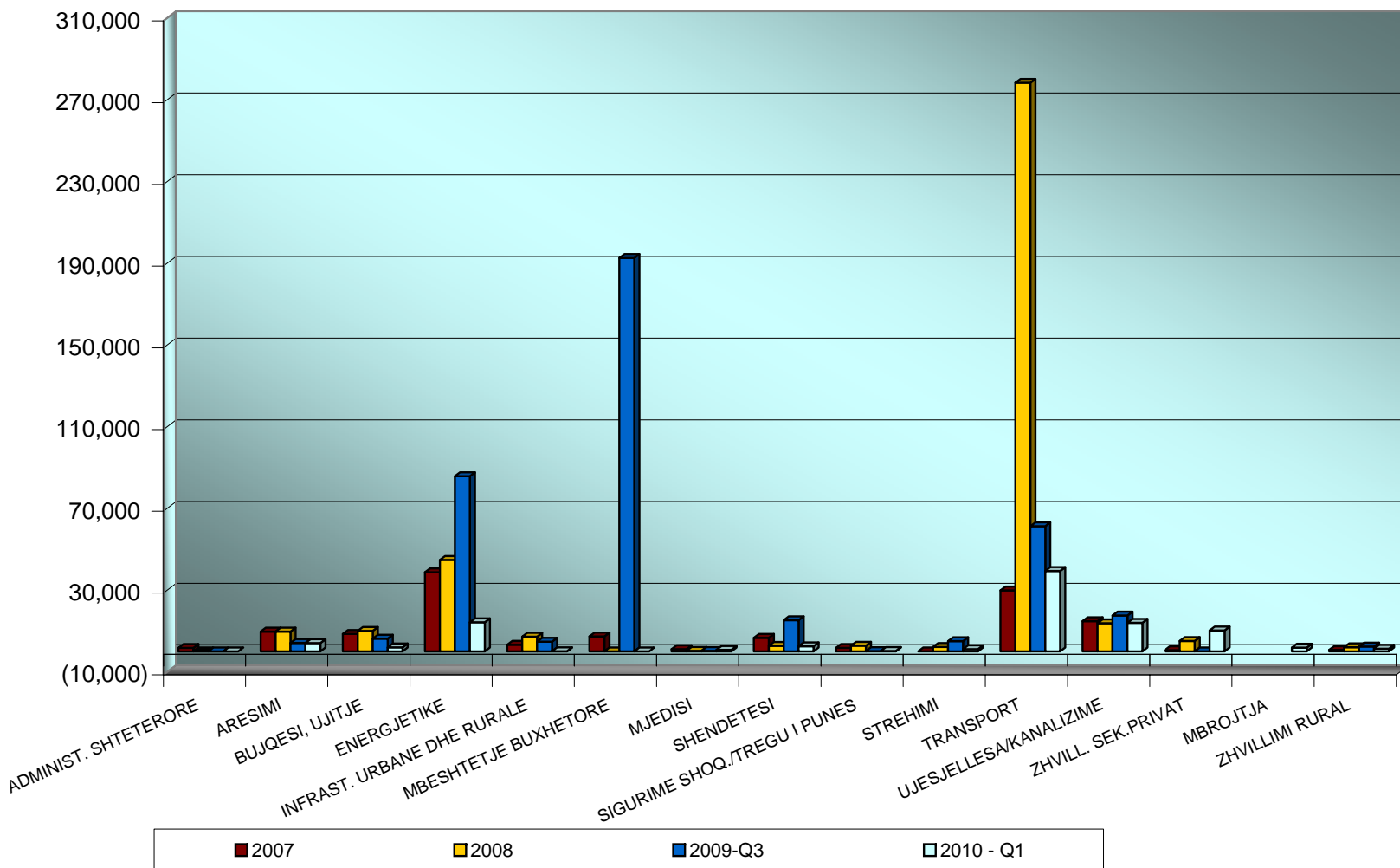
■ Disbursime Total Total Drawings

■ Shtetëror Public Debt

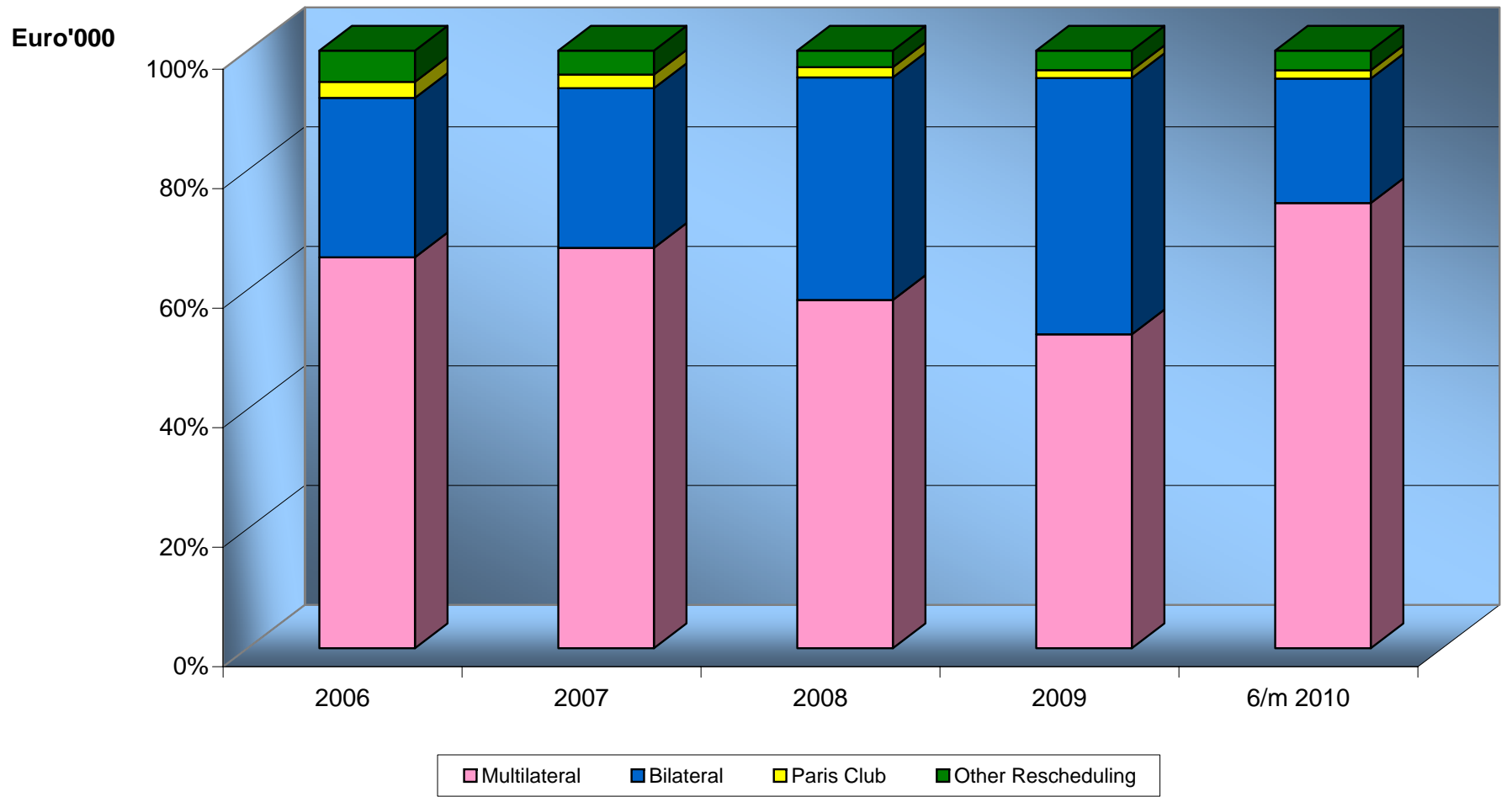
■ Garanci Guaranteed

Disbursimet e Borxhit te Jashtem sipas Sektoreve Ekonomike External Debt Drawings by Economic Sectors

Euro'000

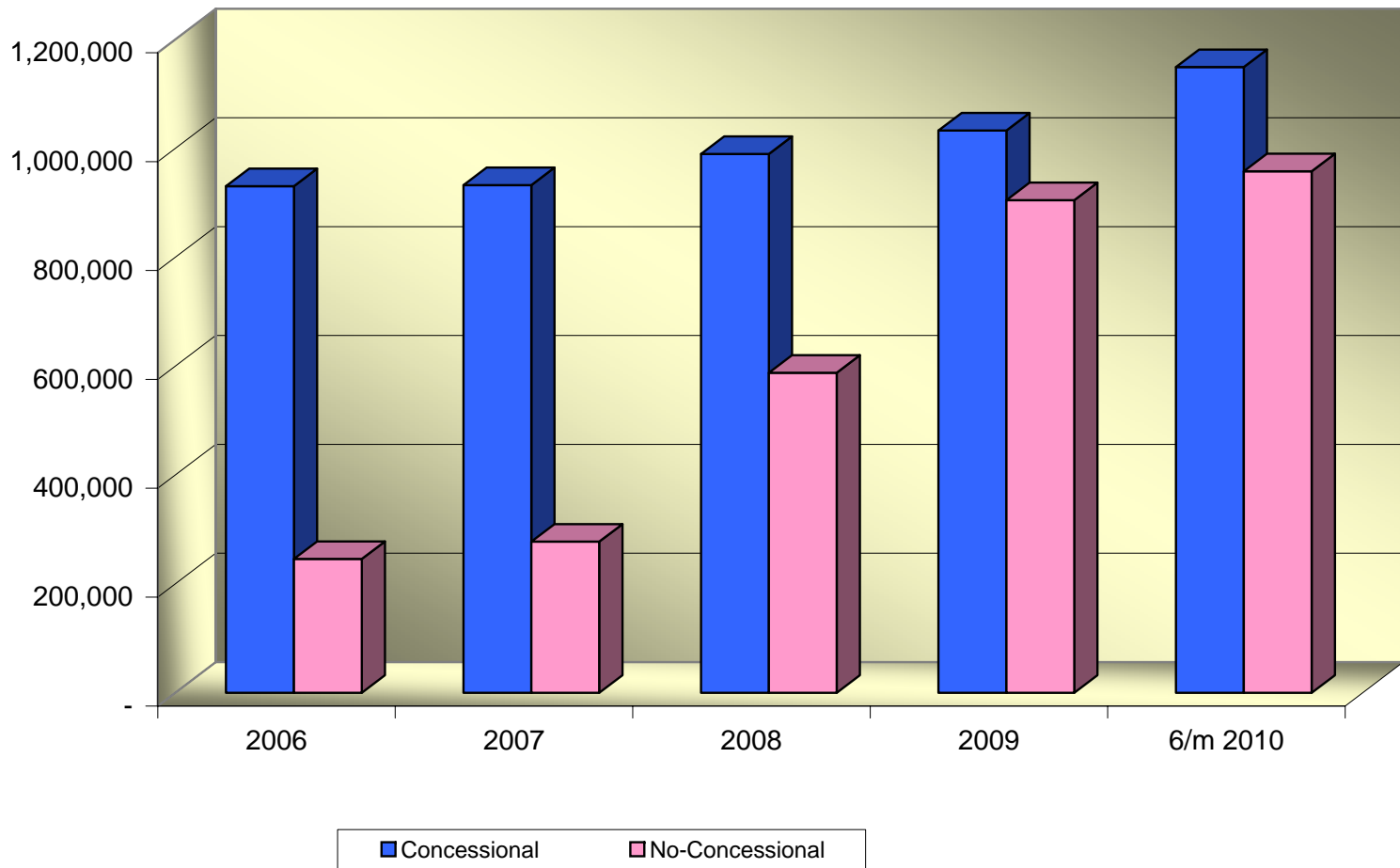


Stoku i Borxhit te Jashtem sipas Llojit te Kreditorit Debt Outstanding by Creditor Type



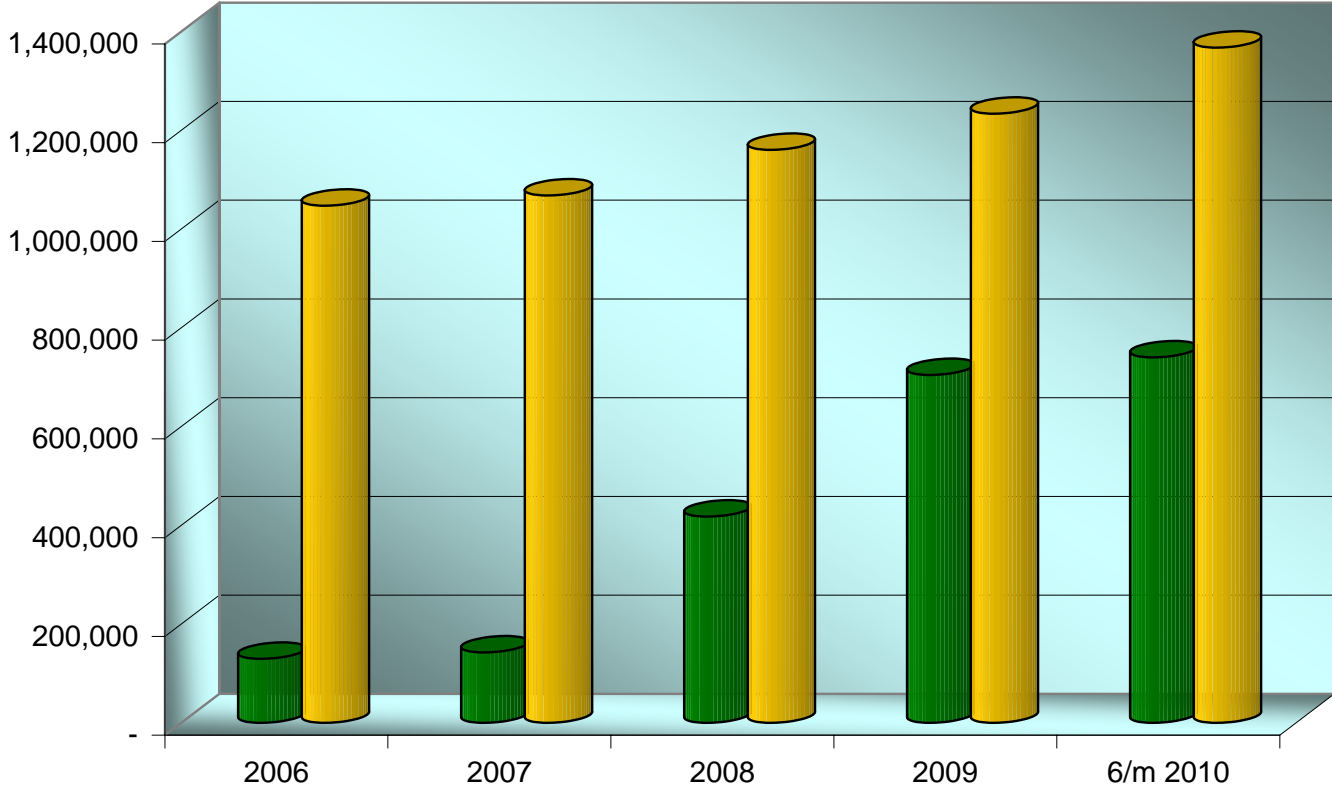
Stoku i Borxhit te Jashtem sipas Koncesionalitetit Debt Outstanding by Concessionality

Euro'000



Stoku i Borxhit te Jashtem sipas Llojit te Interesit
Debt Outstanding by Interest Type

Euro'000



■ Int. Variabel ■ Int. Fix