



REPUBLIKA E SHQIPERISE  
MINISTRIA E FINANCAVE  
DREJTORIA E PERGJITHSHME E BORXHIT



**MINISTRIA E FINANCAVE**

**Treguesit e Borxhit – 3/mujori I-re 2010**

**Debt Indicators as of March 31, 2010**

## Domestic Debt Stock by Instruments

milion ALL

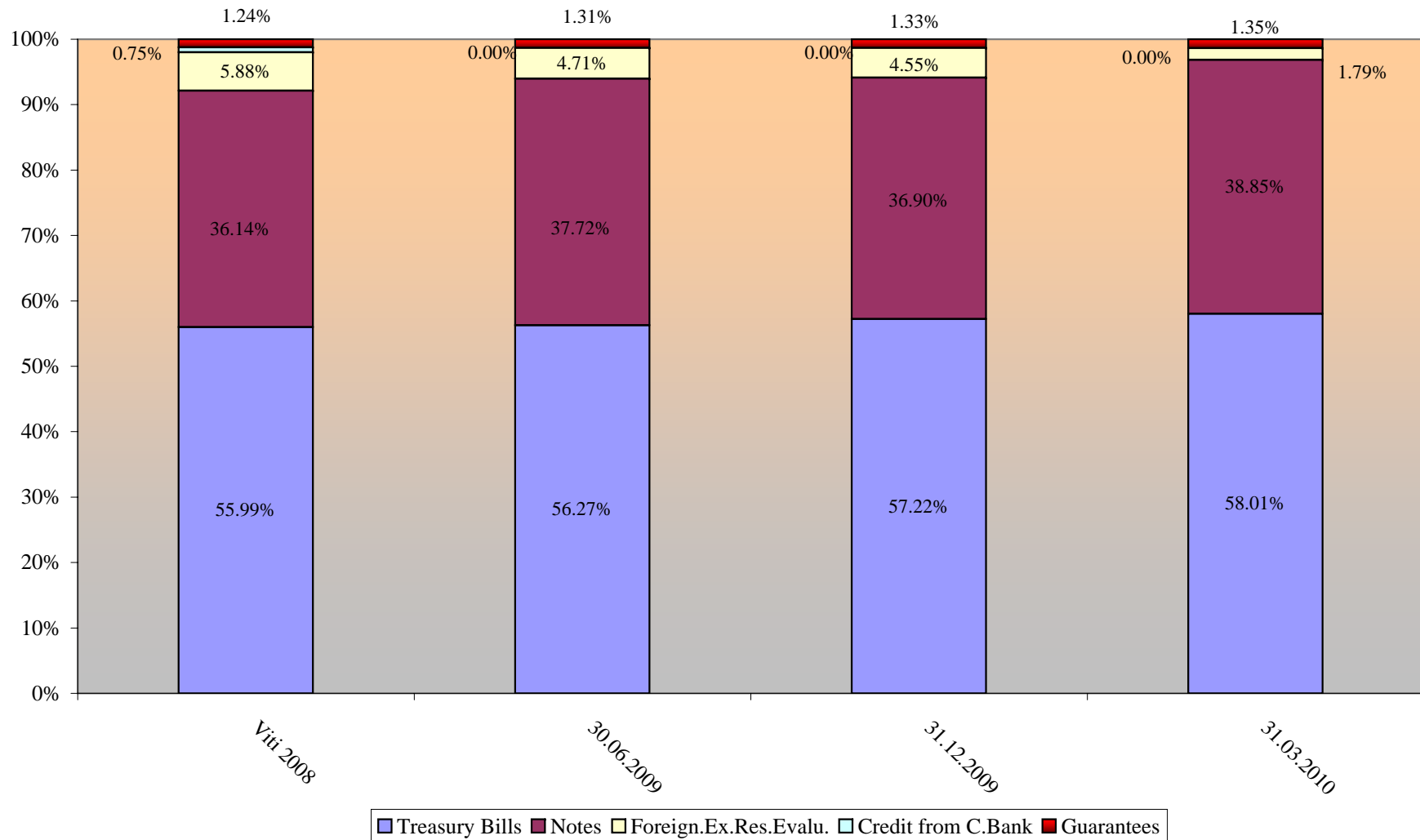
	31.12.2007		31.12.2008		31.12.2009		31.03.2010		
	Purchase value	%	Purchase value	%	Purchase value	%	Purchase value	%	
<b>Stoku I Borxhit Gjithsej</b>	<b>369,536</b>		<b>400,456</b>		<b>415,028</b>		<b>412,035</b>		<b>Total Debt Stock</b>
<b>I.Borxhi Shteteror</b>	<b>369,536</b>	<b>100.00</b>	<b>395,504</b>	<b>98.76</b>	<b>409,501</b>	<b>98.67</b>	<b>406,467</b>	<b>98.65</b>	<b>I.Public Debt</b>
<b>1.Instrumenta afatshkurter</b>	<b>232,211</b>	<b>62.84</b>	<b>224,224</b>	<b>55.99</b>	<b>237,469</b>	<b>57.22</b>	<b>239,025</b>	<b>58.01</b>	<b>I.Short term Instruments</b>
Bono 3/M	30,695	8.31	25,774	6.44	22,870.00	5.51	21,592.00	5.24	3 Month Bills
Bono 6/M	57,911	15.67	54,631	13.64	47,647.00	11.48	47,670.00	11.57	6 Month Bills
Bono 9/M									
Bono 12/M	143,605	38.86	143,819	35.91	166,952.00	40.23	169,763.00	41.20	1 Year Bills
<b>2.Instrumenta afatgjate</b>	<b>121,820</b>	<b>32.97</b>	<b>144,740</b>	<b>36.14</b>	<b>153,162</b>	<b>36.90</b>	<b>160,072</b>	<b>38.85</b>	<b>II. Long term Instruments</b>
Oblig.2/Vj	66,460	17.98	65,730	16.41	65,247.00	15.72	68,157.00	16.54	2 Year Note
Oblig.3/Vj	25,250	6.83	21,100	5.27	15,600.00	3.76	15,600.00	3.79	3 Year Note
Oblig.5/Vj	24,110	6.52	45,910	11.46	60,315.00	14.53	64,315.00	15.61	5 Year Note
Oblig.7/Vj	6,000	1.62	12,000	3.00	12,000.00	2.89	12,000.00	2.91	7 Year Note
<b>3. Kredi Direkte</b>	<b>0</b>	<b>0.00</b>	<b>3,000</b>	<b>0.75</b>		<b>0.00</b>		<b>0.00</b>	<b>Central Bank Credits</b>
<b>4.Rivleresimi Valutes</b>	<b>15,505</b>	<b>4.20</b>	<b>23,540</b>	<b>5.88</b>	<b>18,870.00</b>	<b>4.55</b>	<b>7,370.00</b>	<b>1.79</b>	<b>Forgn.Ex.Res.Evalu.</b>
<b>II.Borxhi i Garantuar</b>	<b>0</b>	<b>0.00</b>	<b>4,952</b>	<b>1.24</b>	<b>5,527</b>	<b>1.33</b>	<b>5,568</b>	<b>1.35</b>	<b>II.Publicly Guaranteed Debt</b>
<b>1. Garanci Treg.Brend.</b>	<b>0</b>	<b>0.00</b>	<b>4,952</b>	<b>1.24</b>	<b>5,527</b>	<b>1.33</b>	<b>5,568</b>	<b>1.35</b>	<b>Domestic Guarantees</b>

**Financimi i Deficitit Buxhetor 3/Mujori I-re 2010**  
**Budget Deficit Financing for Q1 2010**

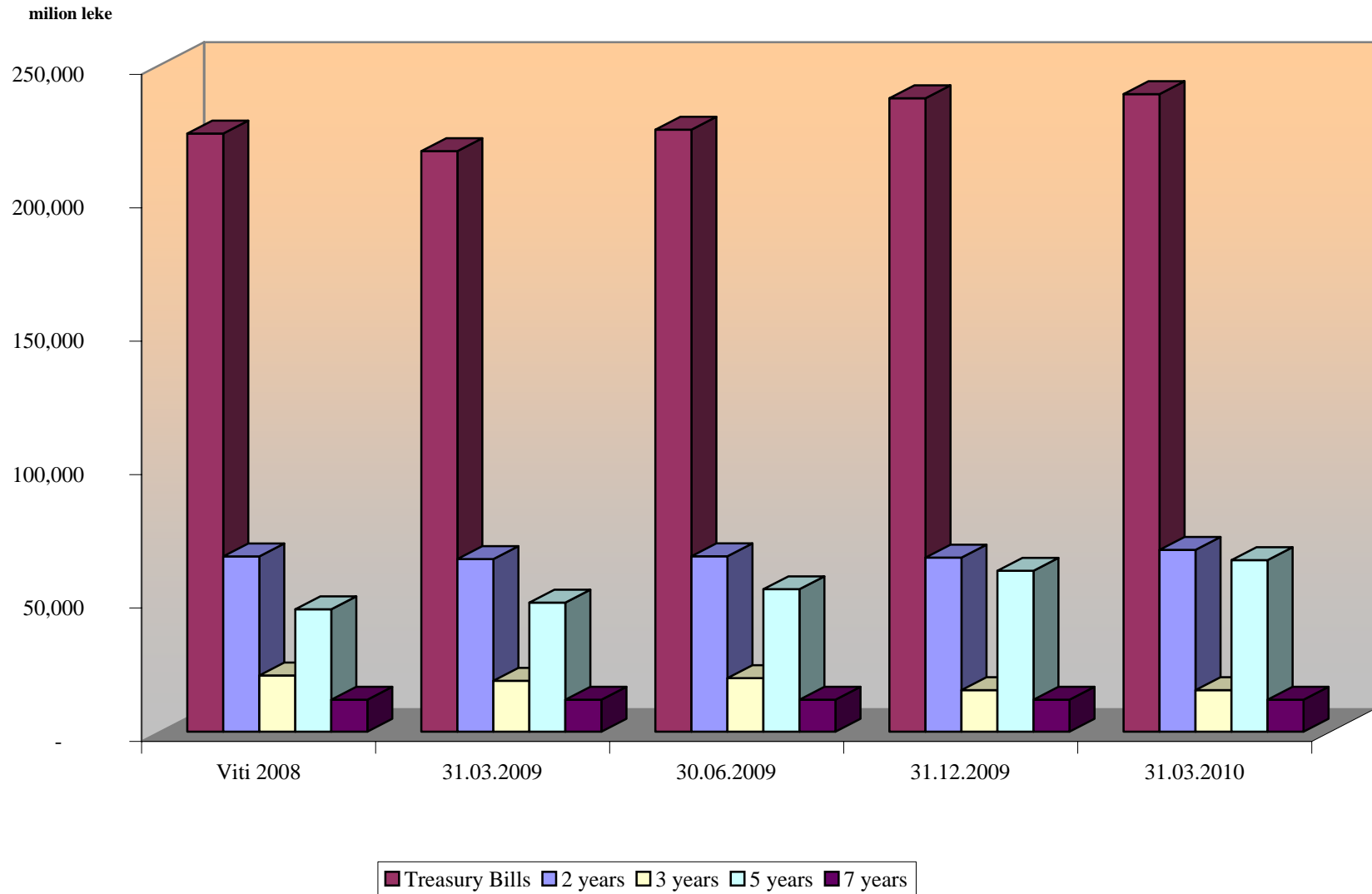
mije ALL

<b>Periudha</b>	<b>3/M I-re 2010</b>	
<b>Financimi i Deficitit</b>	<b>8,464,915.90</b>	Deficit financing
Nga i cili:		of which :
<b>Instrumenta Afatshkurter</b>	<b>1,554,915.90</b>	Short term instruments
- Bono Thesari Leke	1,554,915.90	Tbills
Kredi Direkte	0.00	Credit from BOA
<b>Instrumenta Afatgjate</b>	<b>6,910,000.00</b>	Long term instruments
- Oblig.e qeverise 2 vjecare	2,910,000.00	2 y bonds
- Oblig.e qeverise 3 vjecare	0.00	3 y bonds
- Oblig.e qeverise 5 vjecare	4,000,000.00	5 y bonds
- Oblig.e qeverise 7 vjecare	0.00	7 y bonds

**Stoku i Borxhit te Brendshem sipas instrumentave**  
**Domestic Debt Stock by Instruments**

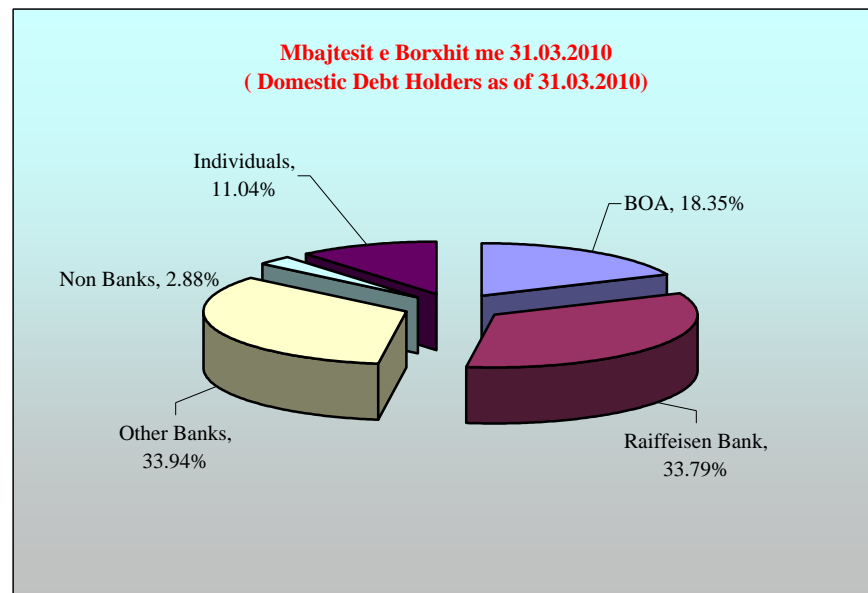
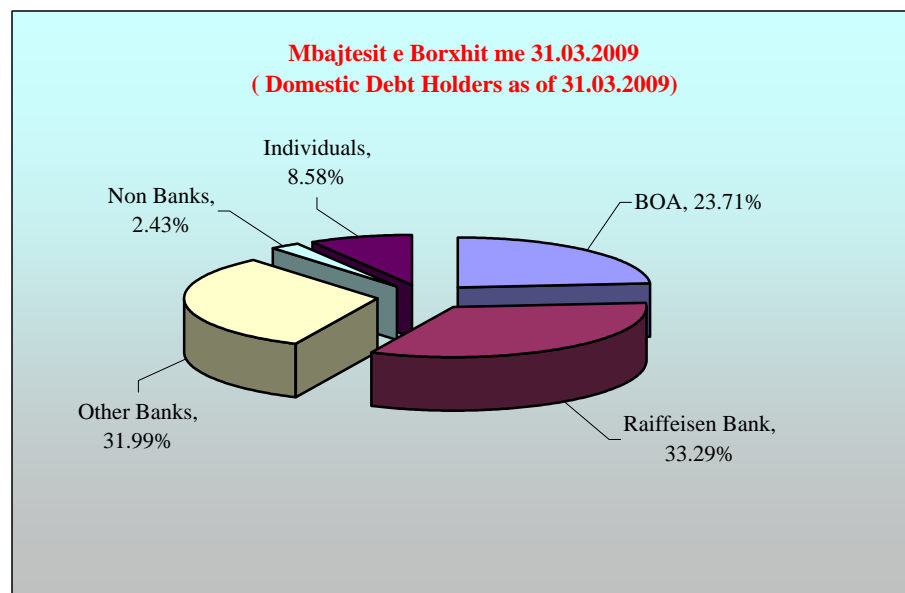


## Evolution of Government Securities



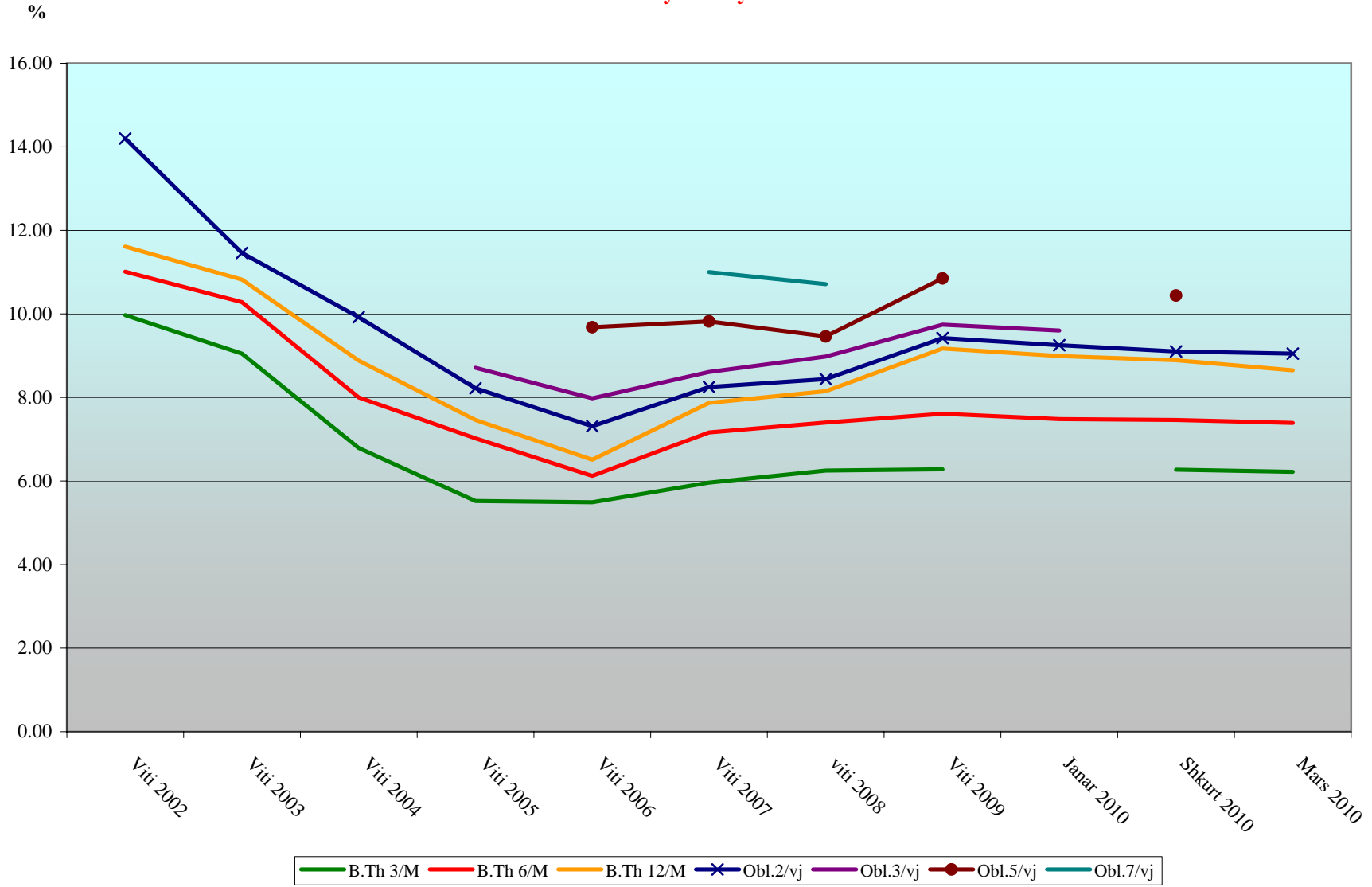
**Mbajtesit e Borxhit te Brendshem \* ne Çmim Blerje**  
**Domestic Debt Holders \* in Purchase Value**

	31.12.2008	31.03.2009	30.06.2009	30.09.2009	31.12.2009	31.03.2010	
<b>BOA</b>	17.75%	23.71%	19.35%	18.34%	17.66%	18.35%	<b>BOA</b>
<b>Raiffeisen Bank</b>	36.88%	33.29%	34.06%	35.31%	34.57%	33.79%	<b>Banka Raiffeisen</b>
<b>Other Banks</b>	34.58%	31.99%	34.46%	33.35%	34.33%	33.94%	<b>Bankat e tjera</b>
<b>Non Banks</b>	2.46%	2.43%	2.60%	2.71%	2.68%	2.88%	<b>Jo Banka</b>
<b>Individuals</b>	8.33%	8.58%	9.53%	10.29%	10.76%	11.04%	<b>Individet</b>

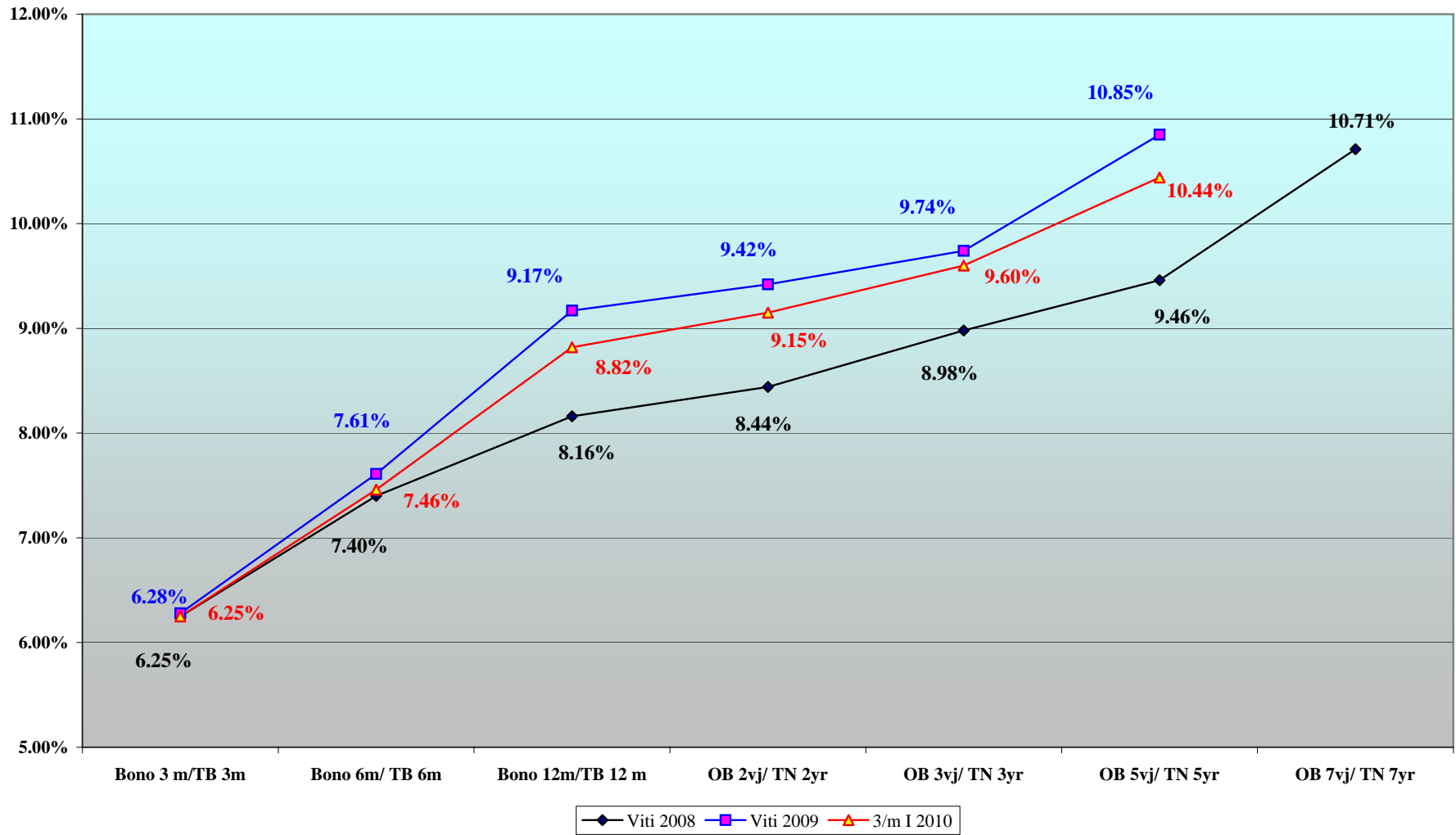


**\*) Nuk perfshihen Rivleresimi i valutes dhe Garancite.**  
**Foreing exchange reserves reevaluation and Guarantees are not included**

**Interesat e Letrave me vlere ne vite sipas Instrumentave**  
**Yield Curve in years by Instruments**



**Kurba e Yield-it te Letrave me Vlere**  
**Yield Curve Of Albanian Securities**

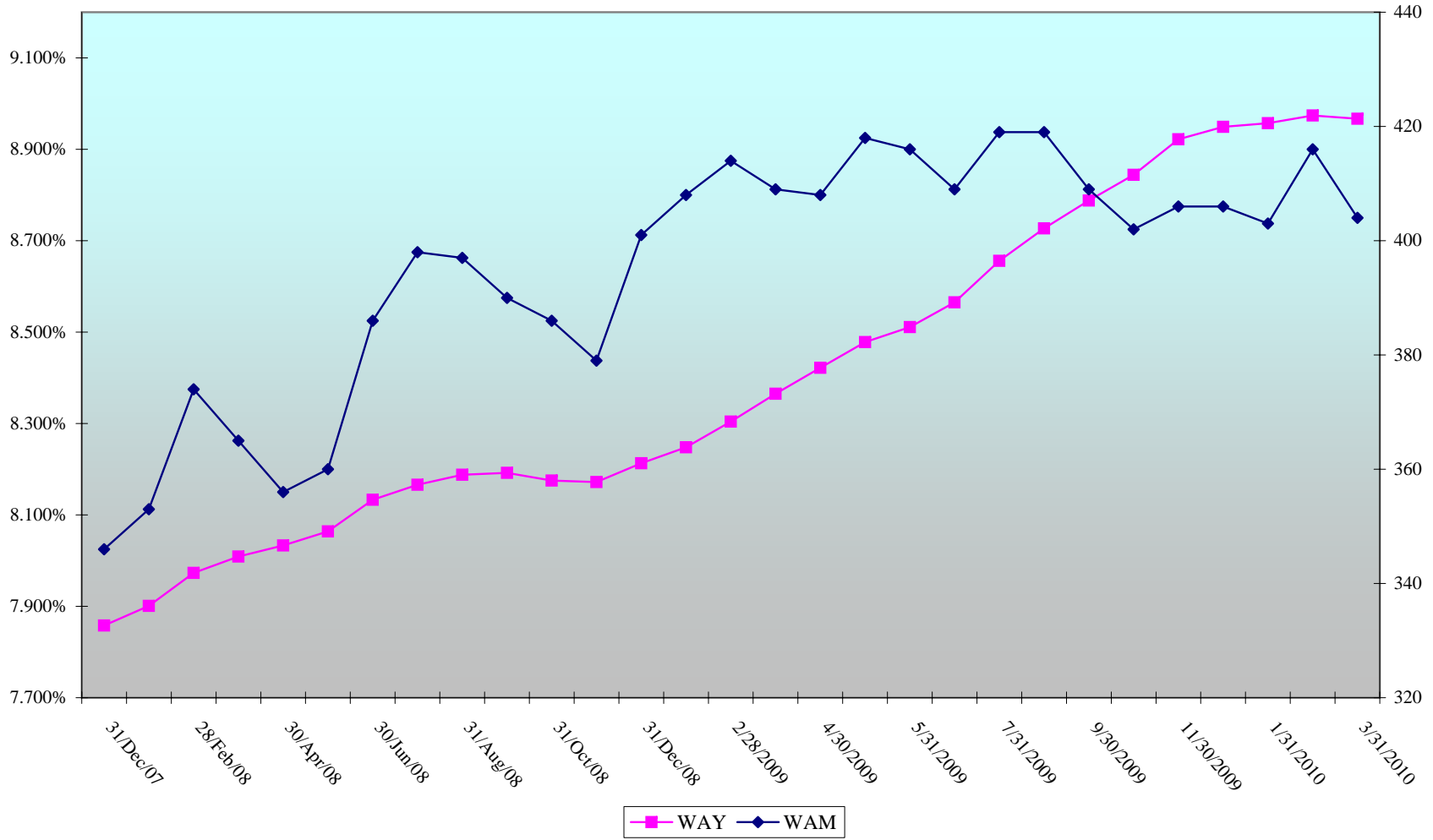




**Letrat me vlere te Qeverise**  
**Yield Mesatar & Dite Mesatare ne maturim**  
**Albanian Government Securities**  
**Weighted Average Yield & Weighted Average Maturity**

**Yield**

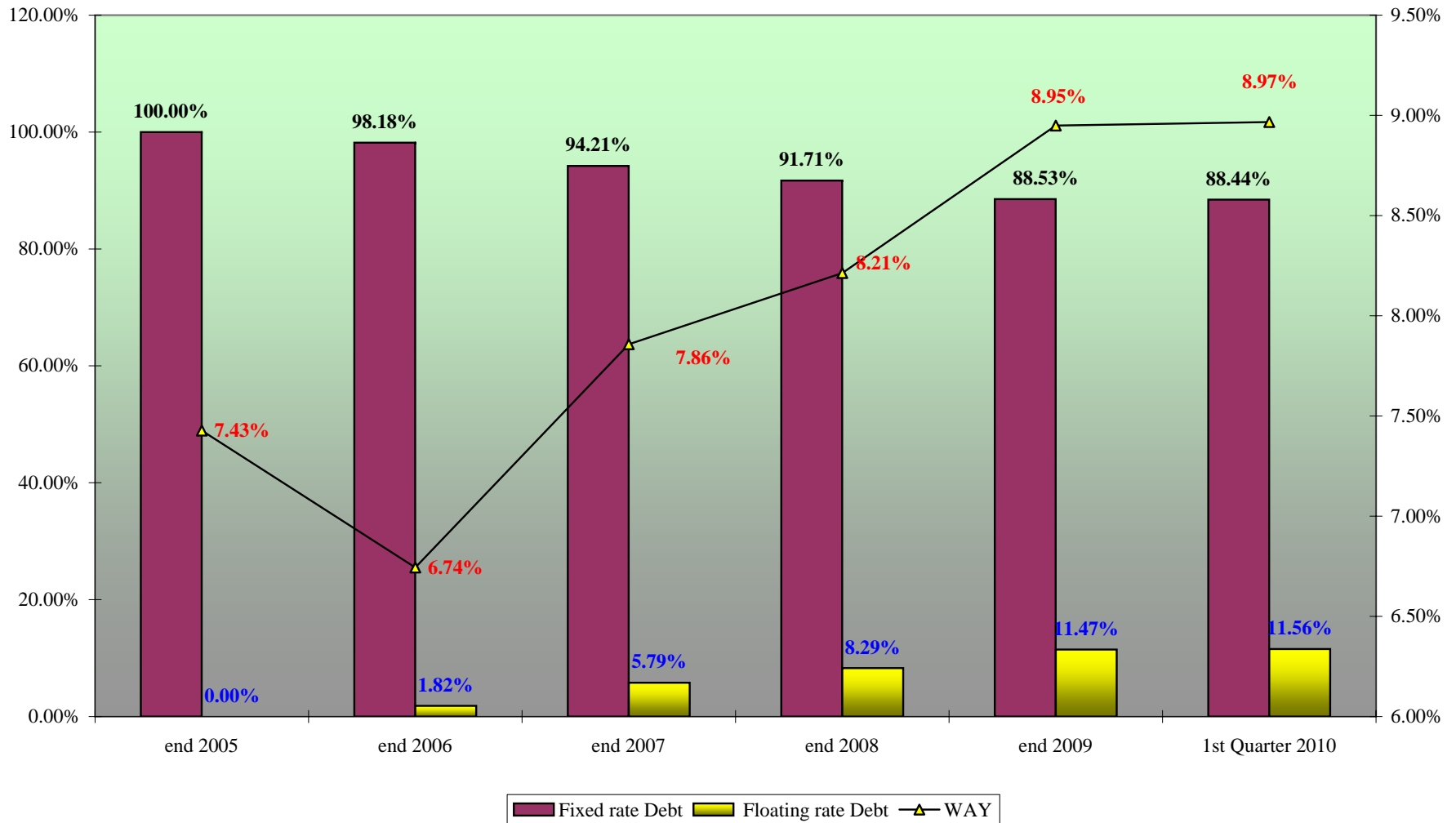
**Days**



**Dite Mesatare ne Maturim & Yield-i Mesatar i Ponderuar**  
**Weighted Average Maturity & Weighted Average Yield**

	<b>Average Maturity</b>	<b>Average Yield</b>	<b>Averg. Mat Pa BOA</b>	<b>Averg Yield Pa BOA</b>
<b>31.12.2005</b>	<b>195</b>	<b>7.427</b>	<b>223</b>	<b>7.589</b>
<b>31.12.2006</b>	<b>242</b>	<b>6.744</b>	<b>284</b>	<b>6.807</b>
<b>31.12.2007</b>	<b>346</b>	<b>7.858</b>	<b>409</b>	<b>8.070</b>
<b>31.12.2008</b>	<b>401</b>	<b>8.213</b>	<b>470</b>	<b>8.461</b>
31.01.2009	408	8.248	475	8.507
29.02.2009	414	8.304	485	8.572
31.03.2009	409	8.365	485	8.647
30.04.2009	408	8.422	482	8.702
31.05.2009	416	8.511	492	8.791
30.06.2009	409	8.565	486	8.844
31.07.2009	419	8.656	494	8.950
31.08.2009	419	8.727	492	9.000
30.09.2009	409	8.788	481	9.068
31.10.2009	402	8.844	471	9.129
30.11.2009	406	8.922	475	9.207
<b>31.12.2009</b>	<b>406</b>	<b>8.949</b>	<b>471</b>	<b>9.236</b>
31.01.2010	403	8.957	465	9.255
28.02.2010	416	8.974	484	9.289
31.03.2010	404	8.967	472	9.286

**Ecuria e Struktures se Borxhit te Brendshem & Yield-I Mesatar i Ponderuar**  
**Evolution of Domestic Debt Structure and Weighted Average Yield**



**BORXHI I JASHEM SHTETEROR I SHQIPERISE  
TE DHENA PERMBLEDHESE**

**LONG-TERM EXTERNAL DEBT\* OF ALBANIA  
SUMMARIZED DATA**

Klasifikimi	(EUR'000)						Classification
	Deri ne 31.12.2006 Up to 31.12.2006	2007	2008	2009	Q1-2010	GJITHSEJ TOTAL	
<b>I. TE DHENA KUMULATIVE</b>							<b>I. CUMULATIVE DATA (STOCK)</b>
Borxhi Neto	1,176,688.67	1,210,366.79	1,577,887.79	1,938,017.25	2,019,286.64	2,019,286.64	Debt Outstanding Disbursed (DOD)
Terheqjet	1,547,946.53	1,672,881.44	2,052,075.67	2,447,637.65	2,495,122.19	2,495,122.19	Drawings
Pagesat e Borxhit	394,722.25	458,267.41	534,089.46	641,003.21	652,745.48	652,745.48	Debt Service
-Principal	201,222.92	241,889.95	287,486.20	344,576.11	351,263.96	351,263.96	-Principal
-Interes	193,499.33	216,377.46	246,603.26	296,427.10	301,481.52	301,481.52	-Interest
Borxhi i nenshkruar i paterhequr	439,263.34	667,173.02	783,754.00	715,066.76	680,845.70	680,845.70	Committed Undisbursed Balance (CUB)
<b>II. TE DHENA VJETORE</b>							<b>II. ANNUAL DATA (FLOWS)</b>
Terheqjet	1,547,946.53	124,934.91	379,194.23	395,561.98	47,484.54	2,495,122.19	Drawings
Pagesat e Borxhit	394,722.25	63,545.16	75,822.05	106,913.75	11,742.27	652,745.48	Debt Service
-Principal	201,222.92	40,667.03	45,596.25	57,089.91	6,687.85	351,263.96	-Principal
-Interes	193,499.33	22,878.13	30,225.80	49,823.84	5,054.42	301,481.52	-Interest

\*) Përfshin borxhin shteteror dhe shteteror te garantuar (Tabela I.1 + Tabela I.2)

\*\*) Përfshihen te dhenat per periudhen 1991-2006

\*\*\*) Deri me 31.03.2010, te dhena paraprake

Ne kete Tabele nuk përfshihet kredia e FMN-se

\*) Includes Central Government and Central Government Guaranteed debt (Table I.1 + Table I.2)

\*\*) Cumulative data (1991-2006)

\*\*\*) As of March 31, 2010, preliminary data

IMF credit is not included

**BORXHI I JASHEM I QEVERISE QENDRORE  
TE DHENA PERMBLEDHESE**

**CENTRAL GOVERNMENT EXTERNAL DEBT  
SUMMARIZED DATA**

(EUR'000)

Klasifikimi	Deri ne 31.12.2006 Up to 31.12.2006	2007	2008	2009	Q1-2010	GJITHSEJ TOTAL	Classification
<b>I. TE DHENA KUMULATIVE</b>							<b>I. CUMULATIVE DATA (STOCK)</b>
<b>Borxhi Neto</b>	969,286.45	985,263.85	1,322,576.71	1,646,188.06	1,722,693.73	1,722,693.73	<b>Debt Outstanding Disbursed (DOD)</b>
<b>Terheqjet</b>	1,300,767.72	1,391,221.16	1,735,011.25	2,078,475.32	2,123,101.09	2,123,101.09	<b>Drawings</b>
<b>Pagesat e Borxhit</b>	336,341.10	384,851.56	441,954.91	525,994.41	536,108.63	536,108.63	<b>Debt Service</b>
-Principal	168,559.23	200,556.15	234,717.29	276,766.11	282,868.88	282,868.88	-Principal
-Interes	167,781.87	184,295.41	207,237.62	249,228.30	253,239.75	253,239.75	-Interest
<b>Borxhi i nenshkruar i paterhequr</b>	286,367.28	533,207.86	671,224.72	654,635.40	623,273.11	623,273.11	<b>Committed Undisbursed Balance (CUB)</b>
<b>II. TE DHENA VJETORE</b>							<b>II. ANNUAL DATA (FLOWS)</b>
<b>Terheqjet</b>	1,300,767.72	90,453.44	343,790.09	343,464.07	44,625.76	2,123,101.09	<b>Drawings</b>
<b>Pagesat e Borxhit</b>	336,341.10	48,510.46	57,103.35	84,039.50	10,114.22	536,108.63	<b>Debt Service</b>
-Principal	168,559.23	31,996.92	34,161.14	42,048.82	6,102.77	282,868.88	-Principal
-Interes	167,781.87	16,513.54	22,942.21	41,990.68	4,011.45	253,239.75	-Interest

\*\*\*) Perfshihen te dhenat per periudhen 1991-2006

\*\*\*) Deri me 31.03.2010, te dhena paraprake

Ne kete tabele nuk perfshihet kredia e FMN-se

\*\*\*) Cumulative data (1991-2006)

\*\*\*) As of March 31, 2010, preliminary data

IMF credit is not included

**BORXHI I JASHEM I GARANTUAR I SHQIPERISE  
TE DHENA PERMBLEDHESE**

**CENTRAL GOVERNMENT GUARANTEED DEBT  
SUMMARIZED DATA**

(EUR'000)

Klasifikimi	Deri ne 31.12.2006 Up to 31.12.2006	2007	2008	2009	Q1-2010	GJITHSEJ TOTAL	Classification
<b>I. TE DHENA KUMULATIVE</b>							<b>I. CUMULATIVE DATA (STOCK)</b>
<b>Borxhi Neto</b>	207,402.22	225,102.94	255,311.08	291,829.19	296,592.91	296,592.91	<b>Debt Outstanding Disbursed (DOD)</b>
<b>Terheqjet</b>	247,178.81	281,660.28	317,064.42	369,162.33	372,021.11	372,021.11	<b>Drawings</b>
<b>Pagesat e Borxhit</b>	58,381.15	73,415.85	92,134.55	115,008.80	116,636.86	116,636.86	<b>Debt Service</b>
-Principal	32,663.69	41,333.80	52,768.91	67,810.00	68,395.08	68,395.08	-Principal
-Interes	25,717.46	32,082.05	39,365.64	47,198.80	48,241.77	48,241.77	-Interest
<b>Borxhi i nenshkruar i paterhequr</b>	152,896.06	133,965.16	112,529.28	60,431.36	57,572.59	57,572.59	<b>Committed Undisbursed Balance (CUB)</b>
<b>II. TE DHENA VJETORE</b>							<b>II. ANNUAL DATA (FLOWS)</b>
<b>Terheqjet</b>	247,178.81	34,481.47	35,404.14	52,097.91	2,858.78	372,021.11	<b>Drawings</b>
<b>Pagesat e Borxhit</b>	58,381.15	15,034.70	18,718.70	22,874.25	1,628.06	116,636.86	<b>Debt Service</b>
-Principal	32,663.69	8,670.11	11,435.11	15,041.09	585.08	68,395.08	-Principal
-Interes	25,717.46	6,364.59	7,283.59	7,833.16	1,042.97	48,241.77	-Interest

\*) Përfshihen të dhënat për periudhën 1991-2006

\*\*\*) Deri më 31.03.2010, të dhëna paraprake

\*) Cumulative data (1991-2006)

\*\*\*) As of March 31, 2010, preliminary data

**BORXHI I JASHEM\* AFATGJATE I SHQIPERISE  
TERHEQJET NE VITE NGA KREDITE E HUAJA SIPAS KREDITOREVE**

**LONG-TERM EXTERNAL PUBLIC DEBT\*  
DRAWINGS BY YEARS AND BY CREDITORS**

Sipas kreditoreve	Deri ne 31.12.2006 Up to 31.12.2006	2007	2008	2009	(EUR'000)		By Creditors
					Q1 -2010	TOTALI	
-Shumepalesh (I)	910,947.67	98,980.05	112,971.36	136,795.26	39,065.64	1,298,759.98	-Multilateral (I)
CEB	9,975.04	8,400.00	15,409.21	21,828.00	14,000.00	69,612.25	CEB
IBRD	-	3,850.00	8,084.61	4,940.70	142.08	17,017.39	IBRD
EC	9,000.00	-	-	-	-	9,000.00	EC
EBRD	81,107.00	14,509.37	24,927.69	32,240.92	3,577.48	156,362.46	EBRD
EIB	99,374.23	30,949.19	31,763.99	28,188.60	10,543.76	200,819.77	EIB
IDA	625,053.85	35,019.72	18,529.78	25,020.55	4,534.56	708,158.46	IDA
IDB	34,065.34	4,941.73	9,447.71	14,803.54	2,491.87	65,750.19	IDB
IFAD	29,729.96	731.69	1,508.25	1,410.62	840.36	34,220.88	IFAD
OPEC	22,642.25	578.35	3,300.12	8,362.33	2,935.53	37,818.58	OPEC
-Dypalesh (II)	545,513.24	25,954.86	36,222.87	66,166.72	8,418.90	682,276.59	-Bilateral (II)
AUSTRIA	4,505.72	-	-	5,026.62	140.83	9,673.17	AUSTRIA
BULLGARI	75.87	-	-	-	-	75.87	BULGARIA
CEKI	8,492.02	-	-	-	-	8,492.02	CZECH REP.
GREQI	49,345.60	-	-	-	-	49,345.60	GREECE
GJERMANI	112,219.57	13,527.34	10,742.53	24,668.84	3,748.56	164,906.84	GERMANY
HUNGARI	11,922.10	-	-	-	-	11,922.10	HUNGARY
ITALI	134,787.21	6,787.55	17,103.56	23,089.75	2,255.31	184,023.38	ITALY
JAPONI	52,712.70	-	-	-	1,191.33	53,904.03	JAPAN
JUGOSLLAVI	45.29	-	-	-	-	45.29	YUGOSLAVIA
MAQEDONI	975.62	-	-	-	-	975.62	MACEDONIA
TURQI	26,863.37	-	-	-	-	26,863.37	TURKEY
KUVAIT	37,491.47	1,642.41	3,036.11	2,456.30	304.37	44,930.66	KUWAIT
KINE	41,093.78	-	-	-	-	41,093.78	CHINA
KOREA	18,798.86	3,047.67	205.55	-	-	22,052.08	SOUTH KOREA
POLONI	918.69	-	-	-	-	918.69	POLAND
RUMANI	4,501.61	-	-	-	-	4,501.61	ROMANIA
SPANJE	-	949.89	735.51	5,024.89	-	6,710.29	SPAIN
SLOVAKI	4,296.48	-	-	-	-	4,296.48	SLOVAKIA
SUEDI	3,138.72	-	-	-	-	3,138.72	SWEDEN
NORVEGJI	28,856.59	-	-	-	-	28,856.59	NORWAY
HOLLANDE	-	-	4,399.61	5,900.32	778.51	11,078.44	NETHERLANDS
ZVICRA	4,471.97	-	-	-	-	4,471.97	SWITZERLAND
Kreditore Private (III)	-	-	230,000.00	192,600.00	-	422,600.00	Private Creditors (III)
Kreditore Private	-	-	230,000.00	192,600.00	-	422,600.00	Private Creditors
-Klubi i Parisit (IV)	91,485.62	-	-	-	-	91,485.62	-Paris Club (IV)
AUSTRI	8,852.10	-	-	-	-	8,852.10	AUSTRIA
ANGLI	22.22	-	-	-	-	22.22	UNITED KINGDOM
DANIMARKE	115.19	-	-	-	-	115.19	DENMARK
FRANCE	21,849.28	-	-	-	-	21,849.28	FRANCE
GJERMANI	13,138.90	-	-	-	-	13,138.90	GERMANY
HOLLANDE	1,178.12	-	-	-	-	1,178.12	NETHERLANDS
ITALI	7,570.21	-	-	-	-	7,570.21	ITALY
JAPONI	244.32	-	-	-	-	244.32	JAPAN
RUSI	38,515.28	-	-	-	-	38,515.28	RUSSIA
<b>GJITHSEJ (I+II+III+IV)</b>	<b>1,547,946.53</b>	<b>124,934.91</b>	<b>379,194.23</b>	<b>395,561.98</b>	<b>47,484.54</b>	<b>2,495,122.19</b>	<b>TOTAL (I+II+III+IV)</b>

\*) Përfshin borxhin shtetëror dhe shtetëror të garantuar (Tabela II.1 + Tabela II.2)

Ne kete tabelë nuk përfshihet kredia e FMN-se

\*\*) Deri me 31.03.2010, të dhëna paraprake

\*) Includes Central Government and Central Government Guaranteed debt

IMF credit is not included

\*\*) As of March 31, 2010, preliminary data

**BORXHI I JASHTEM I QEVERISE QENDRORE  
TERHEQJET NE VITE NGA KREDITE E HUAJA SIPAS KREDITOREVE**

**CENTRAL GOVERNMENT EXTERNAL DEBT  
DRAWINGS BY YEARS AND BY CREDITORS**

(EURO'000)							
Sipas kreditoreve	Deri ne 31.12.2006 Up to 31.12.2006	2007	2008	2009	Q1- 2010	TOTALI	By Creditors
<b>-Shumepalesh (I)</b>	817,175.33	72,611.01	83,582.11	103,690.32	36,934.66	1,113,993.43	<b>-Multilateral (I)</b>
CEB	9,975.04	8,400.00	15,409.21	21,828.00	14,000.00	69,612.25	CEB
IBRD	-	3,850.00	8,084.61	4,940.70	142.08	17,017.39	IBRD
EC	9,000.00	-	-	-	-	9,000.00	EC
EBRD	16,986.68	7,140.33	10,538.44	10,135.98	1,446.49	46,247.92	EBRD
EIB	69,722.21	11,949.19	16,763.99	17,188.60	10,543.76	126,167.75	EIB
IDA	625,053.85	35,019.72	18,529.78	25,020.55	4,534.56	708,158.46	IDA
IDB	34,065.34	4,941.73	9,447.71	14,803.54	2,491.87	65,750.19	IDB
IFAD	29,729.96	731.69	1,508.25	1,410.62	840.36	34,220.88	IFAD
OPEC	22,642.25	578.35	3,300.12	8,362.33	2,935.53	37,818.58	OPEC
<b>-Dypalesh (II)</b>	392,152.91	17,842.43	30,207.98	47,173.75	7,691.11	495,068.18	<b>-Bilateral (II)</b>
AUSTRIA	4,505.72	-	-	5,026.62	140.83	9,673.17	AUSTRIA
BULLGARI	75.87	-	-	-	-	75.87	BULGARIA
CEKI	8,492.02	-	-	-	-	8,492.02	CZECH REP.
GREQI	40,541.49	-	-	-	-	40,541.49	GREECE
GJERMANI	69,199.77	9,427.23	6,083.30	5,675.87	3,077.65	93,463.82	GERMANY
HUNGARI	11,922.10	-	-	-	-	11,922.10	HUNGARY
ITALI	88,611.28	5,822.90	15,953.45	23,089.75	2,198.43	135,675.81	ITALY
JAPONI	16,151.07	-	-	-	1,191.33	17,342.40	JAPAN
JUGOSLLAVI	45.29	-	-	-	-	45.29	YUGOSLAVIA
MAQEDONI	975.62	-	-	-	-	975.62	MACEDONIA
TURQI	26,863.37	-	-	-	-	26,863.37	TURKEY
KUVAIT	37,491.47	1,642.41	3,036.11	2,456.30	304.37	44,930.66	KUWAIT
KINE	41,093.78	-	-	-	-	41,093.78	CHINA
POLONI	918.69	-	-	-	-	918.69	POLAND
RUMANI	4,501.61	-	-	-	-	4,501.61	ROMANIA
SPANJE	-	949.89	735.51	5,024.89	-	6,710.29	SPAIN
SLOVAKI	4,296.48	-	-	-	-	4,296.48	SLOVAKIA
SUEDI	3,138.72	-	-	-	-	3,138.72	SWEDEN
NORVEGJI	28,856.59	-	-	-	-	28,856.59	NORWAY
HOLLANDE	-	-	4,399.61	5,900.32	778.51	11,078.44	NETHERLANDS
ZVICRA	4,471.97	-	-	-	-	4,471.97	SWITZERLAND
Kreditor Privat (III)	-	-	230,000.00	192,600.00	-	422,600.00	Private Creditors (III)
Kreditor Privat	-	-	230,000.00	192,600.00	-	422,600.00	Private Creditors
<b>-Klubi i Parisit (IV)</b>	91,439.48	-	-	-	-	91,439.48	<b>-Paris Club (IV)</b>
AUSTRI	8,852.10	-	-	-	-	8,852.10	AUSTRIA
ANGLI	22.22	-	-	-	-	22.22	UNITED KINGDOM
DANIMARKE	115.19	-	-	-	-	115.19	DENMARK
FRANCE	21,849.28	-	-	-	-	21,849.28	FRANCE
GJERMANI	13,138.90	-	-	-	-	13,138.90	GERMANY
HOLLANDE	1,178.12	-	-	-	-	1,178.12	NETHERLANDS
ITALI	7,570.21	-	-	-	-	7,570.21	ITALY
JAPONI	198.18	-	-	-	-	198.18	JAPAN
RUSI	38,515.28	-	-	-	-	38,515.28	RUSSIA
<b>GJITHSEJ (I+II+III+IV)</b>	<b>1,300,767.72</b>	<b>90,453.44</b>	<b>343,790.09</b>	<b>343,464.07</b>	<b>44,625.76</b>	<b>2,123,101.08</b>	<b>TOTAL (I+II+III+IV)</b>

Ne kete tabelë nuk përfshihen kredita e FMN-se  
\*\*) Deri me 31.03.2010, të dhëna paraprake

IMF credit is not included  
\*\*) As of March 31, 2010, preliminary data



**BORXHI I JASHEM I GARANTUAR I SHQIPERISE  
TERHEQJET NE VITE NGA KREDITE E HUAJA SIPAS KREDITOREVE**

**CENTRAL GOVERNMENT GUARANTEED DEBT  
DRAWINGS BY YEARS AND BY CREDITORS**

**(EUR'000)**

Sipas kreditoreve	Deri ne 31.12.2006 Up to 31.12.2006	2007	2008	2009	Q1 -2010	GJITHSEJ TOTAL	By Creditors
-Shumepalesh (I)	93,772.34	26,369.04	29,389.25	33,104.94	2,130.99	184,766.56	-Multilateral (I)
EBRD	64,120.32	7,369.04	14,389.25	22,104.94	2,130.99	110,114.54	EBRD
EIB	29,652.02	19,000.00	15,000.00	11,000.00		74,652.02	EIB
-Dypalesh (II)	153,360.33	8,112.43	6,014.89	18,992.97	727.79	187,208.41	-Bilateral (II)
GJERMANI	43,019.80	4,100.11	4,659.23	18,992.97	670.91	71,443.02	GERMANY
GREQI	8,804.11	-	-			8,804.11	GREECE
ITALI	46,175.93	964.65	1,150.11		56.88	48,347.57	ITALY
JAPONI	36,561.63	-	-			36,561.63	JAPAN
KOREA	18,798.86	3,047.67	205.55			22,052.08	SOUTH KOREA
-Klubi Parisit (III)	46.14					46.14	-Paris Club (III)
JAPONI	46.14	-	-			46.14	JAPAN
<b>GJITHSEJ (I+II+III)</b>	<b>247,178.81</b>	<b>34,481.47</b>	<b>35,404.14</b>	<b>52,097.91</b>	<b>2,858.78</b>	<b>372,021.11</b>	<b>TOTAL (I+II+III)</b>

\*) Deri me 31.03.2010, te dhena paraprake

\*) As of March 31, 2010, preliminary data

**BORXHI I JASHEM\* AFATGJATE I SHQIPERISE  
TERHEQJET NE VITE SIPAS SEKTOREVE EKONOMIKE**

**LONG-TERM EXTERNAL DEBT\* OF ALBANIA  
DRAWINGS BY ECONOMIC SECTORS**

(EUR'000)							
Sipas sektoreve ekonomike	Deri ne 31.12.2006 Up to 31.12.2006	2007	2008	2009	Q1- 2010	GJITHSEJ TOTAL	By Economic Sectors
ADMINISTRATA SHETETERORE	31,162.53	1,721.83	(2.29)	-	-	32,882.07	Public Administration
ARESIMI	26,595.41	9,720.18	9,720.00	4,128.31	2,653.76	52,817.66	Education
BILANCI I PAGESAVE	18,350.79	-	-	-	-	18,350.79	Balance of Payment
BUJQESI, UJITJE	114,761.59	8,539.93	10,032.29	6,279.13	923.78	140,536.72	Agriculture-Irrigation
ENERGJETIKE	262,035.20	38,727.96	44,800.72	85,758.43	8,298.09	439,620.40	Energy
IMPORT MALLRASH DHE PAJISJESH	54,735.77	-	-	-	-	54,735.77	Import of Goods and Services
INDUSTRI E LEHTE	2,556.46	-	-	-	-	2,556.46	Light Industry
INFRASTRUKTURE URBANE DHE RURALE	45,517.08	3,246.07	7,213.27	4,777.36	44.78	60,798.56	Urban and Rural Infrastructure
KLUBI I PARISIT DHE RISKEDULIME TE TJERA	206,313.72	-	-	-	-	206,313.72	Paris Club & Other Rescheduling
MBESHTETJE PER BUXHETIN	234,584.78	7,340.24	-	192,600.00	-	434,525.02	Budgetary Support
MBROJTJA	8,895.42	-	-	-	-	8,895.42	Defence
MBROJTJA E MJEDISIT	1,385.73	1,129.51	260.57	254.67	-	3,030.48	Environmental Protection
PYJE	7,224.11	-	-	-	-	7,224.11	Forestry
SHENDETESI	39,579.82	6,696.88	2,733.76	15,306.24	663.05	64,979.75	Health
SIGURIME SHOQ./TREGU I PUNES	11,480.86	1,718.78	2,825.25	165.73	155.74	16,346.36	Social Safety/Labor Market
STREHIMI	14,066.73	-	2,189.21	5,028.00	-	21,283.94	Housing
TELEKOMUNIKACION	14,692.75	-	-	-	-	14,692.75	Telecommunication
TRANSPORT	236,960.34	29,878.33	278,460.27	61,265.95	28,884.34	635,449.23	Transport
TRANSPORTI AJROR	23,638.12	-	-	-	-	23,638.12	Air Transport
TRANSPORTI HEKURUDHOR	3,098.74	-	-	-	-	3,098.74	Rail Transport
UJESJELLESA/KANALIZIME	90,825.96	14,833.50	13,798.65	17,585.76	4,394.35	141,438.22	Water Supply and Sewerage
ZHVILL. SEK.PRIVAT	41,454.78	650.00	5,132.42	1.81	150.34	47,389.35	Enterprise Sector Development
TE TJERA	26,534.40	-	-	-	-	26,534.40	Other
ZHVILLIMI RURAL	31,495.81	731.69	2,030.10	2,410.62	1,316.32	37,984.54	Rural Development
<b>GJITHSEJ</b>	<b>1,547,946.90</b>	<b>124,934.90</b>	<b>379,194.22</b>	<b>395,562.01</b>	<b>47,484.54</b>	<b>2,495,122.57</b>	<b>TOTAL</b>

\*) Perfshin borxhin shteteror dhe shteteror te garantuar  
Ne kete tabele nuk perfshihet kredia e FMN-se

\*\*) Deri me 31.03.2010, te dhena paraprake

\*) Includes Central Government and Central Government Guaranteed debt  
IMF credit is not included

\*\*) As of March 31, 2010, preliminary data

**BORXHI I JASHEM\* AFATGJATE I SHQIPERISE**  
**BORXHI NETO SIPAS KREDITOREVE**

**LONG-TERM EXTERNAL PUBLIC DEBT\***  
**DEBT OUTSTANDING DISBURSED BY CREDITORS**

(EUR'000)

Sipas kreditoreve	31.12.2007	31.12.2008	31.12.2009	Q1- 2010	By Creditors
<b>-Shumepalesh (I)</b>	<b>810,935.86</b>	<b>919,365.11</b>	<b>1,017,810.29</b>	<b>1,081,302.30</b>	<b>-Multilateral (I)</b>
CEB	17,592.98	33,174.51	54,853.49	69,124.27	CEB
EBRD	61,566.76	77,854.04	97,931.72	101,509.19	EBRD
EC	9,000.00	9,000.00	9,000.00	9,000.00	EC
EIB	106,701.83	134,174.08	155,552.38	165,363.41	EIB
IBRD	3,850.00	11,934.67	16,875.39	17,023.98	IBRD
IDA	549,791.26	577,308.87	587,685.19	613,802.13	IDA
IDB	28,401.90	37,846.45	50,782.36	54,907.25	IDB
IFAD	24,362.51	26,027.40	26,623.69	28,468.64	IFAD
OPEC	9,668.62	12,045.09	18,506.07	22,103.43	OPEC
<b>-Dypalesh (II)</b>	<b>323,505.25</b>	<b>357,769.66</b>	<b>408,668.71</b>	<b>419,204.92</b>	<b>-Bilateral (II)</b>
GJERMANI	107,815.99	116,958.59	139,153.74	142,902.30	GERMANY
GREQI	13,194.74	12,943.47	12,692.19	12,606.22	GREECE
AUSTRI			5,026.62	5,167.45	AUSTRIA
ITALI	117,741.41	129,962.73	147,731.26	148,627.21	ITALY
JAPONI	36,386.64	45,045.92	41,566.81	44,022.09	JAPAN
KINE	1,263.33	1,319.90	1,290.35	-	CHINA
KUVAIT	21,790.77	23,734.21	23,031.92	25,465.42	KUWAIT
NORVEGJI	7,557.76	6,141.48	4,288.58	4,208.49	NORWAY
HOLLANDE		4,399.60	9,984.19	10,271.76	NETHERLANDS
SPANJE	948.85	1,740.07	6,461.02	6,912.94	SPAIN
KOREA	16,805.76	15,523.69	17,442.03	19,021.05	SOUTH KOREA
Kreditore private (III)		230,000.00	422,600.00	422,600.00	Private Creditors (III)
KREDITORE PRIVATE		230,000.00	422,600.00	422,600.00	PRIVATE CREDITORS
<b>-Borxhi i riskeduluar (IV) (A+B)</b>	<b>75,925.68</b>	<b>70,753.02</b>	<b>88,938.25</b>	<b>96,179.43</b>	<b>-Rescheduled Debt (IV) (A+B)</b>
<b>-Klubi i Parisit (A)</b>	<b>27,358.05</b>	<b>27,214.00</b>	<b>25,601.18</b>	<b>27,284.04</b>	<b>-Paris Club (A)</b>
GJERMANI	997.02	332.34	-	-	GERMANY
ITALI	2,752.13	2,661.91	2,493.83	2,560.44	ITALY
RUSI	23,608.90	24,219.75	23,107.35	24,723.60	RUSSIA
<b>-Te tjere (B)</b>	<b>48,567.63</b>	<b>43,539.02</b>	<b>63,337.07</b>	<b>68,895.38</b>	<b>-Others (B)</b>
TURQI	12,635.33	11,648.06	9,869.01	10,559.30	TURKEY
GREQI			27,701.60	29,639.21	GREECE
KINE	17,955.14	16,414.27	13,754.44	16,097.10	CHINA
HUNGARI	5,783.78	5,035.65	3,938.34	4,213.81	HUNGARY
GJERMANI	2,210.45	1,473.63	736.82	736.82	GERMANY
RUMANIA	2,757.61	2,496.95	2,065.51	2,009.08	ROMANIA
SLLOVAKI	2,408.44	2,156.82	1,757.12	1,880.02	SLOVAK REP.
ÇEKI	4,816.88	4,313.64	3,514.23	3,760.04	CZECH REP.
<b>GJITHSEJ (I+II+III+IV)</b>	<b>1,210,366.79</b>	<b>1,577,887.79</b>	<b>1,938,017.25</b>	<b>2,019,286.64</b>	<b>TOTAL (I+II+III+IV)</b>

\*) Perfshin borxhin shtetedor dhe shtetedor te garantuar

Ne kete tabelë nuk perfshihet kredia e FMN-se

\*\*) Deri me 31.03.2010, te dhena paraprake

\*) Includes Central Government and Central Government Guaranteed debt

IMF credit is not included

\*\*) As of March 31, 2010, preliminary data

**BORXHI I JASHEM I QEVERISE QENDRORE  
BORXHI NETO SIPAS KREDITOREVE**

**CENTRAL GOVERNMENT EXTERNAL DEBT  
DEBT OUTSTANDING DISBURSED BY CREDITORS**

(EUR'000)

Sipas kreditoreve	31.12.2007	31.12.2008	31.12.2009	Q1- 2010	By Creditors
-Shumepalesh (I)	725,886.21	812,873.39	889,208.85	950,569.88	-Multilateral (I)
CEB	17,592.98	33,174.51	54,853.49	69,124.27	CEB
EBRD	21,294.89	30,417.88	37,779.00	39,225.49	EBRD
EC	9,000.00	9,000.00	9,000.00	9,000.00	EC
EIB	61,924.05	75,118.52	87,103.66	96,914.69	EIB
IBRD	3,850.00	11,934.67	16,875.39	17,023.98	IBRD
IDA	549,791.26	577,308.87	587,685.19	613,802.13	IDA
IDB	28,401.90	37,846.45	50,782.36	54,907.25	IDB
IFAD	24,362.51	26,027.40	26,623.69	28,468.64	IFAD
OPEC	9,668.62	12,045.09	18,506.07	22,103.43	OPEC
-Dypalesh (II)	183,451.96	208,950.30	245,440.96	253,344.43	-Bilateral (II)
GJERMANI	66,059.46	71,173.46	76,659.19	79,736.84	GERMANY
GREQI	4,390.63	4,139.36	3,888.08	3,802.11	GREECE
AUSTRI			5,026.62	5,167.45	AUSTRIA
ITALI	70,976.46	83,410.08	102,980.00	104,404.15	ITALY
JAPONI	10,464.70	12,892.14	11,831.01	13,375.27	JAPAN
KINE	1,263.33	1,319.90	1,290.35	-	CHINA
KUVAIT	21,790.77	23,734.21	23,031.92	25,465.42	KUWAIT
NORVEGJI	7,557.76	6,141.48	4,288.58	4,208.49	NORWAY
HOLLAND		4,399.60	9,984.19	10,271.76	NETHERLANDS
SPANJA	948.85	1,740.07	6,461.02	6,912.94	SPAIN
Kreditore Private (III)		230,000.00	422,600.00	422,600.00	Private Creditors(III)
KREDITORE PRIVATE		230,000.00	422,600.00	422,600.00	PRIVATE CREDITORS
-Borxhi i riskeduluar (IV) (A+B)	75,925.68	70,753.02	88,938.25	96,179.43	-Rescheduled Debt (IV) (A+B)
-Klubi i Parisit (A)	27,358.05	27,214.00	25,601.18	27,284.04	-Paris Club (A)
GJERMANI	997.02	332.34	-	-	GERMANY
ITALI	2,752.13	2,661.91	2,493.83	2,560.44	ITALY
RUSI	23,608.90	24,219.75	23,107.35	24,723.60	RUSSIA
-Te tjere (B)	48,567.63	43,539.02	63,337.07	68,895.38	-Others (B)
TURQI	12,635.33	11,648.06	9,869.01	10,559.30	TURKEY
GREQI			27,701.60	29,639.21	GREECE
KINE	17,955.14	16,414.27	13,754.44	16,097.10	CHINA
HUNGARI	5,783.78	5,035.65	3,938.34	4,213.81	HUNGARY
GJERMANI	2,210.45	1,473.63	736.82	736.82	GERMANY
RUMANIA	2,757.61	2,496.95	2,065.51	2,009.08	ROMANIA
SLLOVAKI	2,408.44	2,156.82	1,757.12	1,880.02	SLOVAK REP.
ÇEKI	4,816.88	4,313.64	3,514.23	3,760.04	CZECH REP.
<b>GJITHSEJ (I+II+III+IV)</b>	<b>985,263.85</b>	<b>1,322,576.71</b>	<b>1,646,188.06</b>	<b>1,722,693.73</b>	<b>TOTAL (I+II+III+IV)</b>

Ne kete table nuk perfshihet kredia e FMN-se

\*\*) Deri me 31.03.2010, te dhena paraprake

IMF credit is not included

\*\*) As of March 31, 2010, preliminary data

**BORXHI I JASHEM I GARANTUAR I SHQIPERISE  
BORXHI NETO SIPAS KREDITOREVE**

**CENTRAL GOVERNMENT GUARANTEED DEBT  
DEBT OUTSTANDING DISBURSED BY CREDITORS**

**(EUR'000)**

Sipas kreditoreve	31.12.2007	31.12.2008	31.12.2009	Q1- 2010	By Creditors
-Shumepalesh (I)	85,049.65	106,491.72	128,601.44	130,732.42	-Multilateral (I)
EBRD	40,271.87	47,436.16	60,152.72	62,283.71	EBRD
EIB	44,777.78	59,055.56	68,448.72	68,448.72	EIB
-Dypalesh (II)	140,053.29	148,819.36	163,227.75	165,860.49	-Bilateral (II)
GJERMANI	41,756.53	45,785.13	62,494.55	63,165.46	GERMANY
GREQI	8,804.11	8,804.11	8,804.11	8,804.11	GREECE
ITALI	46,764.95	46,552.65	44,751.26	44,223.06	ITALY
JAPONI	25,921.94	32,153.78	29,735.80	30,646.81	JAPAN
KOREA	16,805.76	15,523.69	17,442.03	19,021.05	SOUTH KOREA
<b>GJITHSEJ (I+II)</b>	<b>225,102.94</b>	<b>255,311.08</b>	<b>291,829.19</b>	<b>296,592.91</b>	<b>TOTAL (I+II)</b>

\*) Deri me 31.03.2010, te dhena paraprake

\*\*\*) As of March 31, 2010, preliminary data

**BORXHI I JASHEM\* AFATGJATE I SHQIPERISE**  
**BORXHI NETO SIPAS MONEDHAVE**

**LONG-TERM EXTERNAL PUBLIC DEBT\***  
**DOD BY CURRENCY**

<b>(EUR'000)</b>				
Monedha Currency	2009 Q4	%	2010 Q1	%
ACU	50,782.36	2.62	54,907.25	2.72
EUR	1,069,808.00	55.20	1,102,183.43	54.58
JPY	41,566.81	2.14	44,022.09	2.18
KWD	23,031.92	1.19	25,465.42	1.26
KRW	17,442.03	0.90	19,021.05	0.94
SDR	614,308.87	31.70	642,270.77	31.81
USD	121,077.24	6.25	131,416.62	6.51
<b>TOTAL</b>	<b>1,938,017.23</b>	<b>100.00</b>	<b>2,019,286.63</b>	<b>100.00</b>

\*) Përfshin borxhin e jashtëm shtetëror dhe shtetëror të garantuar

\*\*) Deri më 31.03.2010, të dhëna paraprake

Nuk përfshihet kredia e FMN-se

\*) Includes external public and external publicly guaranteed debt

\*\*) As of March 31, 2010, preliminary data

IMF credit is not included

**BORXHI I JASHEM\* AFATGJATE I SHQIPERISE  
PJESA E PATERHEQUR E KREDIVE**

**LONG-TERM EXTERNAL PUBLIC DEBT\*  
COMMITTED UNDISBURSED BALANCE**

(EUR'000)

<b>Sipas kreditoreve</b>	<b>2007</b>	<b>2008</b>	<b>2009</b>	<b>Q1- 2010</b>	<b>By Creditors</b>
<b>-Shumepalesh (I)</b>	<b>399,826.54</b>	<b>429,740.29</b>	<b>405,728.11</b>	<b>373,391.53</b>	<b>-Multilateral (I)</b>
CEB	38,133.88	38,824.70	62,014.81	48,046.43	CEB
EBRD	64,437.26	75,877.47	78,268.63	74,691.15	EBRD
EIB	117,828.60	109,064.61	80,876.01	70,332.25	EIB
IBRD	31,050.00	22,965.33	23,496.61	23,590.87	IBRD
IDA	102,653.07	122,255.69	100,268.73	99,705.71	IDA
IDB	22,725.11	41,685.62	34,972.64	33,536.99	IDB
IFAD	5,485.39	4,107.14	9,015.40	8,515.20	IFAD
OPEC	17,513.23	14,959.73	16,815.28	14,972.93	OPEC
<b>-Dypalesh (II)</b>	<b>267,346.48</b>	<b>354,013.71</b>	<b>309,338.65</b>	<b>307,454.17</b>	<b>-Bilateral (II)</b>
GJERMANI	58,199.01	54,956.48	46,744.08	45,595.53	GERMANY
GREQI	-	-	-	-	GREECE
ITALI	198,279.22	181,127.43	158,037.67	155,782.37	ITALY
JAPONI	-	87,545.68	85,880.63	87,329.94	JAPAN
KUVAIT	5,300.48	17,467.30	14,067.26	15,056.66	KUWAIT
AUSTRI	-	-	2,461.38	2,320.55	AUSTRIA
HOLLANDE	-	8,047.93	2,147.63	1,369.12	NETHERLANDS
SPANJA	5,376.84	4,868.89	-	-	SPAIN
KOREA	190.93	-	-	-	SOUTH KOREA
<b>GJITHSEJ (I+II)</b>	<b>667,173.02</b>	<b>783,754.00</b>	<b>715,066.76</b>	<b>680,845.70</b>	<b>TOTAL (I+II)</b>

\*) Përfshin borxhin shtetëror dhe shtetëror të garantuar

\*\*) Deri më 31.03.2010, të dhëna paraprake

Ne këto tabela nuk përfshihen kredia e FMN-se

\*) Includes Central Government and Central Government Guaranteed debt

\*\*) As of March 31, 2010, preliminary data

IMF credit is not included

**BORXHI I JASHEM I QEVERISE QENDRORE  
PJESA E PATERHEQUR E KREDIVE**

**CENTRAL GOVERNMENT EXTERNAL DEBT  
COMMITTED UNDISBURSED BALANCE**

(EUR'000)

<b>Sipas kreditoreve</b>	<b>2007</b>	<b>2008</b>	<b>2009</b>	<b>Q1 -2010</b>	<b>By Creditors</b>
<b>-Shumepalesh (I)</b>	<b>316,848.95</b>	<b>362,151.96</b>	<b>371,244.72</b>	<b>341,039.12</b>	<b>-Multilateral (I)</b>
CEB	38,133.88	38,824.70	62,014.81	48,046.43	CEB
EBRD	7,459.67	19,289.14	43,785.24	42,338.75	EBRD
EIB	91,828.60	98,064.61	80,876.01	70,332.25	EIB
IBRD	31,050.00	22,965.33	23,496.61	23,590.87	IBRD
IDA	102,653.07	122,255.69	100,268.73	99,705.71	IDA
IDB	22,725.11	41,685.62	34,972.64	33,536.99	IDB
IFAD	5,485.39	4,107.14	9,015.40	8,515.20	IFAD
OPEC	17,513.23	14,959.73	16,815.28	14,972.93	OPEC
<b>-Dypalesh (II)</b>	<b>216,358.91</b>	<b>309,072.76</b>	<b>283,390.68</b>	<b>282,233.98</b>	<b>-Bilateral (II)</b>
GJERMANI	23,720.07	25,136.77	35,917.35	35,439.71	GERMANY
GREQI	-	-	-	-	GREECE
ITALI	181,961.52	166,006.19	142,916.43	140,718.01	ITALY
JAPONI	-	87,545.68	85,880.63	87,329.94	JAPAN
KUVAIT	5,300.48	17,467.30	14,067.26	15,056.66	KUWAIT
AUSTRI	-	-	2,461.38	2,320.55	AUSTRIA
HOLLANDE	-	8,047.93	2,147.63	1,369.12	NEITHERLANDS
SPANJA	5,376.84	4,868.89	-	-	SPAIN
<b>GJITHSEJ (I+II)</b>	<b>533,207.86</b>	<b>671,224.72</b>	<b>654,635.40</b>	<b>623,273.11</b>	<b>TOTAL (I+II)</b>

\*) Deri me 31.03.2010, te dhena paraprake  
Ne kete tabelë nuk përfshihet kredia e FMN-se

\*) As of March 31, 2010, preliminary data  
IMF credit is not included



**BORXHI I JASHEM I GARANTUAR I SHQIPERISE  
PJESA E PATERHEQUR E KREDIVE**

**CENTRAL GOVERNMENT GUARANTEED DEBT  
COMMITTED UNDISBURSED BALANCE**

(EUR'000)

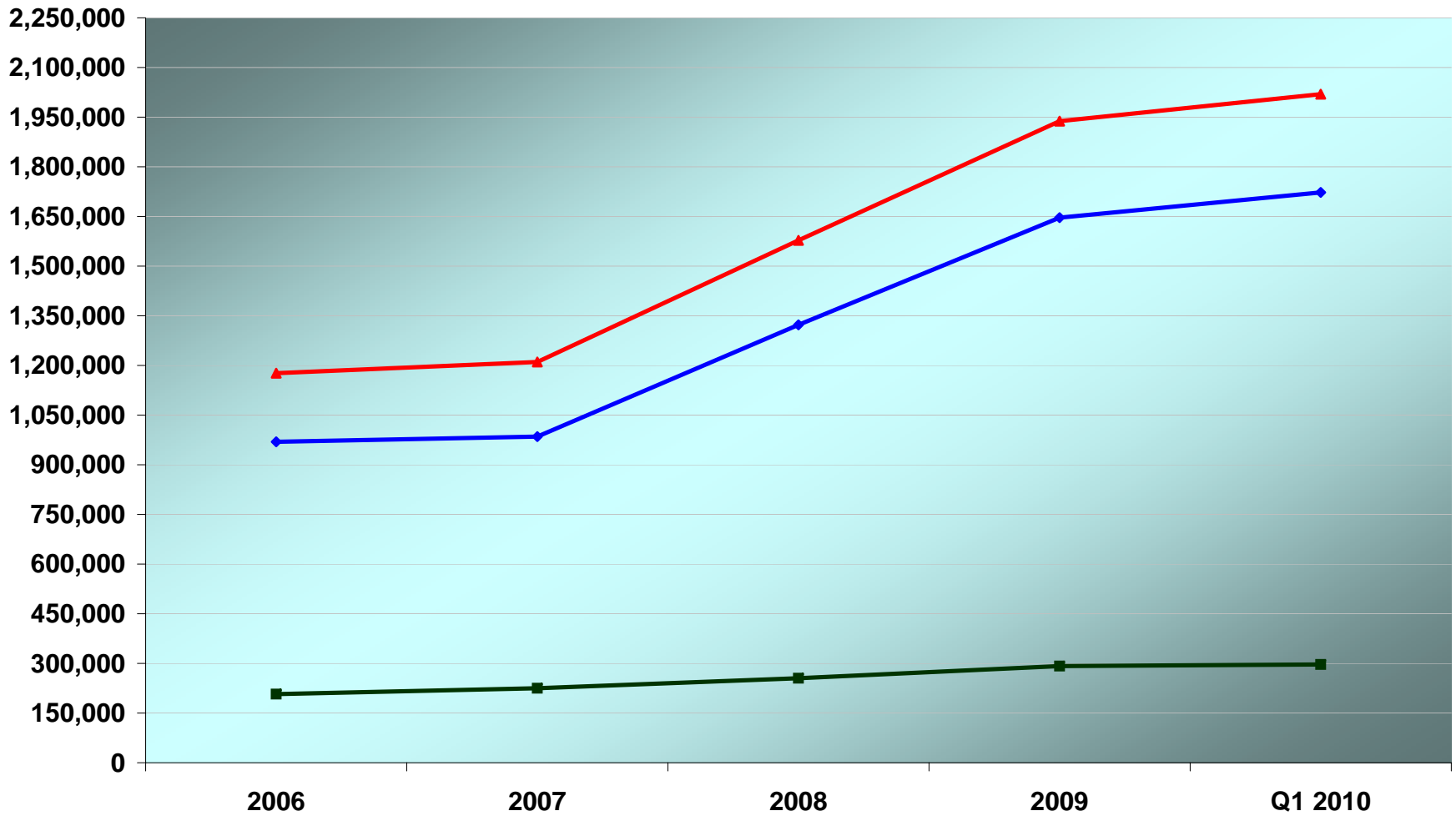
<b>Sipas kreditoreve</b>	<b>2007</b>	<b>2008</b>	<b>2009</b>	<b>Q1- 2010</b>	<b>By Creditors</b>
-Shumepalesh (I)	82,977.59	67,588.33	34,483.39	32,352.40	-Multilateral (I)
EBRD	56,977.59	56,588.33	34,483.39	32,352.40	EBRD
EIB	26,000.00	11,000.00	-	-	EIB
-Dypalesh (II)	50,987.57	44,940.95	25,947.97	25,220.19	-Bilateral (II)
GJERMANI	34,478.94	29,819.71	10,826.73	10,155.82	GERMANY
ITALI	16,317.70	15,121.24	15,121.24	15,064.36	ITALY
KOREA	190.93	-	-	-	SOUTH KOREA
<b>GJITHSEJ (I+II)</b>	<b>133,965.16</b>	<b>112,529.28</b>	<b>60,431.36</b>	<b>57,572.59</b>	<b>TOTAL (I+II)</b>

\*) Deri me 31.03.2010, te dhena paraprake

\*) As of March 31, 2010, preliminary data

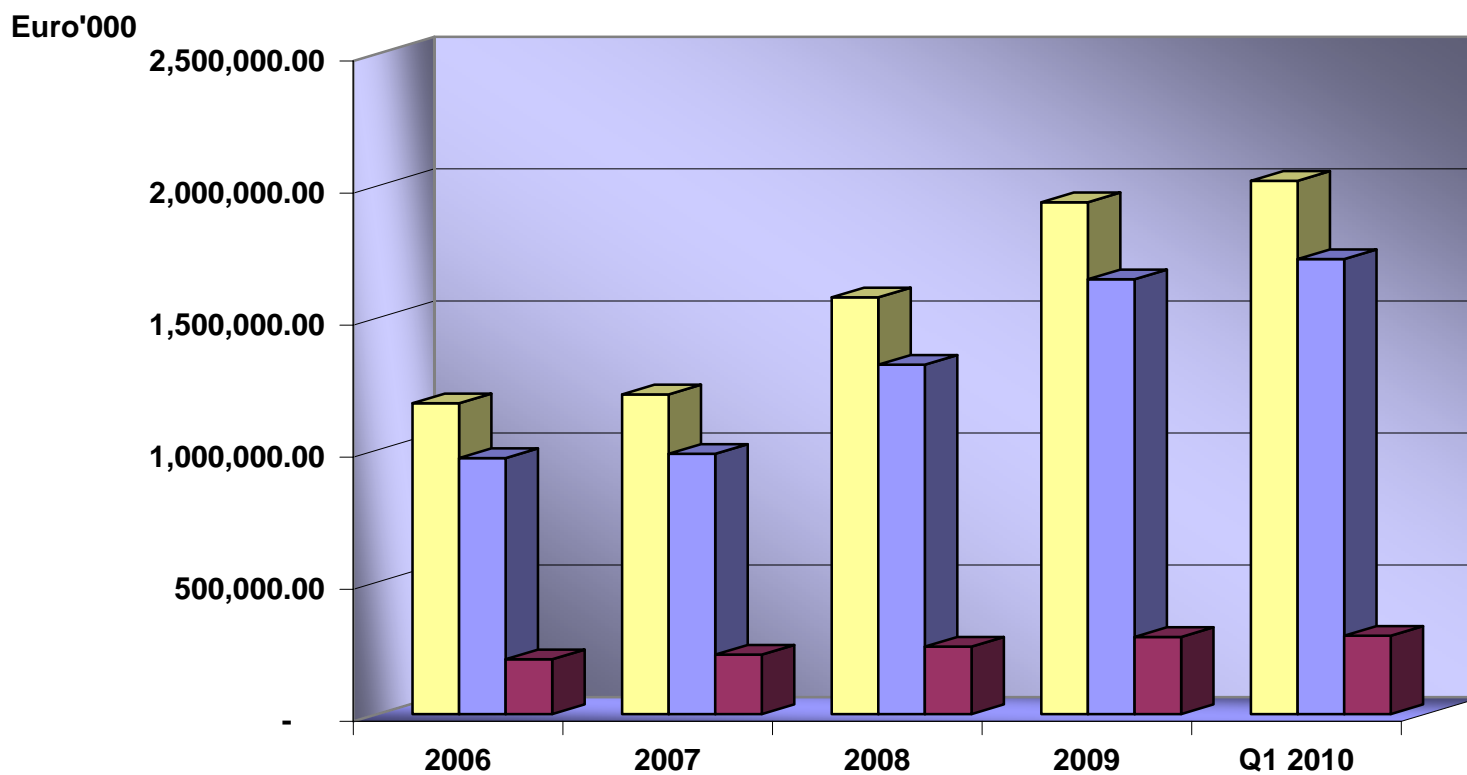
Euro'000

### Paraqitja Grafike e Ecurise se Stokut te Borxhit te Jashtem External Outstanding Debt



Stoku Shteteror Public Debt Outstanding Stoku i Garantuar Guaranteed Debt Outstanding Stoku Total Total Debt Outstanding

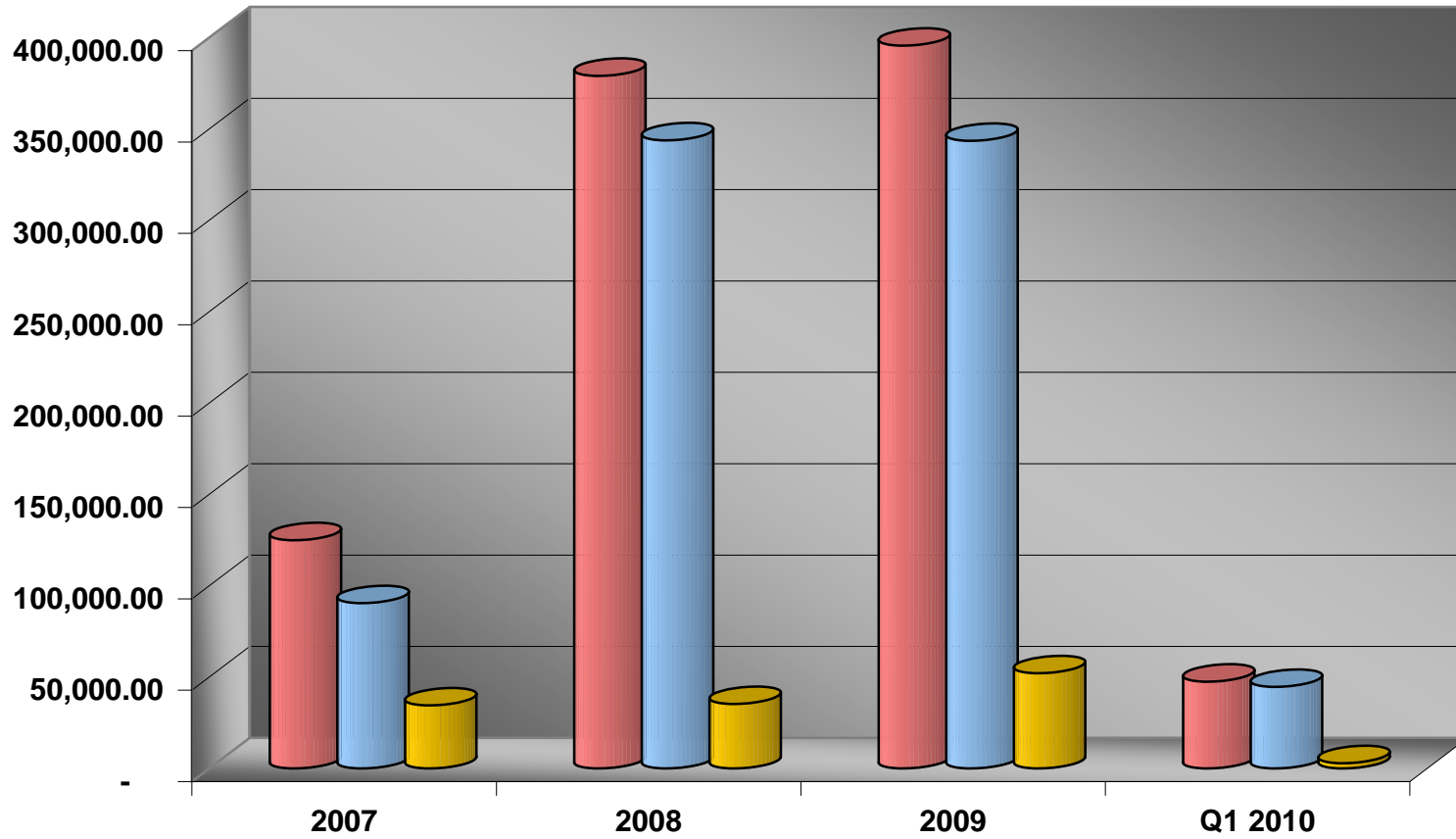
**Paraqitja Grafike e Ecurise se Stokut te Borxhit te Jashtem**  
**External Outstanding Debt**



■ Stoku Total Total Debt outstanding ■ Stoku Shteteror Public Debt Outstanding ■ Stoku Garantuar Guaranteed Debt Outstanding

### Ecuria e Disbursimeve te Borxhit te Jashtem External Debt Drawings

Euro'000



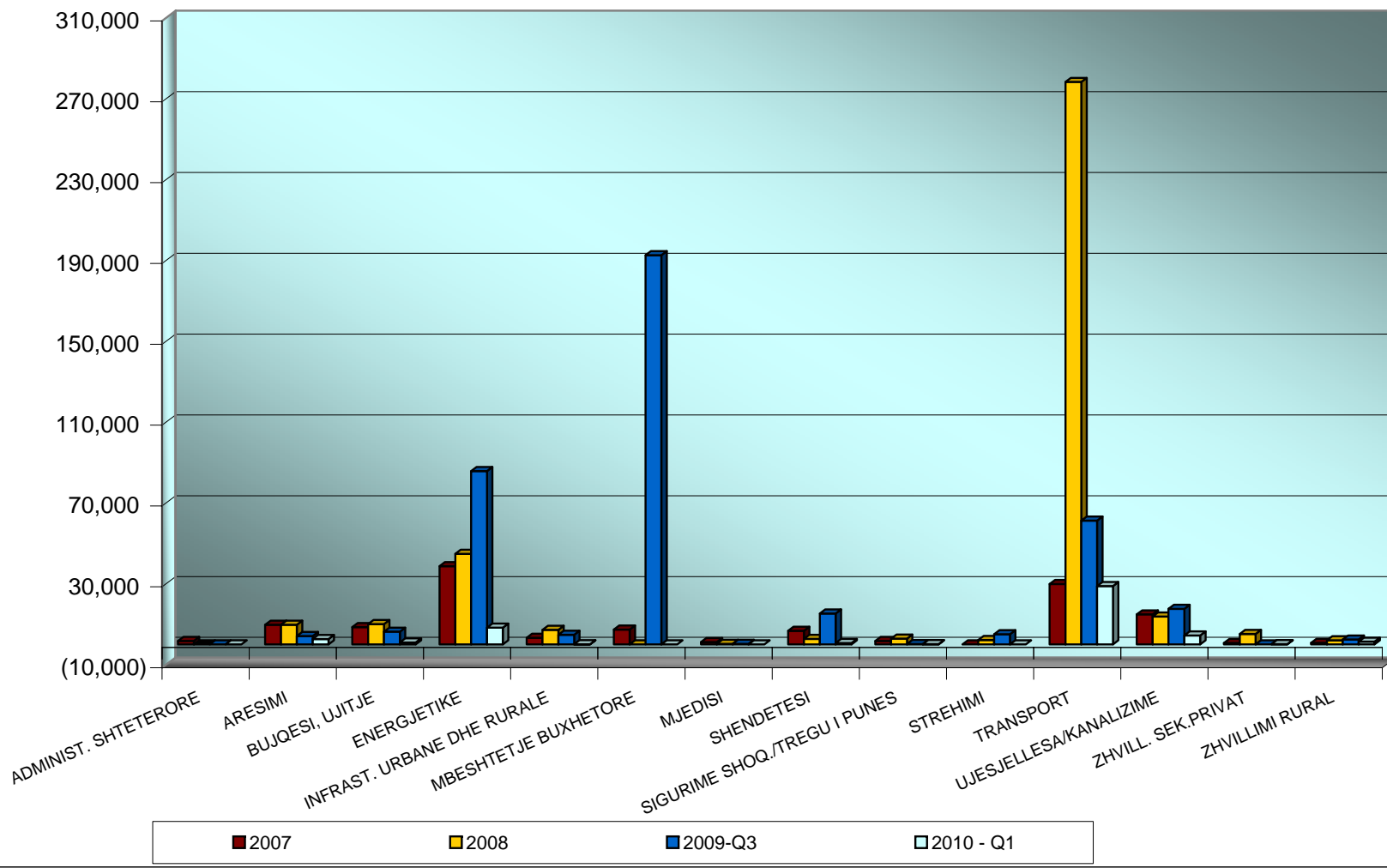
■ Disbursime Total Total Drawings

■ Shtetëror Public Debt

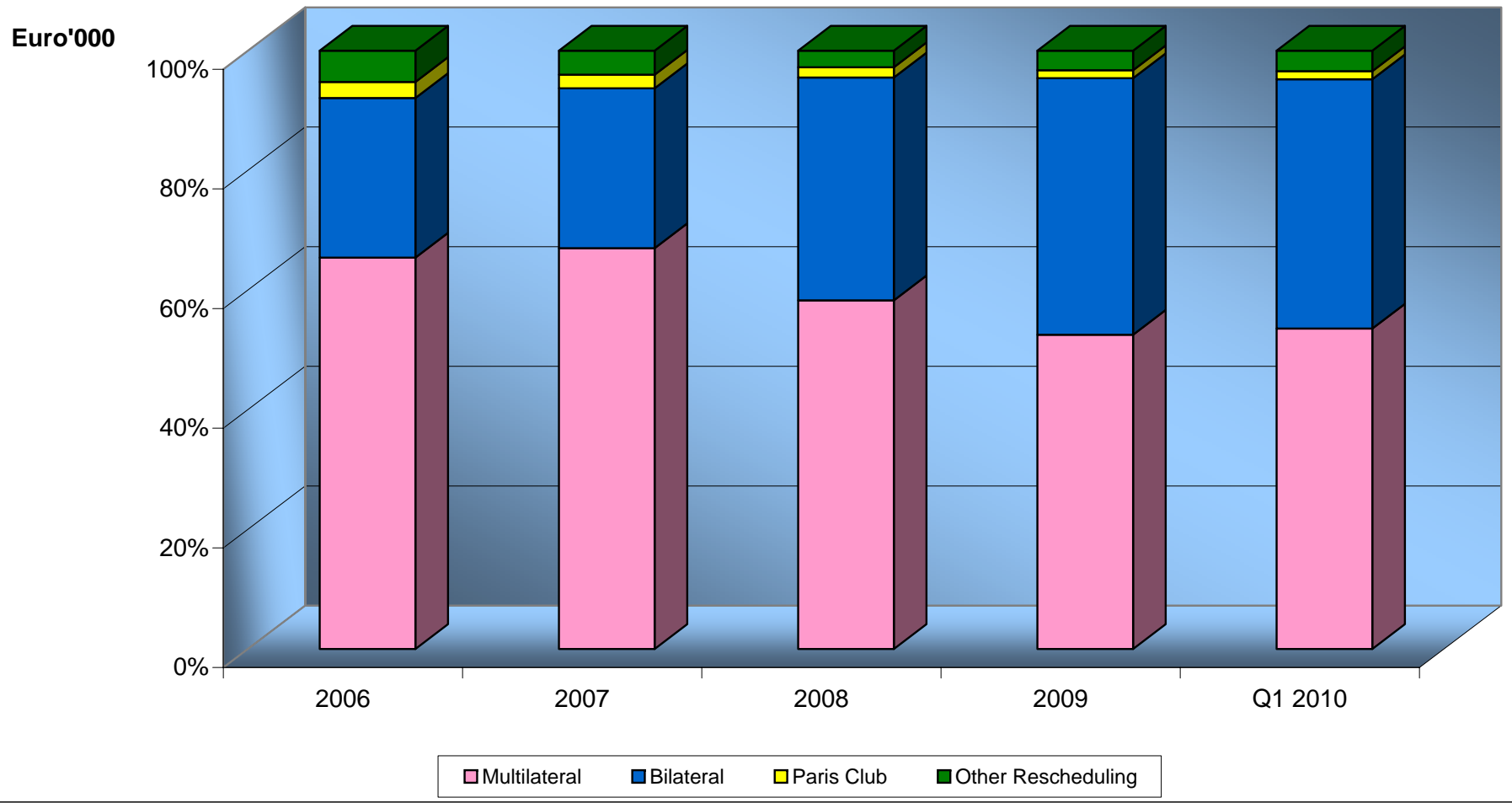
■ Garanci Guaranteed

### Disbursimet e Borxhit te Jashtem sipas Sektoreve Ekonomike External Debt Drawings by Economic Sectors

Euro'000

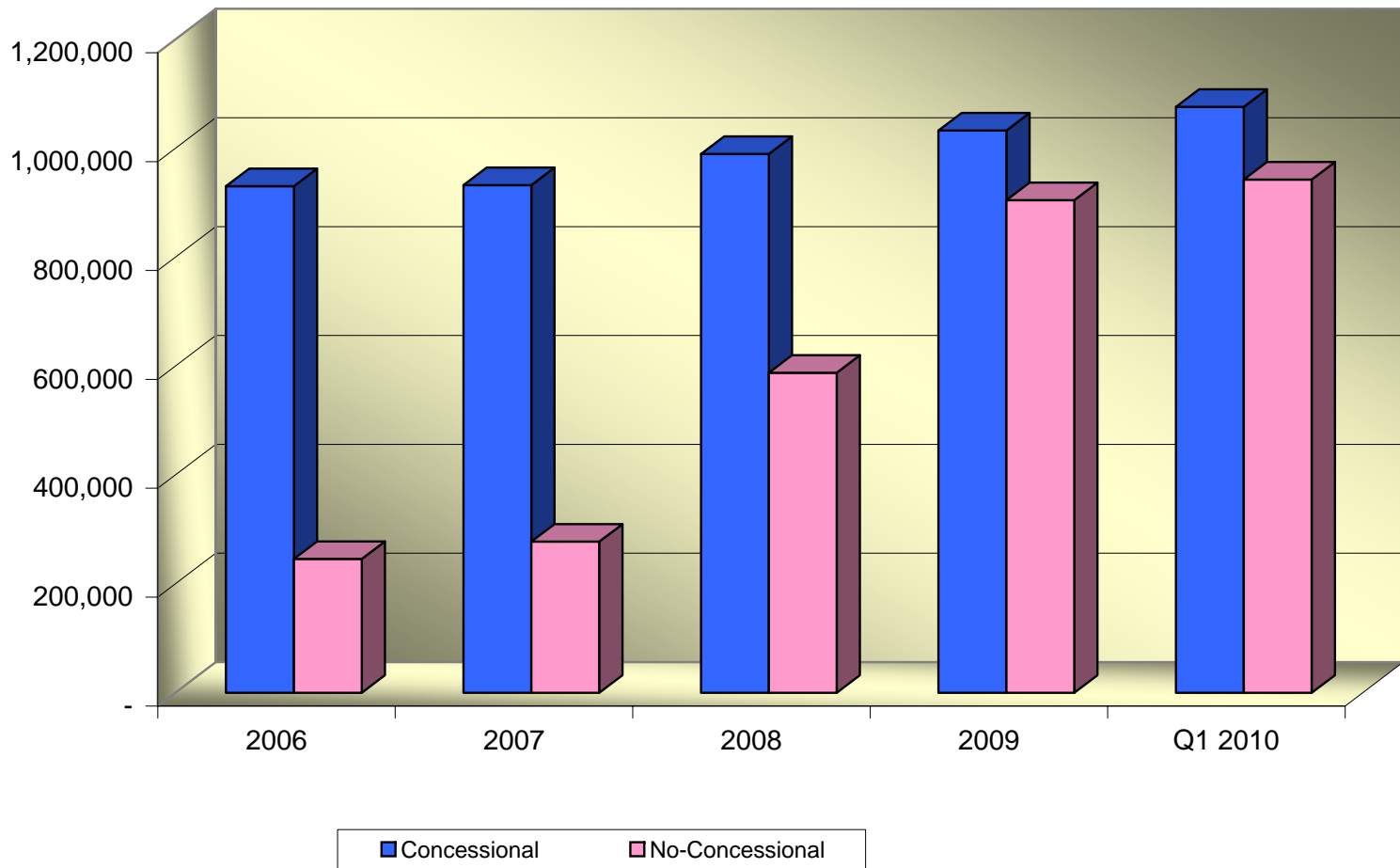


### Stoku i Borxhit te Jashtem sipas Llojit te Kreditorit Debt Outstanding by Creditor Type



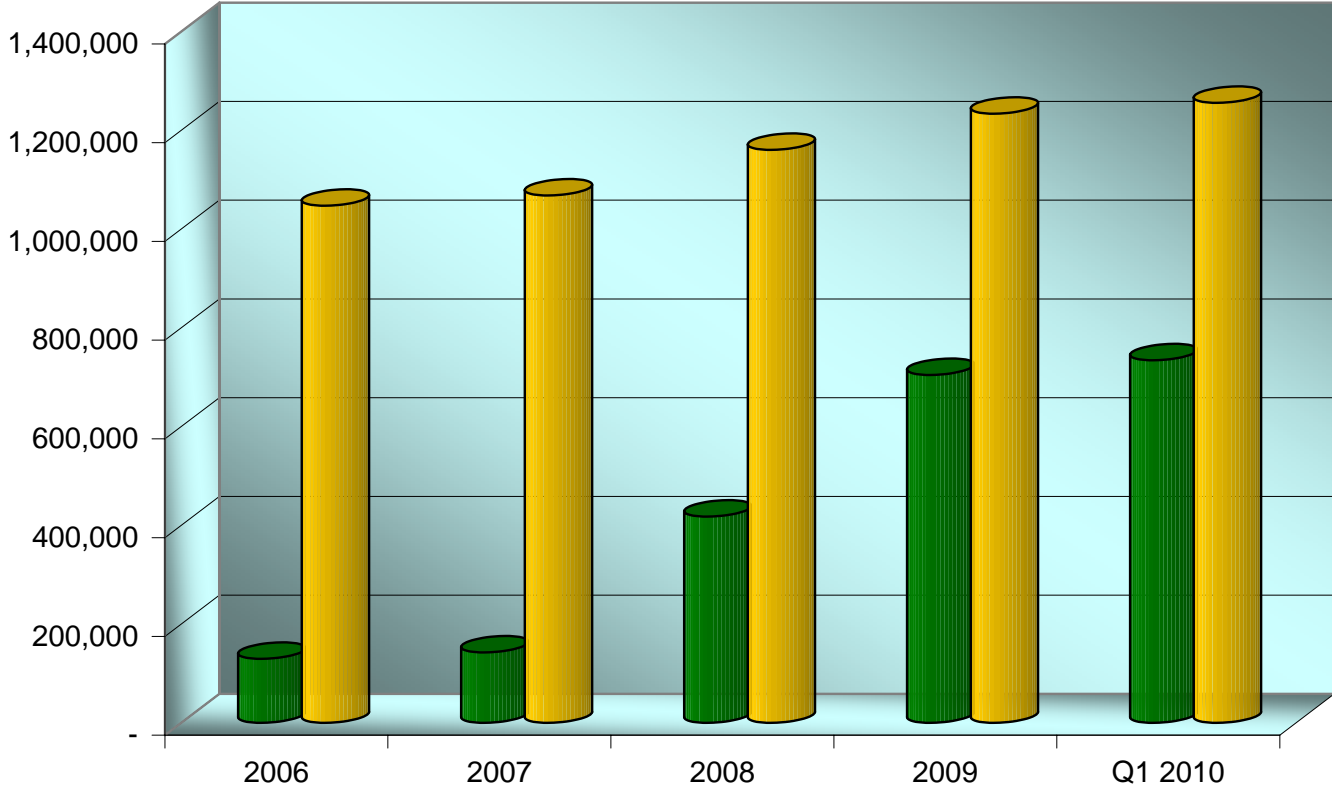
### Stoku i Borxhit te Jashtem sipas Koncesionalitetit Debt Outstanding by Concessionality

Euro'000



**Stoku i Borxhit te Jashtem sipas Llojit te Interesit**  
**Debt Outstanding by Interest Type**

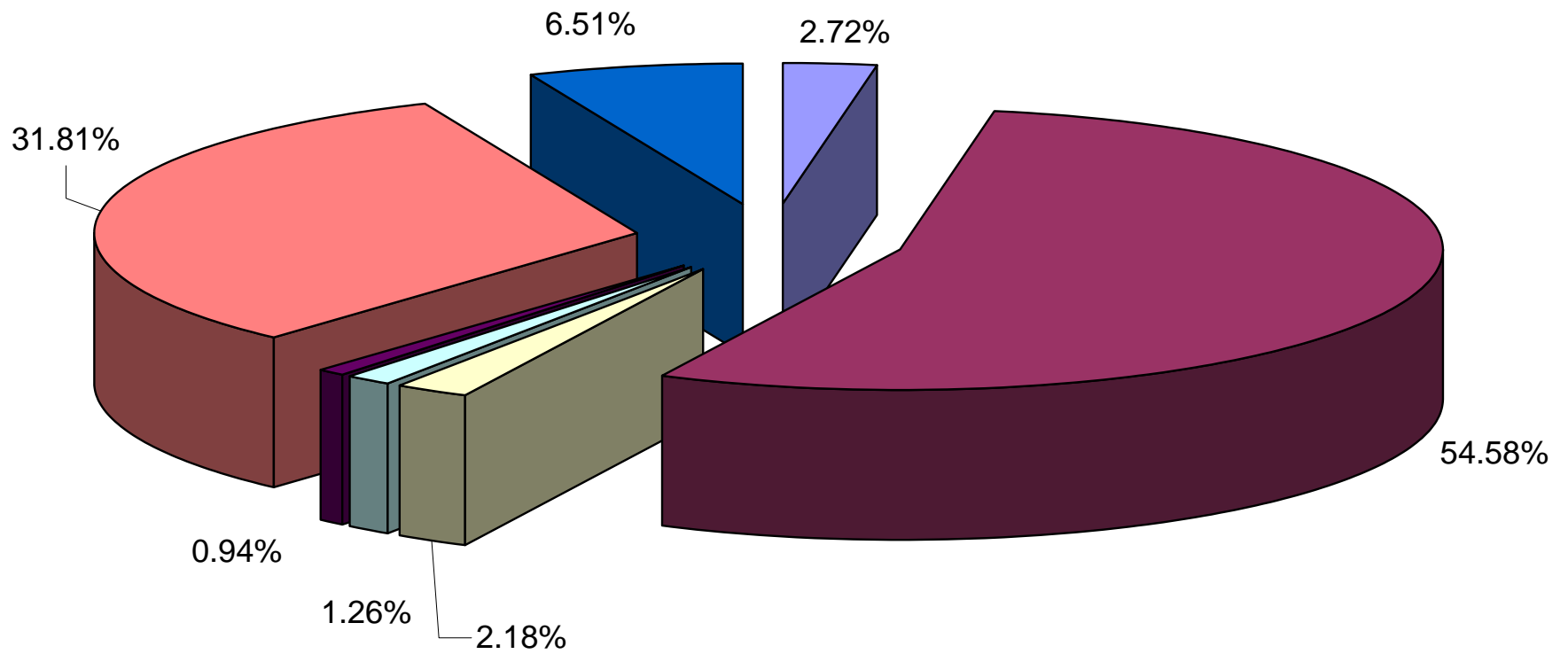
**Euro'000**



■ Int. Variabel      ■ Int. Fix



**Stoku i Borxhit te Jashtem sipas Monedhave (2009-Q2)**  
**External Debt Outstanding by Currency (2009-Q2)**



■ ACU ■ EUR ■ JPY ■ KWD ■ KRW ■ SDR ■ USD