



REPUBLIKA E SHQIPERISE
MINISTRIA E FINANCAVE
DREJTORIA E PERGJITHSHME E MENAXHIMIT TE BORXHIT PUBLIK



MINISTRIA E FINANCAVE

Treguesit e Borxhit – 6/M I-re 2013

Debt Indicators as of June 30, 2013

Stoku i Borxhit Publik
Public Debt Stock

million ALL

	2009	2010	2011	2012	6 m 2013	
Borxhi Publik	682,547	715,517	772,735	828,268	871,879	Public Debt Stock
- Borxhi i Qeverise Qendrore	682,547	715,370	772,517	827,981	871,538	Central Government Debt Stock
- Borxhi i pushtetit lokal	-	147	218	288	341	Local Government Debt Stock

*) Deri me 30.06.2013, te dhena paraprake

*) As of June. 30, 2013, data are preliminary

Borxhi i Qeverise Qendrore
Central Government Debt Stock

million ALL

	2009	2010	2011	2012	6m 2013	
Borxhi i Qeverise Qendrore, nga i cili:	682,547	715,370	772,517	827,981	871,538	Central Government Debt Stock, of which:
-Borxhi i brendshem	415,028	407,372	438,582	470,358	499,886	-Domestic Debt
-Borxhi i jashtem*	267,519	307,999	333,935	357,622	371,652	-Foreign Debt

*) Deri me 30.06.2013, te dhena paraprake

*) As of June. 30, 2013, data are preliminary

Borxhi i Qeverise Qendrore
Central Government Debt Stock

million ALL

	2009	2010	2011	2012	6m 2013	
Borxhi i Qeverise Qendrore, nga i cili:	682,547	715,371	772,516	827,981	871,538	Central Government Debt Stock, of which:
-Borxhi i Qeverise	636,773	669,946	724,200	774,528	818,267	-Central Government Debt
-Borxhi i garantuar nga Qeveria	45,775	45,425	48,316	53,453	53,271	-Central Government Guaranteed Debt

*) Deri me 30.06.2013, te dhena paraprake

*) As of June. 30, 2013, data are preliminary

Borxhi i Qeverise Qendrore
Gross Central Government Debt position

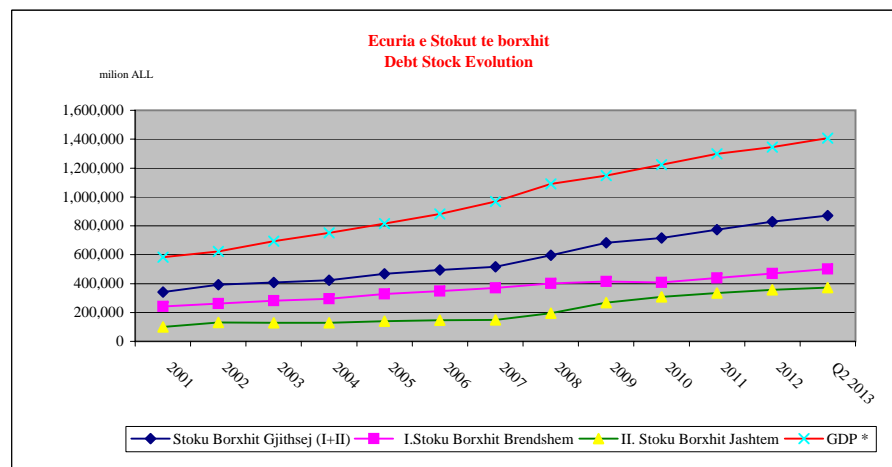
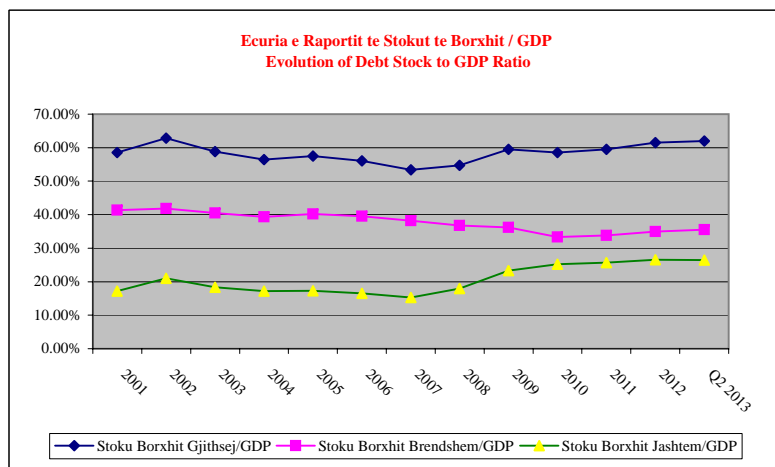
ALL million

	2012 Q3	2012 Q4	2013 Q1	2013 Q2	
Gross Central Government Debt					Gross Central Government Debt
<u>Sipas maturimit dhe Instrumentave</u>	766,435	774,528	801,732	818,267	<u>By maturity and type of instrument:</u>
Afatshkurter sipas maturimit origjinal	246,953	250,352	253,978	253,547	Short-term by original maturity
Letra me Vlere te Borxhit	246,953	250,352	253,978	253,547	Debt securities
Kredi					Loans
Afatgjate sipas maturimit origjinal	519,482	524,175	547,754	564,720	Long-term, by original maturity:
Me shlyerje brenda nje viti	56,235	63,063	65,384	65,166	With payment due in one year or less:
Letra me Vlere te Borxhit	55,450	62,254	64,260	64,283	Debt securities
Kredi	785	809	1,125	883	Loans
Me shlyerje mbi nje vit	463,247	461,112	482,370	499,554	With payment due in more than one year:
Letra me Vlere te Borxhit	187,642	183,966	197,358	204,357	Debt securities
Kredi	275,605	277,146	285,012	295,197	Loans
Borxhi gjithsej	766,435	774,528	801,732	818,267	Total gross debt
Letra me Vlere te Borxhit	490,045	496,572	515,595	522,187	Debt securities
Kredi	276,390	277,955	286,137	296,080	Loans
<u>Sipas Monedhes se emetimit</u>	766,435	774,528	801,732	818,267	<u>By currency of denomination:</u>
Monedhe Kombetare	443,338	448,583	467,497	473,728	Domestic currency
Monedhe e Huaj	323,097	325,944	334,236	344,540	Foreign currency
<u>Sipas rezidences se kreditoreve</u>	766,435	774,528	801,732	818,267	<u>By residence of the creditor:</u>
Kreditore vendas	458,865	465,526	484,485	490,844	Domestic creditors
Kreditore te huaj	307,570	309,002	317,247	327,424	External creditors
<u>Memorandum item:</u>					
Borxhi Brendshem i garantuar	8,708	15,663	19,889	19,986	Domestic Guaranteed Debt
Borxhi Jashtem i garantuar	39,644	37,792	37,715	33,285	External Guaranteed Debt
Borxhi i garantuar Gjithsej	48,352	53,455	57,604	53,271	Total Guaranteed Debt

Stoku i Borxhit te Qeverise qendrore
Central Government Debt Stock

milion ALL

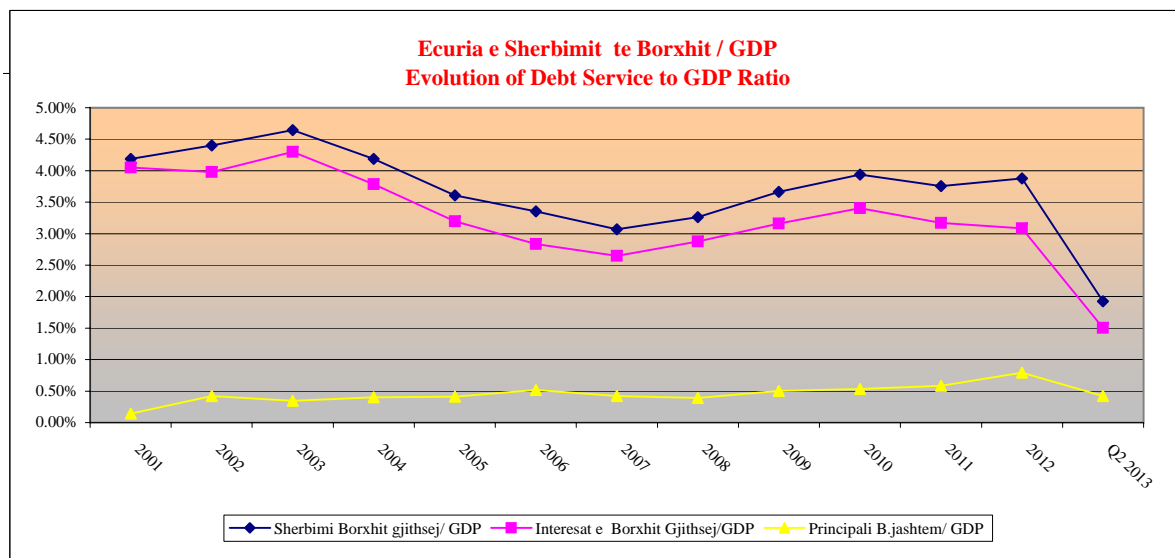
	2001	2002	2003	2004	2005	2006	2007	2008	2009	2010	2011	2012	Q2 2013	
Stoku Borxhit Gjithsej (I+II)	341,521	391,309	408,300	423,962	468,050	494,737	517,031	595,883	682,546	715,371	772,517	827,981	871,538	Total Debt Stock
I.Stoku Borxhit Brendshem	241,161	260,752	280,767	295,200	327,353	348,935	369,536	400,456	415,028	407,372	438,582	470,358	499,886	Domestic Debt Stock
-shteteror	241,161	260,752	280,767	295,200	327,353	348,935	369,536	395,504	409,501	401,821	429,925	454,695	479,899	Central Government Debt
-garantuar							4,952	5,527	5,551	8,657	15,663	19,986	19,986	Central Government Guaranteed Debt
II. Stoku Borxhit Jashtem	100,360	130,557	127,533	128,762	140,697	145,802	147,495	195,427	267,518	307,999	333,935	357,622	371,652	External Debt Stock
-shteteror	87,500	114,837	109,340	109,161	119,256	120,147	120,094	163,831	227,271	268,124	294,276	319,833	338,367	Central Government Debt
-garantuar	12,861	15,719	18,193	19,601	21,440	25,655	27,401	31,596	40,247	39,875	39,659	37,790	33,285	Central Government Guaranteed Debt
GDP *	583,369	622,711	694,098	751,022	814,797	882,209	967,670	1,089,293	1,148,082	1,222,462	1,297,710	1,346,169	1,407,016	GDP *
Stoku Borxhit Gjithsej/GDP	58.54%	62.84%	58.82%	56.45%	57.44%	56.08%	53.43%	54.70%	59.45%	58.52%	59.53%	61.51%	61.94%	Total Debt Stock/GDP
Stoku Borxhit Brendshem/GDP	41.34%	41.87%	40.45%	39.31%	40.18%	39.55%	38.19%	36.76%	36.15%	33.32%	33.80%	34.94%	35.53%	Domestic Debt Stock/GDP
Stoku Borxhit Jashtem/GDP	17.20%	20.97%	18.37%	17.14%	17.27%	16.53%	15.24%	17.94%	23.30%	25.19%	25.73%	26.57%	26.41%	External Debt Stock/GDP



Sherbimi i Borxhit Debt Service

ne milion leke

	2001	2002	2003	2004	2005	2006	2007	2008	2009	2010	2011	2012	Q2 2013	
Sherbimi Borxhit gjithsej (I+II)	24,438	27,395	32,225	31,448	29,393	29,596	29,693	35,555	42,061	48,116	48,734	52,166	27,075	Total Debt Service (I+II)
Interesat e Borxhit Gjithsej (I)	23,620	24,762	29,823	28,423	26,029	25,006	25,594	31,307	36,301	41,604	41,121	41,497	21,129	Total interests (I)
Interesat e B.Brendshem	22,528	22,468	28,174	26,711	24,184	22,978	23,499	28,386	31,408	35,583	34,253	34,005	19,002	Domestic Debt Interests
Interesat e B.Jashtem	1,092	2,294	1,649	1,712	1,845	2,028	2,096	2,921	4,893	6,021	6,868	7,492	2,127	External Debt Interests
Principali B.jashtem (II)	818	2,632	2,401	3,025	3,364	4,590	4,098	4,248	5,760	6,512	7,613	10,669	5,946	Repayments (II)
GDP	583,369	622,711	694,098	751,022	814,797	882,209	967,670	1,089,293	1,148,082	1,222,462	1,297,710	1,346,169	1,407,016	GDP
Sherbimi Borxhit gjithsej/ GDP	4.19%	4.40%	4.64%	4.19%	3.61%	3.35%	3.07%	3.26%	3.66%	3.94%	3.76%	3.88%	1.92%	Total Debt Service /GDP
Interesat e Borxhit Gjithsej/GDP	4.05%	3.98%	4.30%	3.78%	3.19%	2.83%	2.64%	2.87%	3.16%	3.40%	3.17%	3.08%	1.50%	Total Interests/GDP
Interesat e Borxhit Brendshem/GDP	3.86%	3.61%	4.06%	3.56%	2.97%	2.60%	2.43%	2.61%	2.74%	2.91%	2.64%	2.53%	1.35%	Domestic Debt Interests/GDP
Interesat e Borxhit Jashtem/GDP	0.19%	0.37%	0.24%	0.23%	0.23%	0.23%	0.22%	0.27%	0.43%	0.49%	0.53%	0.56%	0.15%	External Debt Interests /GDP
Principali B.jashtem/ GDP	0.14%	0.42%	0.35%	0.40%	0.41%	0.52%	0.42%	0.39%	0.50%	0.53%	0.59%	0.79%	0.42%	Repayments/GDP
Stoku Borxhit Gjithsej (I+II)	341,521	391,309	408,300	423,962	468,050	494,737	517,031	595,883	682,546	715,371	772,517	827,981	871,539	Total Debt Stock
Interesat e Borxhit Gjithsej/Stoku gjithsej	6.92%	6.33%	7.30%	6.70%	5.56%	5.05%	4.95%	5.25%	5.32%	5.82%	5.32%	5.01%	2.42%	Total Debt Service/Total Debt Stock



Borxhi i Brendshem sipas instrumentave
Domestic Debt Stock by Instruments

million ALL

	31.12.2010		31.12.2011		31.12.2012		31.03.2013		30.06.2013		
	Purchase value	%	Purchase value	%	Purchase value	%	Purchase value	%	Purchase value	%	
Stoku I Borxhit Gjithsej	407,372		438,582		470,358		493,512		499,886		Total Debt Stock
I.Borxhi Shteteror	401,821	98.64	429,924	98.03	454,695	96.67	473,623	95.97	479,899	96.00	I.Public Debt
1.Instrumenta afatshkurter	231,436	56.81	241,385	55.04	250,352	53.23	253,978	51.46	253,547	50.72	I.Short term Instruments
Bono 3/M	11,495	2.82	11,579	2.64	6,998	1.49	7,996	1.62	8,828	1.77	3 Month Bills
Bono 6/M	44,188	10.85	42,914	9.78	39,129	8.32	40,103	8.13	40,625	8.13	6 Month Bills
Bono 9/M	3,317	0.83	0	0.00	0	0.00	2,245	0.47	2,245	0.47	9 Month Bills
Bono 12/M	172,436	42.33	186,892	42.61	204,225	43.42	203,634	41.26	201,849	40.38	1 Year Bills
2.Instrumenta afatgjate	170,385	41.83	188,539	42.99	204,343	43.44	219,645	44.51	226,352	45.28	II. Long term Instruments
Oblig.2/Vj	70,957	17.42	75,141	17.13	76,742	16.32	78,592	15.93	77,942	15.59	2 Year Note
Oblig.3/Vj	15,613	3.83	19,387	4.42	22,625	4.81	26,625	5.40	29,483	5.90	3 Year Note
Oblig.5/Vj	71,815	17.63	82,012	18.70	87,994	18.71	90,494	18.34	91,994	18.40	5 Year Note
Oblig.7/Vj	12,000	2.95	12,000	2.74	16,982	3.61	23,934	4.85	26,934	5.39	7 Year Note
3. Kredi Direkte		0.00		0.00	0	0.00	0	0.00	0	0.00	Central Bank Credits
4.Rivleresimi Valutes	0	0.00	0	0.00	0	0.00	0	0.00	0	0.00	Forgn.Ex.Res.Evalu.
II.Borxhi i Garantuar	5,551	1.36	8,657	1.97	15,663	3.33	19,889	4.03	19,986	4.00	II.Publicly Guaranteed Debt
1. Garanci Treg.Brend.	5,551	1.36	8,657	1.97	15,663	3.33	19,889	4.03	19,986	4.00	Domestic Guarantees

Struktura e Borxhit te Brendshem Shteteror *
Structure of Central Government Domestic Debt

milion ALL

	2010		2011		2012		2013 Q1		2013 Q2		
	million ALL	%	million ALL	%	million ALL	%	million ALL	%	million ALL	%	
- Sipas Instrumentave	401,821		429,924		454,695		473,622		479,899		- By instruments
Instrumenta afatshkurter	231,436	57.60%	241,385	56.15%	250,352	55.06%	253,978	53.62%	253,547	52.83%	short tern
Instrumenta afatgjate	170,385	42.40%	188,539	43.85%	204,343	44.94%	219,645	46.38%	226,352	47.17%	long term
-Sipas monedhes	401,821		429,924		454,695		473,622		479,899		- By currency
-Monedhe kombetare	398,352	99.14%	428,754	99.73%	448,583	98.66%	467,497	98.71%	473,728	98.71%	domestic currency
-Monedhe huaj	3,469	0.86%	1,170	0.27%	6,112	1.34%	6,126	1.29%	6,172	1.29%	foreign currency
- Sipas rezidences se kreditorit	401,821		429,924		454,695		473,622		479,899		- By creditor's residence
- rezidente	397,928	99.03%	429,924	100.00%	454,695	100.00%	473,622	100.00%	479,899	100.00%	residents
- jo rezidente	3,893	0.97%	0	0.00%	0	0.00%	0	0.00%	0	0.00%	non residents

* Nuk perfshihet rivleresimi i valutes dhe garancite e brendshme

* Forgn.Ex.Res.Evalu. and domestic guaranties are not included

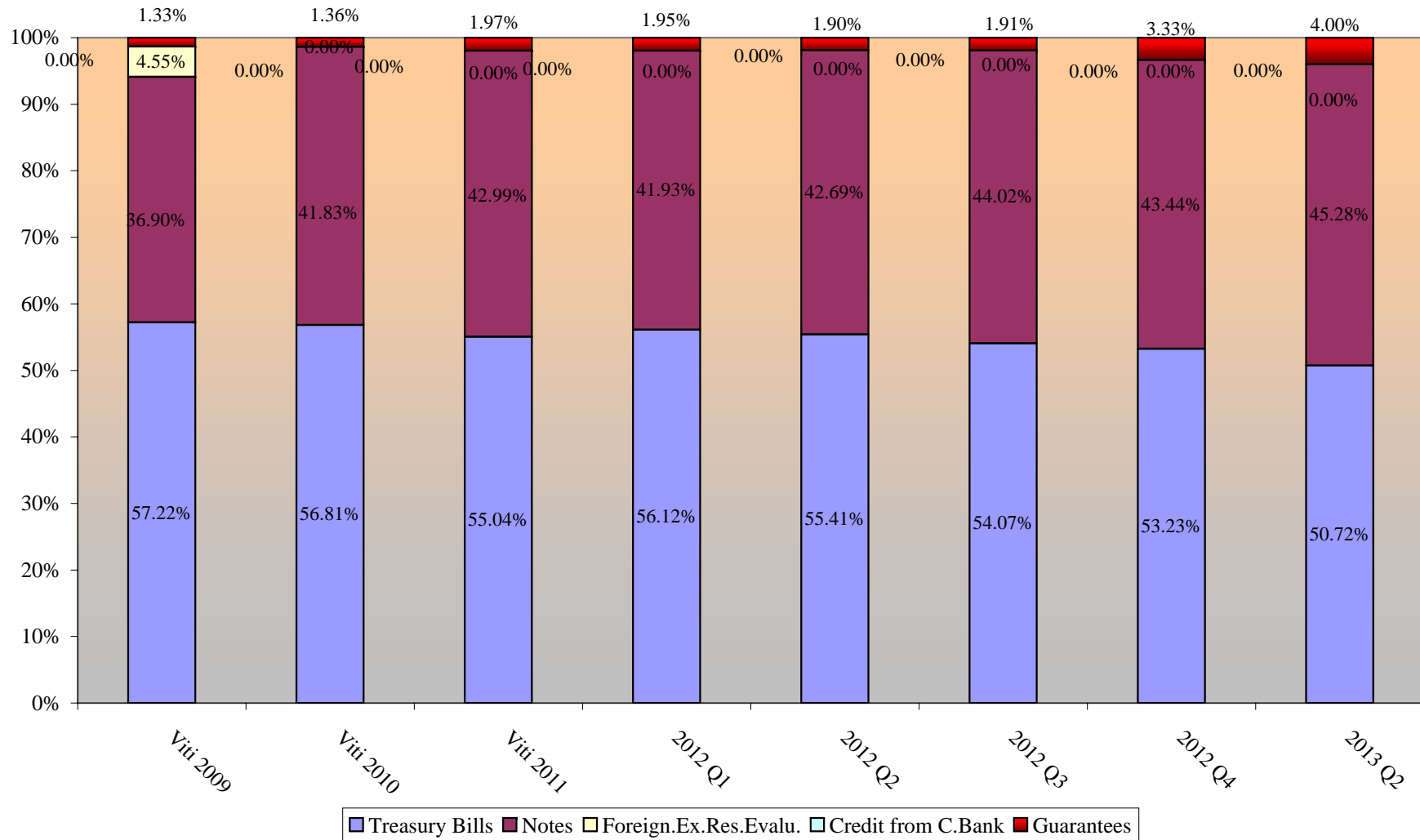
Financimi me huamarrje te brendshme i Deficitit Buxhetor 6/M I-re 2013
Domestic Deficit Financing as of June, 30 2013

mije leke

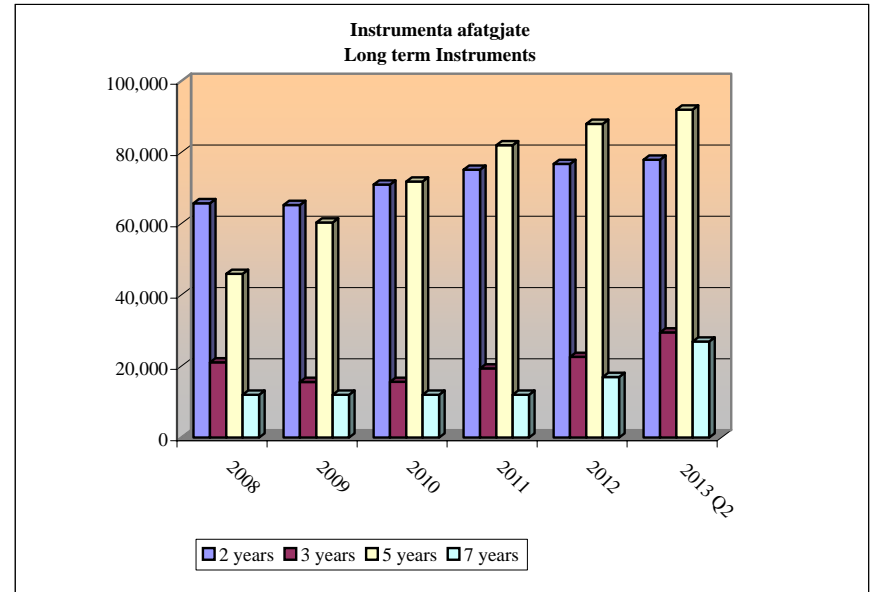
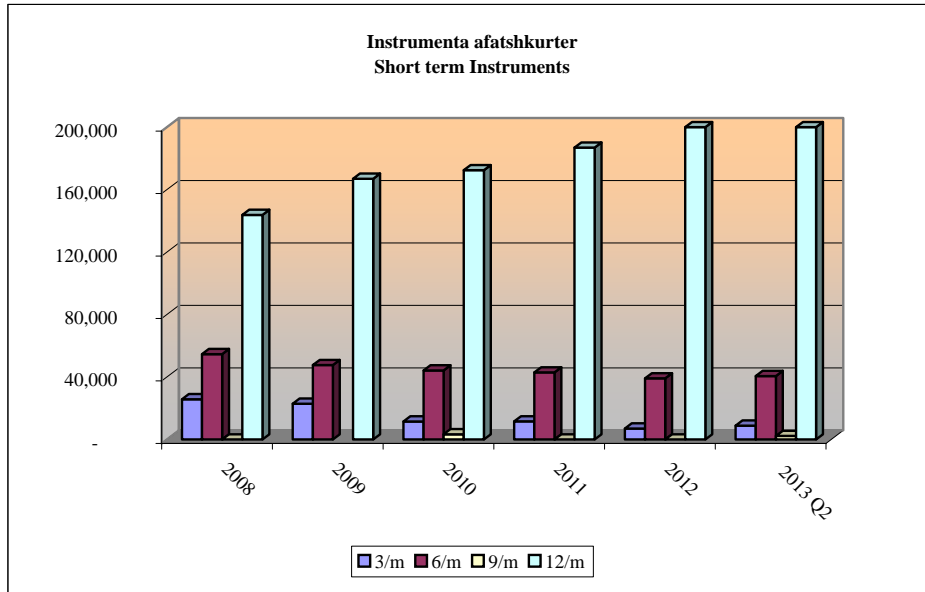
000'ALL

Periudha	2013 Q2	
Financimi i Deficitit	25,162,766	Deficit financing
Nga i cili:		of which :
Instrumenta Afatshkurter	3,134,498	Short term instruments
- Bono Thesari Leke	3,134,498	Tbills (leke)
- Bono Thesari Euro	0	Tbills (EURO)
- Kredi Direkte	0	Credit from BOA
Instrumenta Afatgjate	22,028,268	Long term instruments
- Oblig.e qeverise 2 vjecare	1,200,000	2 y bonds
- Oblig.e qeverise 3 vjecare	6,867,491	3 y bonds
- Oblig.e qeverise 5 vjecare	4,009,077	5 y bonds
- Oblig.e qeverise 7 vjecare	9,951,700	7 y bonds
GDP	1,407,016	GDP
Financimi i Deficitit / GDP	1.79%	Deficit financing / GDP
Instrumenta Afatshkurter / GDP	0.22%	Short term instruments / GDP
Instrumenta Afatgjate / GDP	1.57%	Long term instruments / GDP

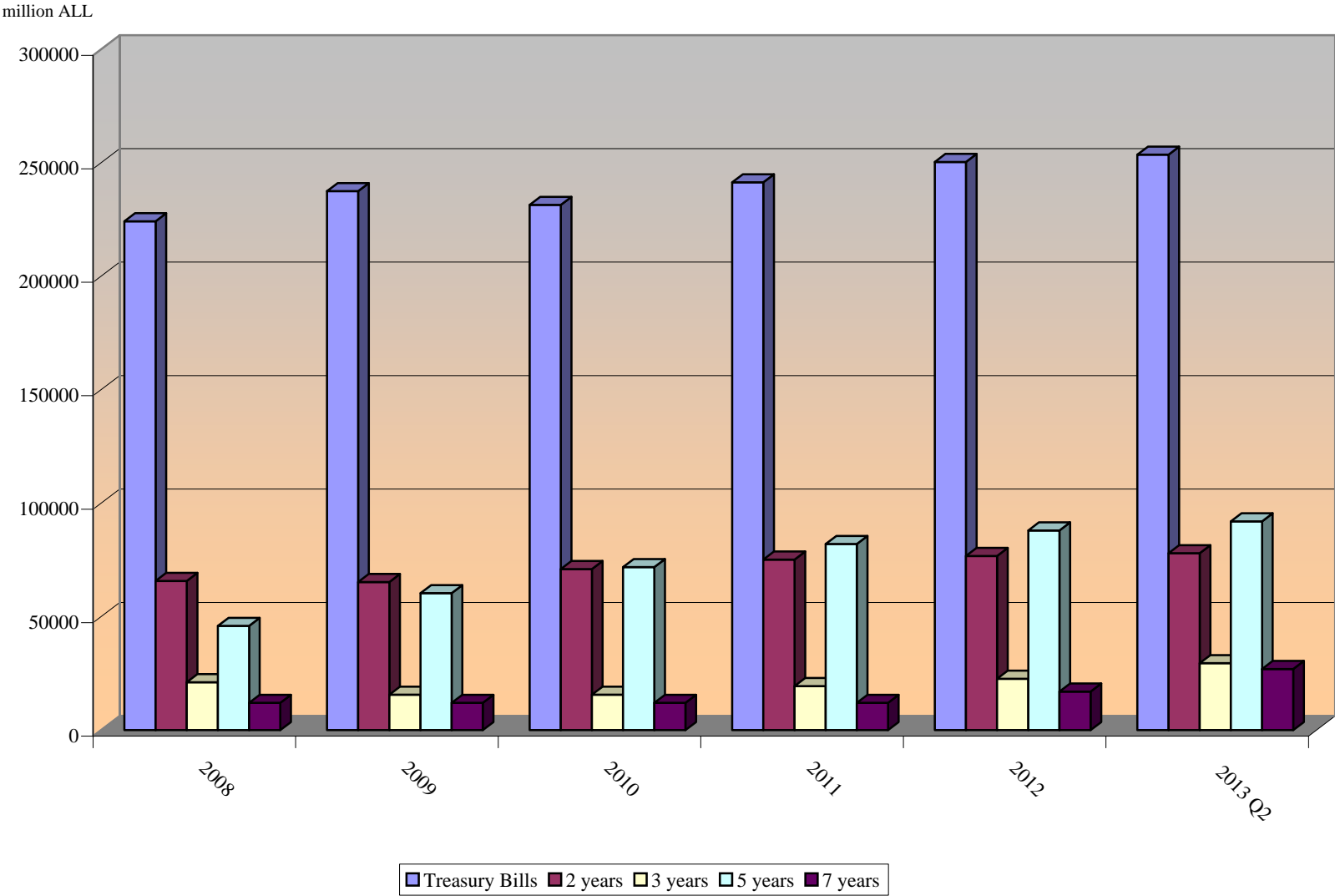
Stoku i Borxhit te Brendshem sipas instrumentave
Domestic Debt Stock by Instruments



Ecuria e instrumentave te borxhit te brendshem
Evolution of Domestic Debt Instruments

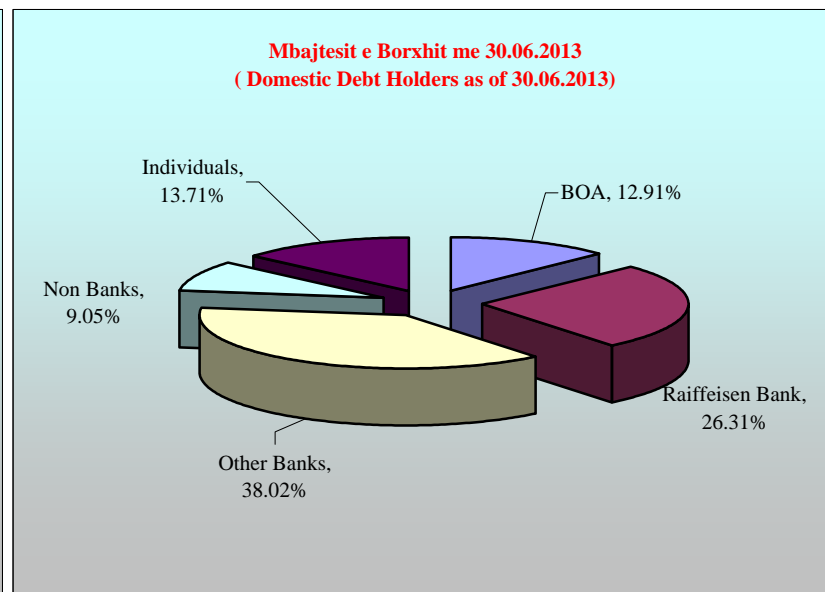
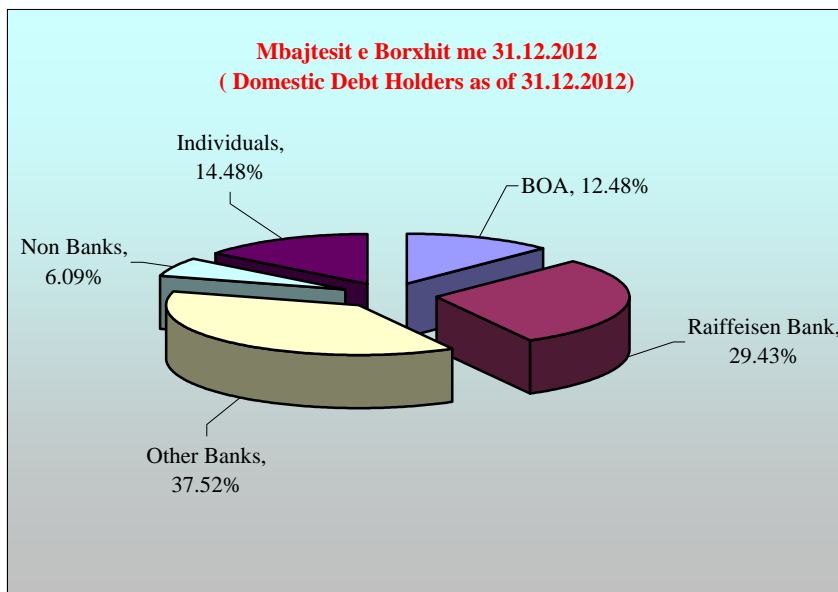


**Evolution of Government Securities
Ecuria e Instrumentave te Borxhit te Brendshem**



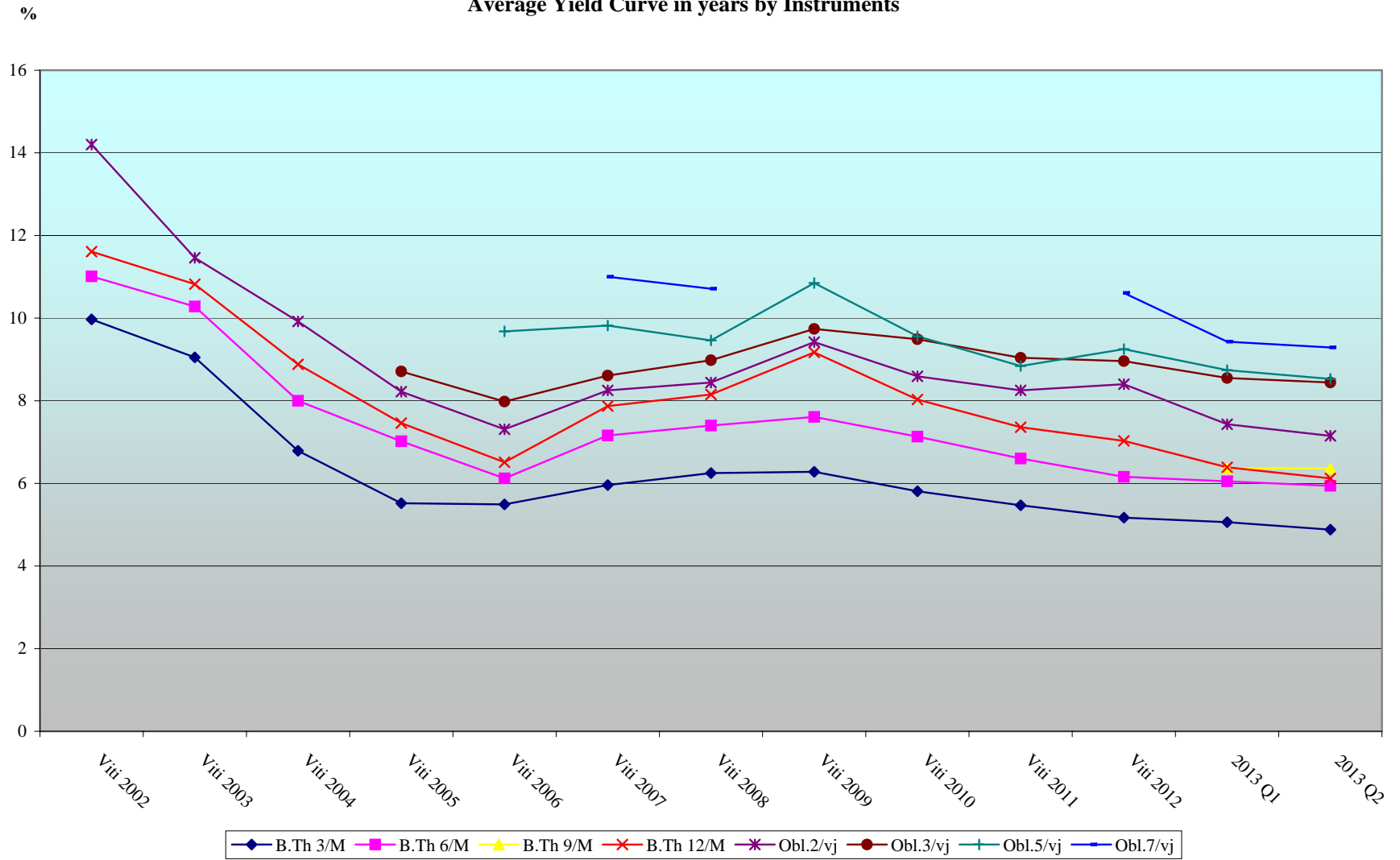
Mbajtesit e Borxhit te Brendshem * ne Çmim Blerje
Domestic Debt Holders * in Purchase Value

	31.12.2008	31.12.2009	31.12.2010	31.12.2011	31.12.2012	30.06.2013	
BOA	17.75%	17.66%	15.41%	14.30%	12.48%	12.91%	BOA
Raiffeisen Bank	36.88%	34.57%	34.90%	34.20%	29.43%	26.31%	Banka Raiffeisen
Other Banks	34.58%	34.33%	34.40%	34.85%	37.52%	38.02%	Bankat e tjera
Non Banks	2.46%	2.68%	3.21%	3.73%	6.09%	9.05%	Jo Banka
Individuals	8.33%	10.76%	12.08%	12.92%	14.48%	13.71%	Individet

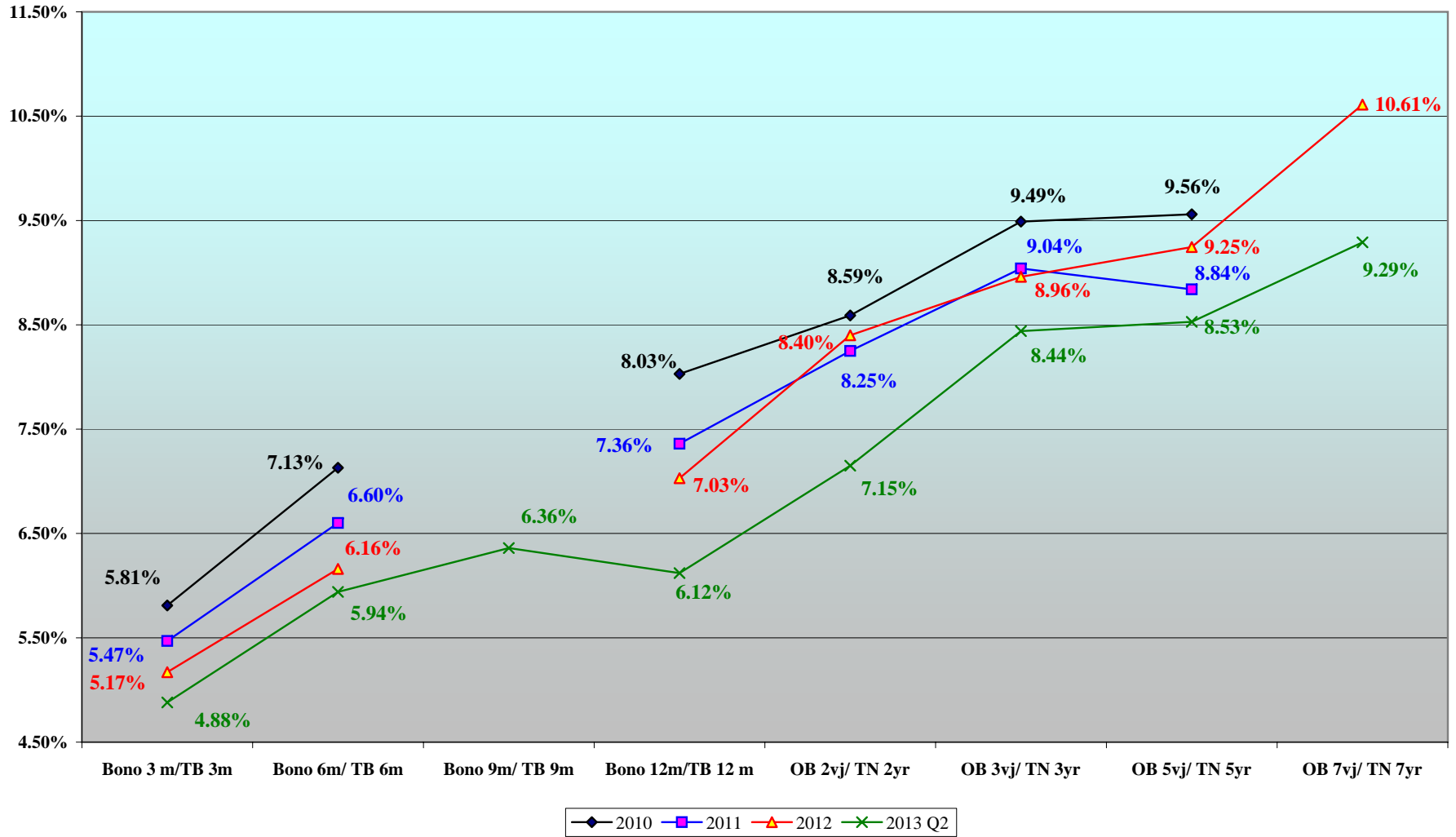


***) Nuk perfshihen Rivleresimi i valutes dhe Garancite.**
Foreign exchange reserves reevaluation and Guarantees are not included

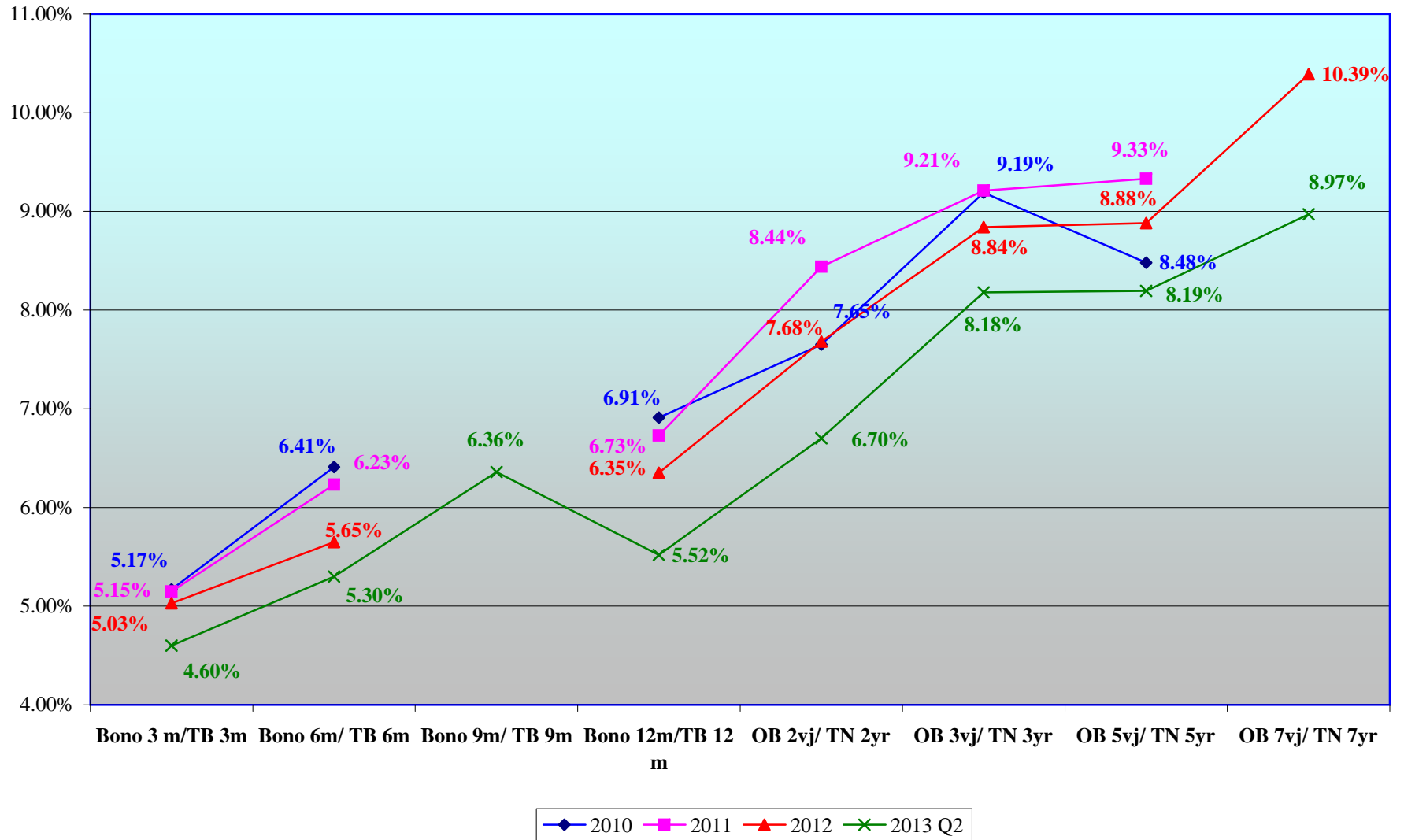
Interesi mes. ponderuar i Letrave me vlere ne vite sipas Instrumentave
Average Yield Curve in years by Instruments



Kurba e Yield-it te Letrave me Vlere mes. Pond.
Average Yield Curve Of Albanian Securities



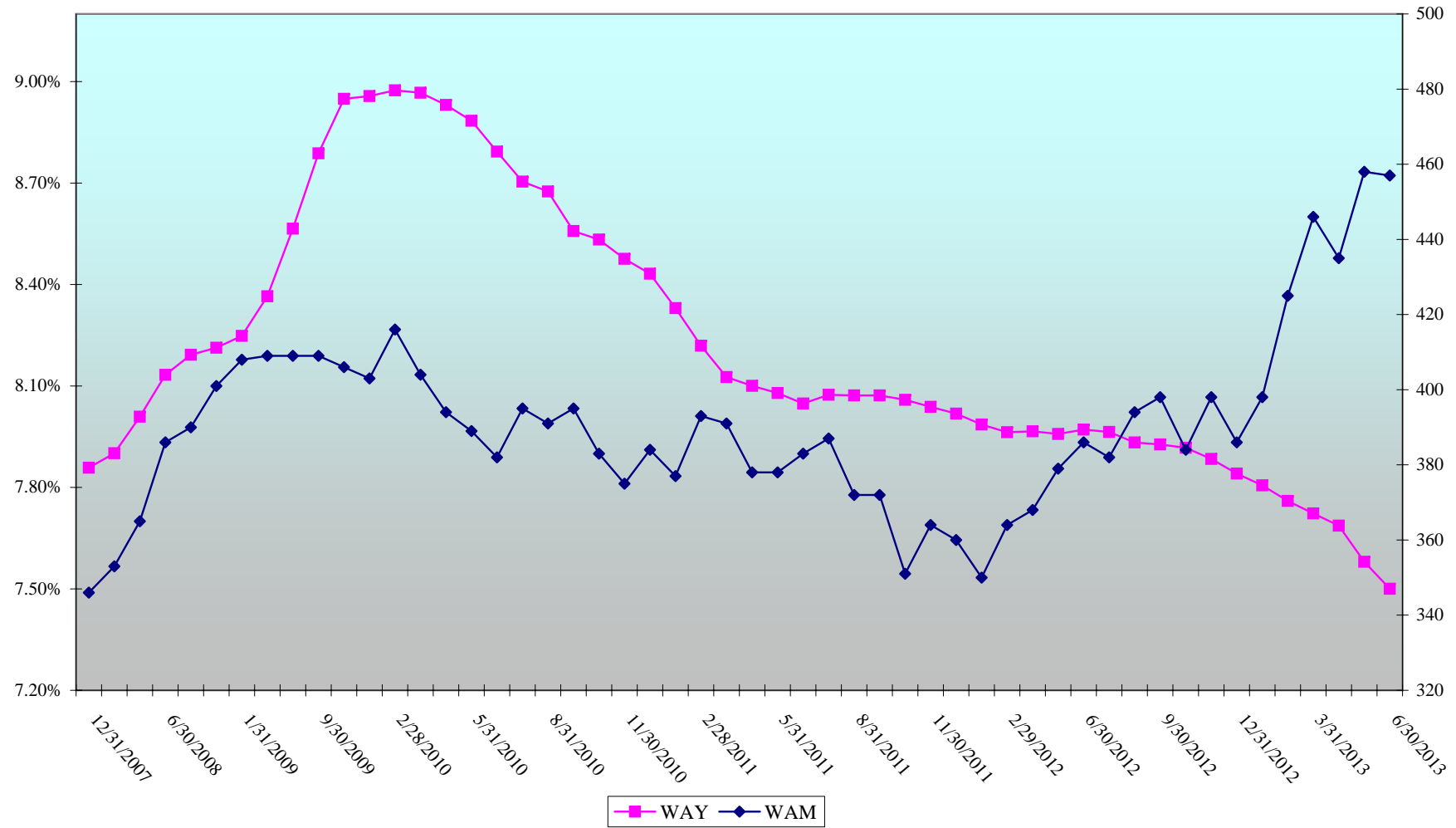
Kurba e Yield-it te Letrave me Vlere (te dhenat e ankandit te fundit)
Yield Curve Of Albanian Securities (end of period data)



Letrat me vlere te Qeverise
Yield Mesatar & Dite Mesatare ne maturim
Albanian Government Securities
Weighted Average Yield & Weighted Average Maturity

Yield

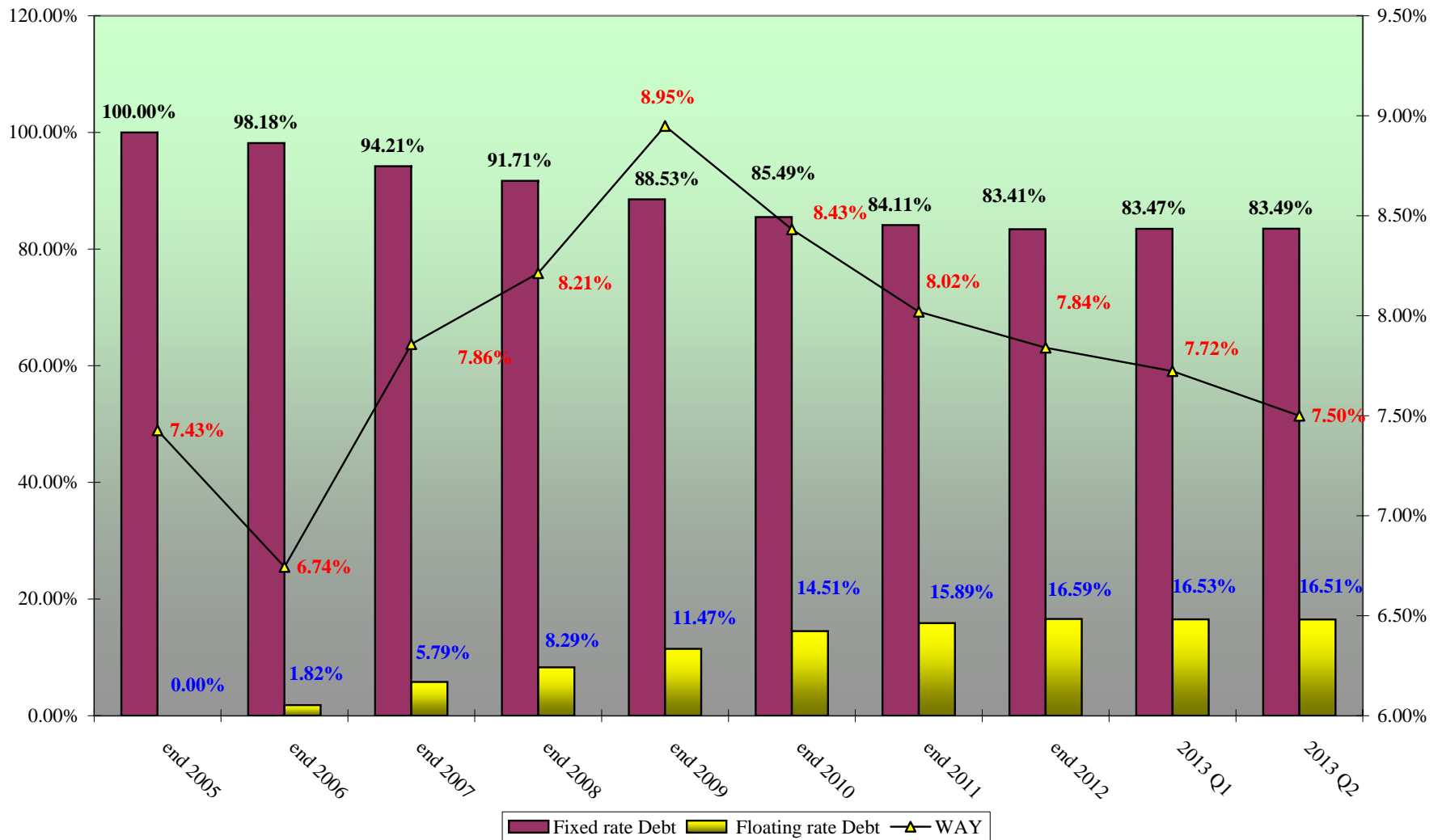
Days



Dite Mesatare ne Maturim & Yield-i Mesatar i Ponderuar
Weighted Average Maturity & Weighted Average Yield

	Average Maturity	Average Yield	Averg. Mat Pa BOA	Averg Yield Pa BOA
31.12.2005	195	7.427	223	7.589
31.12.2006	242	6.744	284	6.807
31.12.2007	346	7.858	409	8.070
31.12.2008	401	8.213	470	8.461
31.01.2009	408	8.248	475	8.507
29.02.2009	414	8.304	485	8.572
31.03.2009	409	8.365	485	8.647
30.04.2009	408	8.422	482	8.702
31.05.2009	416	8.511	492	8.791
30.06.2009	409	8.565	486	8.844
31.07.2009	419	8.656	494	8.950
31.08.2009	419	8.727	492	9.000
30.09.2009	409	8.788	481	9.068
31.10.2009	402	8.844	471	9.129
30.11.2009	406	8.922	475	9.207
31.12.2009	406	8.949	471	9.236
31.01.2010	403	8.957	465	9.255
28.02.2010	416	8.974	484	9.289
31.03.2010	404	8.967	472	9.286
30.04.2010	394	8.931	460	9.263
31.05.2010	389	8.884	456	9.218
30.06.2010	382	8.793	445	9.120
31.07.2010	395	8.704	456	9.030
31.08.2010	391	8.675	455	8.998
30.09.2010	395	8.558	460	8.878
31.10.2010	383	8.533	448	8.857
30.11.2010	375	8.476	442	8.797
31.12.2010	384	8.432	438	8.705
31.01.2011	377	8.33	425	8.603
28.02.2011	393	8.219	442	8.497
31.03.2011	391	8.126	438	8.397
30.04.2011	378	8.100	424	8.368
31.05.2011	378	8.079	425	8.339
30.06.2011	383	8.048	429	8.293
31.07.2011	387	8.074	432	8.304
31.08.2011	372	8.072	416	8.297
30.09.2011	372	8.072	417	8.296
31.10.2011	351	8.059	395	8.285
30.11.2011	364	8.038	411	8.107
31.12.2011	360	8.018	404	8.256
31.01.2012	350	7.986	391	8.241
29.02.2012	364	7.963	405	8.213
31.03.2012	368	7.966	408	8.212
30.04.2012	359	7.956	396	8.197
31.05.2012	379	7.958	418	8.202
30.06.2012	386	7.971	428	8.220
31.07.2012	382	7.964	421	8.210
31.08.2012	394	7.933	437	8.190
30.09.2012	398	7.927	442	8.162
31.10.2012	384	7.917	428	8.145
30.11.2012	398	7.884	442	8.101
31.12.2012	386	7.840	428	8.049
31.01.2013	398	7.806	438	8.023
28.02.2013	425	7.760	469	8016
31.03.2013	446	7.723	491	7.942
30.04.2013	435	7.687	480	7.904
31.05.2013	458	7.580	505	7.813
30.06.2013	457	7.500	505	7.730

Ecuria e Struktures se Borxhit te Brendshem & Yield-I Mesatar i Ponderuar
Evolution of Domestic Debt Structure and Weighted Average Yield



**BORXHI I JASHEM* AFATGJATE I SHQIPERISE
TE DHENA PERMBLEDHESE**

**LONG-TERM EXTERNAL PUBLIC DEBT*
SUMMARIZED DATA**

Klasifikimi	Deri ne 31.12.2007 Up to 31.12.2007	2008	2009	2010	2011	2012	6M 2013	GJITHSEJ TOTAL	(in million EUR)
									Classification
I.TE DHENA KUMULATIVE									
Borxhi Neto	1,211.16	1,578.56	1,939.10	2,219.49	2,403.62	2,561.95	2,636.58	2,636.58	I. CUMULATIVE DATA (STOCK)
Terheqjet	1,691.49	2,070.68	2,466.52	2,939.41	3,161.42	3,439.27	3,572.50	3,572.50	Debt Outstanding Disbursed (DOD)
Pagesat e Borxhit	458.43	534.62	641.62	950.61	1,080.91	1,223.03	1,284.78	1,284.78	Drawings
-Principal	241.89	287.77	344.94	603.93	678.32	762.97	808.99	808.99	Debt Service
-Interes	216.51	246.85	296.68	346.68	402.59	460.06	475.79	475.79	-Principal
Borxhi i nenshkuar i paterhequr	667.22	785.59	718.28	765.62	856.05	757.54	674.08	674.08	-Interest
II. TE DHENA VJETORE									
Terheqjet	125.09	379.19	395.84	472.89	222.01	277.85	133.23	2,006.10	Drawings
Pagesat e Borxhit	63.68	75.98	107.00	309.00	130.30	142.12	61.75	890.06	Debt Service
-Principal	40.67	45.60	57.17	259.00	74.39	84.65	46.02	607.77	-Principal
-Interes	23.01	30.38	49.83	50.00	55.91	57.47	15.73	282.29	-Interest

*) Përfshin borxhin shtetëror dhe shtetëror të garantuar (Tabela I.1 + Tabela I.2)

**) Përfshihen të dhënat për periudhën 1991-2007

**) Deri më 30.06.2013, të dhëna paraprake

Ne këto Tabela nuk përfshihen kredia e FMN-se

*) Includes Central Government and Central Government Guaranteed debt (Table I.1 + Table I.2)

**) Cumulative data (1991-2007)

**) As of June 30, 2013, data are preliminary

IMF credit is not included

**BORXHI I JASHEM I QEVERISE QENDRORE
TE DHENA PERMBLEDHESE**

**CENTRAL GOVERNMENT EXTERNAL DEBT
SUMMARIZED DATA**

(in million EUR)

Klasifikimi	Deri ne 31.12.2007 Up to 31.12.2007	2008	2009	2010	2011	2012	2013 6M	GJITHSEJ TOTAL	Classification
I. TE DHENA KUMULATIVE									I. CUMULATIVE DATA (STOCK)
Borxhi Neto	986.15	1,323.35	1,647.37	1,932.15	2,118.16	2,291.23	2,400.45	2,400.45	Debt Outstanding Disbursed (DOD)
Terheqjet	1,409.92	1,753.71	2,097.45	2,558.58	2,764.34	3,031.95	3,161.11	3,161.11	Drawings
Pagesat e Borxhit	384.85	441.95	526.21	808.71	911.29	1,023.83	1,071.90	1,071.90	Debt Service
-Principal	200.56	235.00	277.13	516.48	570.23	632.40	667.58	667.58	-Principal
-Interes	184.27	207.17	249.08	292.23	341.06	391.43	404.32	404.32	-Interest
Borxhi i nenshkruar i paterhequr	533.32	673.28	658.06	717.17	823.84	735.58	656.19	656.19	Committed Undisbursed Balance (CUB)
II. TE DHENA VJETORE									II. ANNUAL DATA (FLOWS)
Terheqjet	90.45	343.79	343.74	461.13	205.76	267.61	129.16	1,841.64	Drawings
Pagesat e Borxhit	48.48	57.34	84.04	282.50	102.58	112.54	48.07	735.56	Debt Service
-Principal	32.00	34.44	42.13	239.35	53.75	62.17	35.18	499.02	-Principal
-Interes	16.49	22.90	41.91	43.15	48.83	50.37	12.89	236.54	-Interest

*) Përfshihen të dhënat për periudhën 1991-2007

**) Deri më 30.06.2013, të dhëna paraprake

Ne këto tabele nuk përfshihen kredia e FMN-se

*) Cumulative data (1991-2007)

**) As of June 30, 2013, data are preliminary

IMF credit is not included

**BORXHI I JASHEM I GARANTUAR NGA QEVERIA QENDRORE
TE DHENA PERMBLEDHESE**

**CENTRAL GOVERNMENT GUARANTEED DEBT
SUMMARIZED DATA**

(in million EUR)

Klasifikimi	Deri ne 31.12.2007 Up to 31.12.2007	2008	2009	2010	2011	2012	2013 6M	GJITHSEJ TOTAL	Classification
I. TE DHENA KUMULATIVE									I. CUMULATIVE DATA (STOCK)
Borxhi Neto	225.01	255.21	291.73	287.34	285.46	270.72	236.13	236.13	Debt Outstanding Disbursed (DOD)
Terheqjet	281.57	316.97	369.07	380.83	397.08	407.32	411.39	411.39	Drawings
Pagesat e Borxhit	73.58	92.45	115.41	141.91	169.63	199.20	212.88	212.88	Debt Service
-Principjal	41.33	52.77	67.81	87.45	108.09	130.57	141.41	141.41	-Principal
-Interes	32.24	39.68	47.60	54.45	61.53	68.63	71.47	71.47	-Interest
Borxhi i nenshkruar i paterhequr	133.90	112.31	60.22	48.45	32.21	21.96	17.89	17.89	Committed Undisbursed Balance (CUB)
II. TE DHENA VJETORE									II. ANNUAL DATA (FLOWS)
Terheqjet	34.64	35.40	52.10	11.76	16.25	10.24	4.07	164.46	Drawings
Pagesat e Borxhit	15.19	18.88	22.96	26.50	27.72	29.58	13.68	154.50	Debt Service
-Principjal	8.67	11.44	15.04	19.65	20.64	22.48	10.84	108.75	-Principal
-Interes	6.52	7.44	7.92	6.85	7.08	7.10	2.84	45.76	-Interest

*) Perfshihen te dhenat per periudhen 1991-2007

**) Deri me 30.06.2013, te dhena paraprake

*) Cumulative data (1991-2007)

**) As of June 30, 2013, data are preliminary

BORXHI I JASHEM* AFATGJATE I SHQIPERISE
TERHEQJET NE VITE NGA KREDITE E HUAJA SIPAS KREDITOREVE
LONG-TERM EXTERNAL PUBLIC DEBT*
DRAWINGS BY YEARS AND BY CREDITORS

(in million EUR)

Sipas kreditoreve	Deri ne 31.12.2007 Up to 31.12.2007	2008	2009	2010	2011	2012	2013		TOTALI	By Creditors
							3M	6M		
-Shumepalesh (I)	1,009.94	112.97	136.80	111.20	165.24	220.03	41.46	56.62	1,854.25	-Multilateral (I)
CEB	18.38	15.41	21.83	21.30	25.14	8.68	-	2.50	113.24	CEB
IBRD	3.85	8.08	4.94	2.32	21.10	8.20	1.33	3.25	53.07	IBRD
EC	9.00	-	-	-	-	-	-	-	9.00	EC
EBRD	95.62	24.93	32.24	14.38	36.05	37.88	4.22	7.20	252.52	EBRD
EIB	130.32	31.76	28.19	27.28	29.65	31.52	5.50	15.00	299.22	EIB
IDA	660.07	18.53	25.02	19.61	17.26	21.66	4.25	2.22	768.62	IDA
IDB	39.01	9.45	14.80	13.38	30.19	79.46	24.82	26.11	237.21	IDB
IFAD	30.46	1.51	1.41	2.17	1.22	1.68	0.19	-	38.64	IFAD
OPEC	23.22	3.30	8.36	10.76	4.63	30.95	1.15	0.34	82.72	OPEC
-Dypalesh (II)	590.07	36.22	66.44	63.20	56.77	57.82	16.07	19.08	905.66	-Bilateral (II)
AUSTRIA	4.51	-	5.03	2.46	6.35	10.47	1.06	0.25	30.12	AUSTRIA
BULLGARI	0.08	-	-	-	-	-	-	-	0.08	BULGARIA
ÇEKI	8.49	-	-	-	-	-	-	-	8.49	CZECH REP.
GREQI	49.35	-	-	-	-	-	-	-	49.35	GREECE
GJERMANI	125.75	10.74	24.79	15.04	17.79	9.85	8.27	2.09	214.32	GERMANY
HUNGARI	11.92	-	-	-	-	-	-	-	11.92	HUNGARY
ITALI	141.47	17.10	23.24	39.19	29.28	18.12	1.11	2.99	272.51	ITALY
JAPONI	52.71	-	-	2.29	1.32	1.09	0.30	0.33	58.05	JAPAN
JUGOSLLAVI	0.05	-	-	-	-	-	-	-	0.05	YUGOSLAVIA
MAQEDONI	2.39	-	-	-	-	-	-	-	2.39	FYROM
TURQI	26.86	-	-	-	-	-	-	-	26.86	TURKEY
KUVAIT	39.13	3.04	2.46	2.50	0.83	3.46	1.16	-	52.57	KUWAIT
KINE	41.09	-	-	-	-	-	-	-	41.09	CHINA
KOREA	21.85	0.21	-	-	-	-	-	-	22.05	SOUTH KOREA
POLONI	0.92	-	-	-	-	-	-	-	0.92	POLAND
RUMANI	4.50	-	-	-	-	-	-	-	4.50	ROMANIA
SPANJE	0.95	0.74	5.02	-	-	-	-	-	6.71	SPAIN
SLOVAKI	4.30	-	-	-	-	-	-	-	4.30	SLOVAKIA
SUEDI	3.14	-	-	-	-	-	-	-	3.14	SWEDEN
NORVEGJI	28.86	-	-	-	-	-	4.17	13.42	46.45	NORWAY
ABU DHABI	-	-	-	-	-	13.64	-	-	13.64	ABU DHABI
ARABIA SAUDITE	-	-	-	-	0.80	1.17	-	-	1.97	SAUDI ARABIA
HOLLANDE	-	4.40	5.90	1.72	0.40	0.02	-	-	12.43	NETHERLANDS
RUSIA	0.73	-	-	-	-	-	-	-	0.73	RUSSIA
SERBIA	5.93	-	-	-	-	-	-	-	5.93	SERBIA
ZVICRA	4.47	-	-	-	-	-	-	-	4.47	SWITZERLAND
MALI I ZI	0.43	-	-	-	-	-	-	-	0.43	MONTENEGRO
KROACIA	4.47	-	-	-	-	-	-	-	4.47	CROATIA
SLLOVENIA	2.91	-	-	-	-	-	-	-	2.91	SLOVENIA
BOSNJA-HERCEGOV	2.82	-	-	-	-	-	-	-	2.82	BOSNIA-HERCEG
Kreditore Private (III)	-	230.00	192.60	298.49	-	-	-	-	721.09	Private Creditors (III)
Kreditore Private	-	230.00	192.60	-	-	-	-	-	422.60	Private Creditors
EUROBONDI	-	-	-	298.49	-	-	-	-	298.49	EUROBOND
-Klubi i Parisit (IV)	91.49	-	-	-	-	-	-	-	91.49	-Paris Club (IV)
AUSTRI	8.85	-	-	-	-	-	-	-	8.85	AUSTRIA
ANGLI	0.02	-	-	-	-	-	-	-	0.02	UNITED KINGDOM
DANIMARKE	0.12	-	-	-	-	-	-	-	0.12	DENMARK
FRANCE	21.85	-	-	-	-	-	-	-	21.85	FRANCE
GJERMANI	13.14	-	-	-	-	-	-	-	13.14	GERMANY
HOLLANDE	1.18	-	-	-	-	-	-	-	1.18	NETHERLANDS
ITALI	7.57	-	-	-	-	-	-	-	7.57	ITALY
JAPONI	0.24	-	-	-	-	-	-	-	0.24	JAPAN
RUSI	38.52	-	-	-	-	-	-	-	38.52	RUSSIA
GJITHSEJ (I+II+III+IV)	1,691.49	379.19	395.83	472.88	222.01	277.85	57.53	75.70	3,572.49	TOTAL (I+II+III+IV)

*) Përfshin borxhin shtetëror dhe shtetëror të garantuar (Tabela II.1 + Tabela II.2)

Ne kete tabelë nuk përfshihen kredia e FMN-se

**) Deri me 30.06.2013, të dhëna paraprake

*) Includes Central Government and Central Government Guaranteed debt

IMF credit is not included

**) As of June 30, 2013, data are preliminary

BORXHI I JASHEM I QEVERISE QENDRORE
TERHEQJET NE VITE NGA KREDITE E HUAJA SIPAS KREDITOREVE

CENTRAL GOVERNMENT EXTERNAL DEBT
DRAWINGS BY YEARS AND BY CREDITORS

(in million EUR)

Sipas kreditoreve	Deri ne 31.12.2007 Up to 31.12.2007	2008	2009	2010	2011	2012	2013		TOTALI	By Creditors
							3M	6M		
-Shumepalesh (I)	889.79	83.58	103.69	105.42	156.12	211.01	38.58	55.82	1,644.01	-Multilateral (I)
CEB	18.38	15.41	21.83	21.30	25.14	8.68		2.50	113.24	CEB
IBRD	3.85	8.08	4.94	2.32	21.10	8.20	1.33	3.25	53.07	IBRD
EC	9.00	-	-	-	-	-	-	-	9.00	EC
EBRD	24.13	10.54	10.14	8.60	26.93	28.86	1.34	6.40	116.94	EBRD
EIB	81.67	16.76	17.19	27.28	29.65	31.52	5.50	15.00	224.57	EIB
IDA	660.07	18.53	25.02	19.61	17.26	21.66	4.25	2.22	768.62	IDA
IDB	39.01	9.45	14.80	13.38	30.19	79.46	24.82	26.11	237.21	IDB
IFAD	30.46	1.51	1.41	2.17	1.22	1.68	0.19	-	38.64	IFAD
OPEC	23.22	3.30	8.36	10.76	4.63	30.95	1.15	0.34	82.72	OPEC
-Dypalesh (II)	428.70	30.21	47.45	57.21	49.64	56.60	15.68	19.08	704.55	-Bilateral (II)
AUSTRIA	4.51	-	5.03	2.46	6.35	10.47	1.06	0.25	30.12	AUSTRIA
BULLGARI	0.08	-	-	-	-	-	-	-	0.08	BULGARIA
ÇEKI	8.49	-	-	-	-	-	-	-	8.49	CZECH REP.
GREQI	40.54	-	-	-	-	-	-	-	40.54	GREECE
GJERMANI	78.63	6.08	5.80	9.16	13.14	9.64	8.27	2.09	132.81	GERMANY
HUNGARI	11.92	-	-	-	-	-	-	-	11.92	HUNGARY
ITALI	94.43	15.95	23.24	39.08	26.80	17.11	0.72	2.99	220.33	ITALY
JAPONI	16.15	-	-	2.29	1.32	1.09	0.30	0.33	21.48	JAPAN
JUGOSLLAVI	0.05	-	-	-	-	-	-	-	0.05	YUGOSLAVIA
MAQEDONI	2.39	-	-	-	-	-	-	-	2.39	FYROM
TURQI	26.86	-	-	-	-	-	-	-	26.86	TURKEY
KUVAIT	39.13	3.04	2.46	2.50	0.83	3.46	1.16	-	52.57	KUWAIT
KINE	41.09	-	-	-	-	-	-	-	41.09	CHINA
POLONI	0.92	-	-	-	-	-	-	-	0.92	POLAND
RUMANI	4.50	-	-	-	-	-	-	-	4.50	ROMANIA
SPANJE	0.95	0.74	5.02	-	-	-	-	-	6.71	SPAIN
SLOVAKI	4.30	-	-	-	-	-	-	-	4.30	SLOVAKIA
SUEDI	3.14	-	-	-	-	-	-	-	3.14	SWEDEN
NORVEGJI	28.86	-	-	-	-	-	-	-	28.86	NORWAY
ABU DHABI	-	-	-	-	-	13.64	4.17	13.42	31.23	ABU DHABI FUND
ARABIA SAUDITE	-	-	-	-	0.80	1.17	-	-	1.97	SAUDI ARABIA
HOLLANDE	-	4.40	5.90	1.72	0.40	0.02	-	-	12.43	NETHERLANDS
RUSIA	0.73	-	-	-	-	-	-	-	0.73	RUSSIA
SERBIA	5.93	-	-	-	-	-	-	-	5.93	SERBIA
ZVICRA	4.47	-	-	-	-	-	-	-	4.47	SWITZERLAND
MALI I ZI	0.43	-	-	-	-	-	-	-	0.43	MONTENEGRO
KROACIA	4.47	-	-	-	-	-	-	-	4.47	CROATIA
SLOVENIA	2.91	-	-	-	-	-	-	-	2.91	SLOVENIA
BOSNJA-HERCEGOV	2.82	-	-	-	-	-	-	-	2.82	BOSNIA-HERCEG
Kreditor Privat (III)	-	230.00	192.60	298.49	-	-	-	-	721.09	Private Creditors (III)
Kreditor Private kredi	-	230.00	192.60	-	-	-	-	-	422.60	Private Creditors Loans
EUROBONDI	-	-	-	298.49	-	-	-	-	298.49	EUROBOND
-Klubi i Parisit (IV)	91.44	-	-	-	-	-	-	-	91.44	-Paris Club (IV)
AUSTRI	8.85	-	-	-	-	-	-	-	8.85	AUSTRIA
ANGLI	0.02	-	-	-	-	-	-	-	0.02	UNITED KINGDOM
DANIMARKE	0.12	-	-	-	-	-	-	-	0.12	DENMARK
FRANCE	21.85	-	-	-	-	-	-	-	21.85	FRANCE
GJERMANI	13.14	-	-	-	-	-	-	-	13.14	GERMANY
HOLLANDE	1.18	-	-	-	-	-	-	-	1.18	NETHERLANDS
ITALI	7.57	-	-	-	-	-	-	-	7.57	ITALY
JAPONI	0.20	-	-	-	-	-	-	-	0.20	JAPAN
RUSI	38.52	-	-	-	-	-	-	-	38.52	RUSSIA
GJITHSEJ (I+II+III+IV)	1,409.92	343.79	343.74	461.12	205.76	267.61	54.26	74.90	3,161.09	TOTAL (I+II+III+IV)

Ne kete tabelë nuk përfshihen kredita e FMN-se

** Deri me 30.06.2013, të dhëna paraprake

IMF credit is not included

** As of June. 30, 2013, data are preliminary

**BORXHI I JASHEM I GARANTUAR NGA QEVERIA QENDRORE
TERHEQJET NE VITE NGA KREDITE E HUAJA SIPAS KREDITOREVE**

**CENTRAL GOVERNMENT GUARANTEED DEBT
DRAWINGS BY YEARS AND BY CREDITORS**

(in million EUR)

Sipas kreditoreve	Deri ne 31.12.2007 Up to 31.12.2007	2008	2009	2010	2011	2012	2013		GJITHSEJ TOTAL	By Creditors
							3M	6M		
-Shumepalesh (I)	120.15	29.39	33.10	5.77	9.12	9.02	2.88	0.80	210.24	-Multilateral (I)
EBRD	71.50	14.39	22.10	5.77	9.12	9.02	2.88	0.80	135.59	EBRD
EIB	48.65	15.00	11.00	-	-	-	-	-	74.65	EIB
-Dypalesh (II)	161.37	6.01	18.99	5.99	7.13	1.22	0.39	-	201.11	-Bilateral (II)
GJERMANI	47.12	4.66	18.99	5.88	4.65	0.21	-	-	81.51	GERMANY
GREQI	8.80	-	-	-	-	-	-	-	8.80	GREECE
ITALI	47.04	1.15	-	0.11	2.48	1.01	0.39	-	52.18	ITALY
JAPONI	36.56	-	-	-	-	-	-	-	36.56	JAPAN
KOREA	21.85	0.21	-	-	-	-	-	-	22.05	SOUTH KOREA
-Klubi Parisit (III)	0.05	-	-	-	-	-	-	-	0.05	-Paris Club (III)
JAPONI	0.05	-	-	-	-	-	-	-	0.05	JAPAN
GJITHSEJ (I+II+III)	281.57	35.40	52.10	11.76	16.25	10.24	3.27	0.80	411.40	TOTAL (I+II+III)

**) Deri me 30.06.2013, te dhena paraprake

**) As of June. 30, 2013, data are preliminary

TABELA III - TABLE III

**BORXHI I JASHEM* AFATGJATE I SHQIPERISE
TERHEQJET NE VITE SIPAS SEKTOREVE EKONOMIKE**

**LONG-TERM EXTERNAL PUBLIC DEBT*
DRAWINGS BY ECONOMIC SECTORS**

(in million EUR)

Sipas sektoreve ekonomike	Deri ne 31.12.2007 Up to 31.12.2007	2008	2009	2010	2011	2012	2013 6M	GJITHSEJ TOTAL	By Economic Sectors
ADMINISTRATA SHTETERORE	32.88	-	-	-	-	-	-	32.88	Public Administration
ARESIMI	36.32	9.72	4.13	4.10	5.83	9.12	0.71	69.93	Education
BILANCI I PAGESAVE	18.35	-	-	-	-	-	-	18.35	Balance of Payment
BUJQESI, UJITJE	123.30	10.03	6.28	2.79	0.53	-	-	142.93	Agriculture-Irrigation
ENERGJETIKE	300.77	44.80	85.76	39.96	33.08	17.82	15.34	537.53	Energy
IMPORT MALLRASH DHE PAJISJESH	54.74	-	-	-	-	-	-	54.74	Import of Goods and Services
INDUSTRI E LEHTE	2.56	-	-	-	-	-	-	2.56	Light Industry
INFRASTRUKTURE URBANE DHE RURALE	48.76	7.21	4.78	1.96	3.28	0.56	0.68	67.24	Urban and Rural Infrastructure
KLUBI I PARISIT DHE RISKEDULIME TE TJERA	225.01	-	-	-	-	-	-	225.01	Paris Club & Other Rescheduling
MBESHETJE PER BUXHETIN	241.93	-	192.60	298.49	18.10	-	-	751.12	Budgetary Support
MBROJTJA	8.90	-	-	1.83	0.45	1.79	2.16	15.13	Defence
MBROJTJA E MJEDISIT	2.52	0.26	0.25	1.02	0.48	1.05	1.00	6.58	Environmental Protection
PYJE	7.22	-	-	-	-	-	-	7.22	Forestry
SHENDETESI	46.28	2.73	15.46	8.44	10.08	10.75	0.18	93.92	Health
SIGURIME SHOQ./TREGU I PUNES	13.20	2.83	0.17	0.31	0.73	1.80	2.64	21.67	Social Safety/Labor Market
STREHIMI	14.07	2.19	5.03	4.10	1.79	0.43	-	27.61	Housing
TELEKOMUNIKACION	14.69	-	-	-	-	-	-	14.69	Telecommunication
TRANSPORT	266.84	278.46	61.27	71.38	120.52	193.22	101.20	1,092.89	Transport
TRANSPORTI AJROR	23.64	-	-	-	-	-	-	23.64	Air Transport
TRANSPORTI HEKURUDHOR	3.10	-	-	-	-	-	-	3.10	Rail Transport
UJESJELLESA/KANALIZIME	105.56	13.80	17.71	22.16	21.38	25.48	9.03	215.12	Water Supply and Sewerage
ZHVILL. SEK.PRIVAT	42.10	5.13	0.00	11.23	1.61	13.79	(0.01)	73.86	Enterprise Sector Development
TE TJERA	26.53	-	-	-	-	-	-	26.53	Other
ZHVILLIMI RURAL	32.23	2.03	2.41	5.11	4.14	2.03	0.30	48.25	Rural Development
GJITHSEJ	1,691.49	379.20	395.84	472.90	222.00	277.84	133.23	3,572.50	TOTAL

*) Perfshin borxhin shtetëror dhe shtetëror të garantuar

**) Deri më 30.06.2013, të dhëna paraprake

Ne këtë tabelë nuk përfshihen kredia e FMN-se

*) Includes Central Government and Central Government Guaranteed debt

**) As of June. 30, 2013, data are preliminary

IMF credit is not included

**BORXHI I JASHEM* AFATGJATE I SHQIPERISE
BORXHI NETO SIPAS KREDITOREVE**

**LONG-TERM EXTERNAL PUBLIC DEBT*
DEBT OUTSTANDING DISBURSED BY CREDITORS**

(in million EUR)

Sipas kreditoreve	31.12.2008	31.12.2009	2010	2011	2012	6M-2013	By Creditors
-Shumepalesh (I)	920.14	1,018.72	1,140.03	1,287.44	1,419.99	1,484.44	-Multilateral (I)
CEB	33.16	54.84	76.17	100.56	108.24	110.05	CEB
EBRD	77.86	97.94	98.66	117.96	138.09	139.07	EBRD
EC	9.00	9.00	9.00	9.00	9.00	9.00	EC
EIB	134.17	155.55	175.49	196.94	218.00	233.90	EIB
IBRD	11.93	16.88	19.20	39.13	45.12	48.61	IBRD
IDA	577.31	587.69	636.83	662.67	662.78	655.29	IDA
IDB	38.63	51.70	66.04	96.84	168.85	218.28	IDB
IFAD	26.03	26.62	29.68	30.89	31.19	30.60	IFAD
OPEC	12.05	18.51	28.97	33.45	38.72	39.64	OPEC
-Dypalesh (II)	357.68	408.85	466.23	506.73	538.69	558.01	-Bilateral (II)
GJERMANI	116.96	139.27	147.79	158.85	160.88	166.51	GERMANY
GREQI	12.94	12.69	12.44	12.18	11.93	11.81	GREECE
AUSTRI		5.03	7.49	13.84	24.31	25.62	AUSTRIA
ITALI	129.87	147.79	181.66	204.99	219.12	221.61	ITALY
JAPONI	45.05	41.57	48.98	51.19	43.10	37.08	JAPAN
KINE	1.32	1.29	1.39	1.44	1.41	1.42	CHINA
KUVAIT	23.73	23.03	26.75	26.19	26.65	26.72	KUWAIT
NORVEGJI	6.14	4.29	2.78	0.96	-	-	NORWAY
HOLLANDE	4.40	9.98	10.60	9.74	8.46	7.81	NETHERLANDS
SPANJE	1.74	6.46	6.97	7.20	7.06	7.13	SPAIN
KOREA	15.52	17.44	19.38	19.33	20.67	19.40	SOUTH KOREA
ABU DHABI					13.15	30.92	ABU DHABI FUND
ARABIA SAUDITE				0.83	1.96	1.98	SAUDI ARABIA
Kreditore private (III)	230.00	422.60	530.00	530.00	530.00	530.00	Private Creditors (III)
KREDITORE PRIVATE	230.00	422.60	230.00	230.00	230.00	230.00	PRIVATE CREDITORS
EUROBONDI			300.00	300.00	300.00	300.00	EUROBOND
-Borxhi i riseduluar (IV) (A+B)	70.75	88.94	83.23	79.45	73.25	64.13	-Rescheduled Debt (IV) (A+B)
-Klubi i Parisit (A)	27.21	25.60	26.58	26.25	24.39	23.86	-Paris Club (A)
GJERMANI	0.33	-	-	-	-	-	GERMANY
ITALI	2.66	2.49	2.41	2.27	2.07	1.98	ITALY
RUSI	24.22	23.11	24.17	23.98	22.32	21.88	RUSSIA
-Te tjere (B)	43.54	63.34	56.66	53.20	48.87	40.27	-Others (B)
TURQI	11.65	9.87	9.01	7.61	5.80	5.03	TURKEY
GREQI		27.70	25.71	22.24	17.54	15.59	GREECE
KINE	16.41	13.75	12.37	10.22	7.50	6.32	CHINA
HUNGARI	5.04	3.94	3.19	2.19	2.15	1.09	HUNGARY
GJERMANI	1.47	0.74	-	-	-	-	GERMANY
RUMANIA	2.50	2.07	1.82	1.47	1.03	0.83	ROMANIA
SLOVAKI	2.16	1.76	1.52	1.18	0.77	0.77	SLOVAK REP.
MALI I ZI					0.20	-	MONTENEGRO
KROACI					3.12	2.10	CROATIA
MAQEDONI					1.36	0.91	FYROM
ÇEKI	4.31	3.51	3.03	2.35	1.54	1.55	CZECH REP.
SLOVENIA					1.46	0.74	SLOVENIA
BOSNJA-HERCEGOVINA					1.87	1.42	BOSNIA-HERCEG
SERBIA				5.94	4.53	3.92	SERBIA
GJITHSEJ (I+II+III+IV)	1,578.57	1,939.11	2,219.49	2,403.62	2,561.94	2,636.58	TOTAL (I+II+III+IV)

*) Përfshin borxhin shtetëror dhe shtetëror të garantuar

Ne këtu tabelat nuk përfshihen kredia e FMN-se

**) Deri më 30.06.2013, të dhëna paraprake

*) Includes Central Government and Central Government Guaranteed debt

IMF credit is not included

**) As of June. 30, 2013, data are preliminary

**BORXHI I JASHTEM I QEVERISE QENDRORE
BORXHI NETO SIPAS KREDITOREVE**

**CENTRAL GOVERNMENT EXTERNAL DEBT
DEBT OUTSTANDING DISBURSED BY CREDITORS**

(in million EUR)

Sipas kreditoreve	31.12.2008	31.12.2009	2010**	2011	2012	6M-2013	By Creditors
-Shumepalesh (I)	813.64	890.11	1,017.75	1,169.04	1,306.11	1,373.95	-Multilateral (I)
CEB	33.16	54.84	76.17	100.56	108.24	110.05	CEB
EBRD	30.42	37.78	43.22	64.64	85.84	88.39	EBRD
EC	9.00	9.00	9.00	9.00	9.00	9.00	EC
EIB	75.12	87.10	108.65	131.86	156.37	174.09	EIB
IBRD	11.93	16.88	19.20	39.13	45.12	48.61	IBRD
IDA	577.31	587.69	636.83	662.67	662.78	655.29	IDA
IDB	38.63	51.70	66.04	96.84	168.85	218.28	IDB
IFAD	26.03	26.62	29.68	30.89	31.19	30.60	IFAD
OPEC	12.05	18.51	28.97	33.45	38.72	39.64	OPEC
-Dypalesh (II)	208.96	245.72	301.17	339.67	381.85	432.37	-Bilateral (II)
GJERMANI	71.17	76.78	83.39	93.77	100.06	130.82	GERMANY
GREQI	4.14	3.89	3.64	3.38	3.13	3.01	GREECE
AUSTRI	-	5.03	7.49	13.84	24.31	25.62	AUSTRIA
ITALI	83.42	103.14	142.52	164.93	180.30	183.27	ITALY
JAPONI	12.89	11.83	15.65	17.40	15.37	13.67	JAPAN
KINE	1.32	1.29	1.39	1.44	1.41	1.42	CHINA
KUVAIT	23.73	23.03	26.75	26.19	26.65	26.72	KUWAIT
NORVEGJI	6.14	4.29	2.78	0.96	-	-	NORWAY
HOLLANDE	4.40	9.98	10.60	9.74	8.46	7.81	NETHERLANDS
SPANJA	1.74	6.46	6.97	7.20	7.06	7.13	SPAIN
ABU DHABI	-	-	-	-	13.15	30.92	ABU DHABI FUND
ARABIA SAUDITE	-	-	-	0.83	1.96	1.98	SAUDI ARABIA
Kreditore Private (III)	230.00	422.60	530.00	530.00	530.00	530.00	Private Creditors(III)
KREDITORE PRIVATE	230.00	422.60	230.00	230.00	230.00	230.00	PRIVATE CREDITORS
EUROBONDI	-	-	300.00	300.00	300.00	300.00	EUROBOND
-Borxhi i riskedullar (IV) (A+B)	70.75	88.94	83.23	79.45	73.26	64.13	-Rescheduled Debt (IV) (A+B)
-Klubi i Parisit (A)	27.21	25.60	26.58	26.25	24.39	23.86	-Paris Club (A)
GJERMANI	0.33	-	-	-	-	-	GERMANY
ITALI	2.66	2.49	2.41	2.27	2.07	1.98	ITALY
RUSI	24.22	23.11	24.17	23.98	22.32	21.88	RUSSIA
-Te tjere (B)	43.54	63.34	56.66	53.20	48.87	40.27	-Others (B)
TURQI	11.65	9.87	9.01	7.61	5.80	5.03	TURKEY
GREQI	-	27.70	25.71	22.24	17.54	15.59	GREECE
KINE	16.41	13.75	12.37	10.22	7.51	6.32	CHINA
HUNGARI	5.04	3.94	3.19	2.19	2.15	1.09	HUNGARY
GJERMANI	1.47	0.74	-	-	-	-	GERMANY
RUMANIA	2.50	2.07	1.82	1.47	1.03	0.83	ROMANIA
SLOVAKI	2.16	1.76	1.52	1.18	0.77	0.77	SLOVAK REP.
MALI I ZI	-	-	-	-	0.20	-	MONTENEGRO
KROACI	-	-	-	-	3.12	-	CROATIA
MAQEDONI	-	-	-	-	1.36	0.91	FYROM
ÇEKI	4.31	3.51	3.03	2.35	1.54	1.55	CZECH REP.
SLOVENIA	-	-	-	-	1.46	0.74	SLOVENIA
BOSNJA-HERCEGOVINA	-	-	-	-	1.87	1.42	BOSNIA-HERCEG
SERBIA	-	-	-	5.94	4.53	3.92	SERBIA
GJITHSEJ (I+II+III+IV)	1,323.35	1,647.37	1,932.15	2,118.16	2,291.23	2,400.45	TOTAL (I+II+III+IV)

Ne kete tabele nuk perfshihet kredia e FMN-se

***) Deri me 30.06.2013, te dhena paraprake

IMF credit is not included

**) As of June. 30, 2013, data are preliminary

**BORXHI I JASHEM I GARANTUAR NGA QEVERIA QENDRORE
BORXHI NETO SIPAS KREDITOREVE**

**CENTRAL GOVERNMENT GUARANTEED DEBT
DEBT OUTSTANDING DISBURSED BY CREDITORS**

(in million EUR)

Sipas kreditoreve	31.12.2008	31.12.2009	2010	2011	2012	6M-2013	By Creditors
-Shumepalesh (I)	106.50	128.61	122.28	118.40	113.88	110.49	-Multilateral (I)
EBRD	47.44	60.16	55.44	53.32	52.25	50.68	EBRD
EIB	59.06	68.45	66.84	65.08	61.63	59.81	EIB
-Dypalesh (II)	148.72	163.13	165.06	167.06	156.84	125.64	-Bilateral (II)
GJERMANI	45.79	62.49	64.40	65.08	60.82	35.69	GERMANY
GREQI	8.80	8.80	8.80	8.80	8.80	8.80	GREECE
ITALI	46.45	44.65	39.14	40.06	38.82	38.34	ITALY
JAPONI	32.15	29.74	33.34	33.79	27.73	23.41	JAPAN
KOREA	15.52	17.44	19.38	19.33	20.67	19.40	SOUTH KOREA
GJITHSEJ (I+II)	255.21	291.73	287.34	285.46	270.72	236.13	TOTAL (I+II)

**) Deri me 30.06.2013, te dhena paraprake

**) As of June. 30, 2013, data are preliminary

TABELA V - TABLE V

BORXHI I JASHEM* AFATGJATE I SHQIPERISE
BORXHI NETO SIPAS MONEDHAVE

LONG-TERM EXTERNAL PUBLIC DEBT*
DOD BY CURRENCY

(in million EUR)

Monedha Currency	2009		2010		2011		2012		6M-2013	
	Amount	%	Amount	%	Amount	%	Amount	%	Amount	%
ACU	51.70	2.67	66.04	2.98	69.63	2.90%	70.72	2.76%	72.05	2.73%
AED							13.15	0.51%	30.92	1.17%
EUR	1,069.99	55.18	1,265.86	57.03	1,390.52	57.85%	1,469.38	57.35%	1,498.62	56.84%
JPY	41.56	2.14	48.98	2.21	51.20	2.13%	43.10	1.68%	37.08	1.41%
KWD	23.03	1.19	26.74	1.20	26.19	1.09%	26.65	1.04%	26.72	1.01%
KRW	17.44	0.90	19.38	0.87	19.33	0.80%	20.66	0.81%	19.40	0.74%
SAR					0.83	0.03%	1.96	0.08%	1.98	0.08%
SDR	614.31	31.68	666.51	30.03	693.56	28.85%	693.97	27.09%	685.89	26.01%
USD	121.07	6.24	125.99	5.68	152.36	6.34%	222.37	8.68%	263.92	10.01%
TOTAL	1,939.10	100.00	2,219.49	100.00	2,403.62	100.00%	2,561.96	100.00%	2,636.58	100.00%

*) Perfshin borxhin e jashtem shteteror dhe shteteror te garantuar

**) Deri me 30.06.2013, te dhena paraprake

Nuk pershihet kredia e FMN-se

*) Includes external public and external publicly guaranteed debt

**) As of June. 30, 2013, data are preliminary

IMF credit is not included

**BORXHI I JASHEM* AFATGJATE I SHQIPERISE
PJESA E PATERHEQUR E KREDIVE**

**LONG-TERM EXTERNAL PUBLIC DEBT*
COMMITTED UNDISBURSED BALANCE**

(in million EUR)

Sipas kreditoreve	2008	2009	2010	2011	2012	6M-2013	By Creditors
-Shumepalesh (I)	431.38	406.41	392.74	470.38	392.24	341.45	-Multilateral (I)
CEB	38.85	62.01	40.75	15.62	6.94	4.44	CEB
EBRD	75.20	77.95	63.58	77.53	100.14	101.41	EBRD
EIB	110.06	81.88	104.60	77.95	46.43	25.93	EIB
IBRD	22.97	23.50	21.45	18.33	63.61	89.96	IBRD
IDA	122.26	100.27	85.99	67.62	39.94	32.74	IDA
IDB	42.98	34.97	54.10	196.72	114.28	67.69	IDB
IFAD	4.11	9.02	7.40	6.32	4.58	4.33	IFAD
OPEC	14.96	16.82	14.89	10.29	16.32	14.95	OPEC
-Dypalesh (II)	354.21	311.86	372.88	385.67	365.30	332.63	-Bilateral (II)
GJERMANI	54.96	49.23	125.18	153.39	155.54	148.58	GERMANY
GREQI	-	-	-	-	-	-	GREECE
ITALI	181.23	157.98	118.79	89.51	71.38	67.30	ITALY
JAPONI	87.55	85.88	100.00	106.90	93.27	81.19	JAPAN
KUVAIT	17.47	14.07	13.42	13.06	9.33	8.11	KUWAIT
AUSTRI	-	2.46	5.96	14.22	3.74	12.74	AUSTRIA
ARABIA SAUDITE	-	-	9.00	8.45	7.13	7.20	SAUDI ARABIA
HOLLANDE	8.05	2.15	0.43	0.03	0.02	0.02	NETHERLANDS
KINA	0.10	0.10	0.11	0.11	0.11	0.11	CHINA
SPANJA	4.87	-	-	-	-	-	SPAIN
KOREA	-	-	-	-	-	-	SOUTH KOREA
ABU DHABI	-	-	-	-	24.78	7.38	ABU DHABI FUND
GJITHSEJ (I+II)	785.59	718.28	765.62	856.05	757.54	674.08	TOTAL (I+II)

*) Perfshin borxhin shtetedor dhe shtetedor te garantuar

**) Deri me 30.06.2013, te dhena paraprake

Ne kete tabele nuk perfshihet kredia e FMN-se

*) Includes Central Government and Central Government Guaranteed debt

**) As of June. 30, 2013, data are preliminary

IMF credit is not included

**BORXHI I JASHEM I QEVERISE QENDRORE
PJESA E PATERHEQUR E KREDIVE**

**CENTRAL GOVERNMENT EXTERNAL DEBT
COMMITTED UNDISBURSED BALANCE**

(in million EUR)

Sipas kreditoreve	2008	2009	2010	2011	2012	6M-2013	By Creditors
-Shumepalesh (I)	364.11	372.24	364.35	451.10	381.99	334.89	-Multilateral (I)
CEB	38.85	62.01	40.75	15.62	6.94	4.44	CEB
EBRD	18.92	43.79	35.18	58.25	89.89	94.85	EBRD
EIB	99.06	81.88	104.60	77.95	46.43	25.93	EIB
IBRD	22.97	23.50	21.45	18.33	63.61	89.96	IBRD
IDA	122.26	100.27	85.99	67.62	39.94	32.74	IDA
IDB	42.98	34.97	54.10	196.72	114.28	67.69	IDB
IFAD	4.11	9.02	7.40	6.32	4.58	4.33	IFAD
OPEC	14.96	16.82	14.89	10.29	16.32	14.95	OPEC
-Dypalesh (II)	309.17	285.81	352.82	372.74	353.59	321.30	-Bilateral (II)
GJERMANI	25.14	38.40	120.23	153.09	155.45	148.49	GERMANY
GREQI	-	-	-	-	-	-	GREECE
ITALI	166.01	142.76	103.68	76.88	59.76	56.06	ITALY
JAPONI	87.55	85.88	100.00	106.90	93.27	81.19	JAPAN
KUVAIT	17.47	14.07	13.42	13.06	9.33	8.11	KUWAIT
AUSTRI	-	2.46	5.96	14.22	3.74	12.74	AUSTRIA
HOLLANDE	8.05	2.15	0.43	0.03	0.02	0.02	NETHERLANDS
KINA	0.10	0.10	0.11	0.11	0.11	0.11	CHINA
ARABIA SAUDITE	-	-	9.00	8.45	7.13	7.20	SAUDI ARABIA
SPANJA	4.87	-	-	-	-	-	SPAIN
AbuDhabi	-	-	-	-	24.78	7.38	AbuDhabi
GJITHSEJ (I+II)	673.28	658.06	717.17	823.84	735.58	656.19	TOTAL (I+II)

**) Deri me 30.06.2013, te dhena paraprake
Ne kete tabele nuk perfshihet kredia e FMN-se

**) As of June. 30, 2013, data are preliminary
IMF credit is not included

**BORXHI I JASHEM I GARANTUAR NGA QEVERIA QENDRORE
PJESA E PATERHEQUR E KREDIVE**

**CENTRAL GOVERNMENT GUARANTEED DEBT
COMMITTED UNDISBURSED BALANCE**

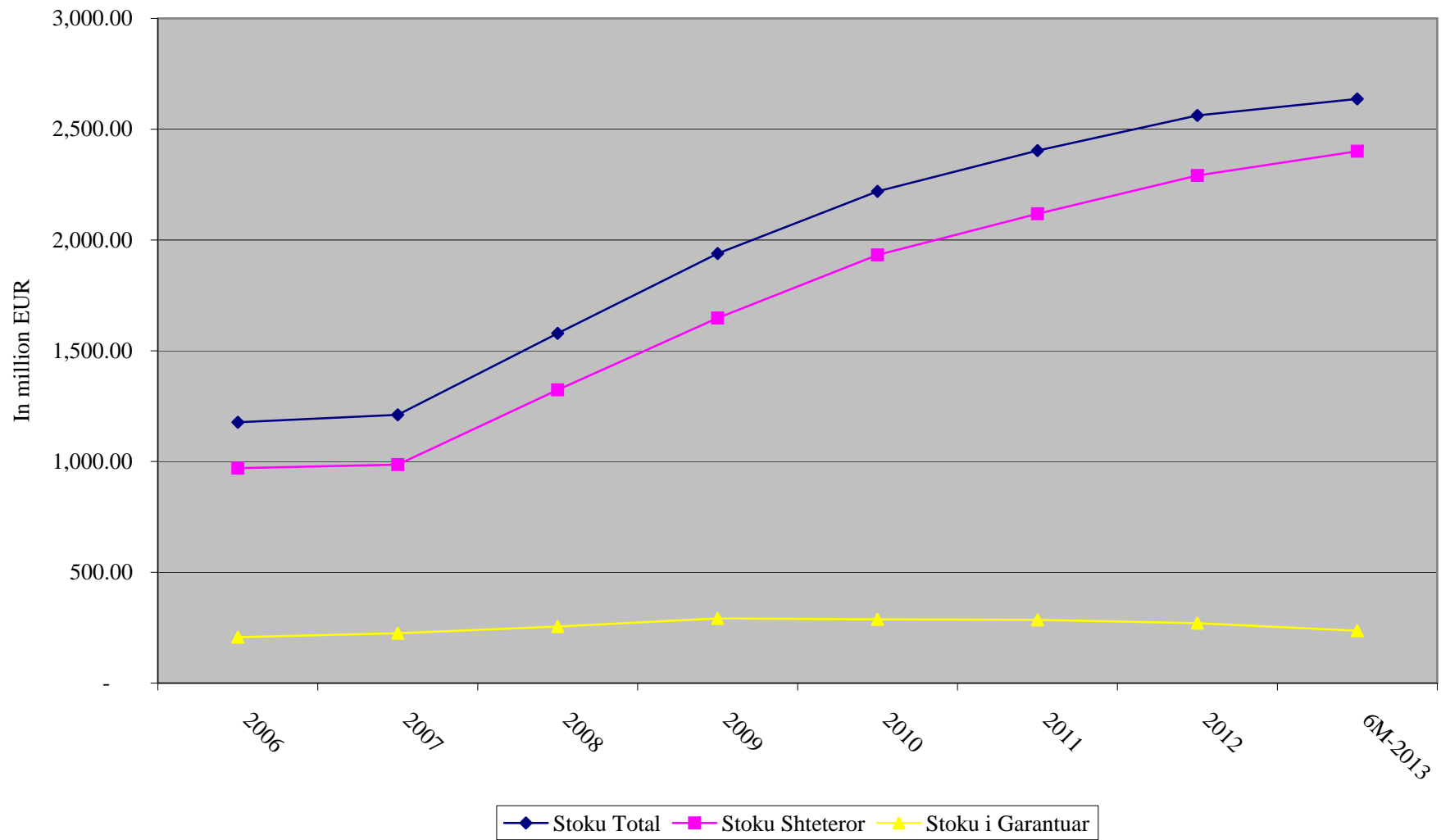
(in million EUR)

Sipas kreditoreve	2008	2009	2010	2011	2012	6M-2013	By Creditors
-Shumepalesh (I)	67.27	34.17	28.40	19.28	10.25	6.56	-Multilateral (I)
EBRD	56.27	34.17	28.40	19.28	10.25	6.56	EBRD
EIB	11.00	-	-	-	-	-	EIB
-Dypalesh (II)	45.04	26.05	20.05	12.93	11.71	11.33	-Bilateral (II)
GJERMANI	29.82	10.83	4.95	0.30	0.09	0.09	GERMANY
ITALI	15.22	15.22	15.11	12.63	11.62	11.24	ITALY
KOREA	-	-	-	-	-	-	SOUTH KOREA
GJITHSEJ (I+II)	112.31	60.22	48.45	32.21	21.96	17.89	TOTAL (I+II)

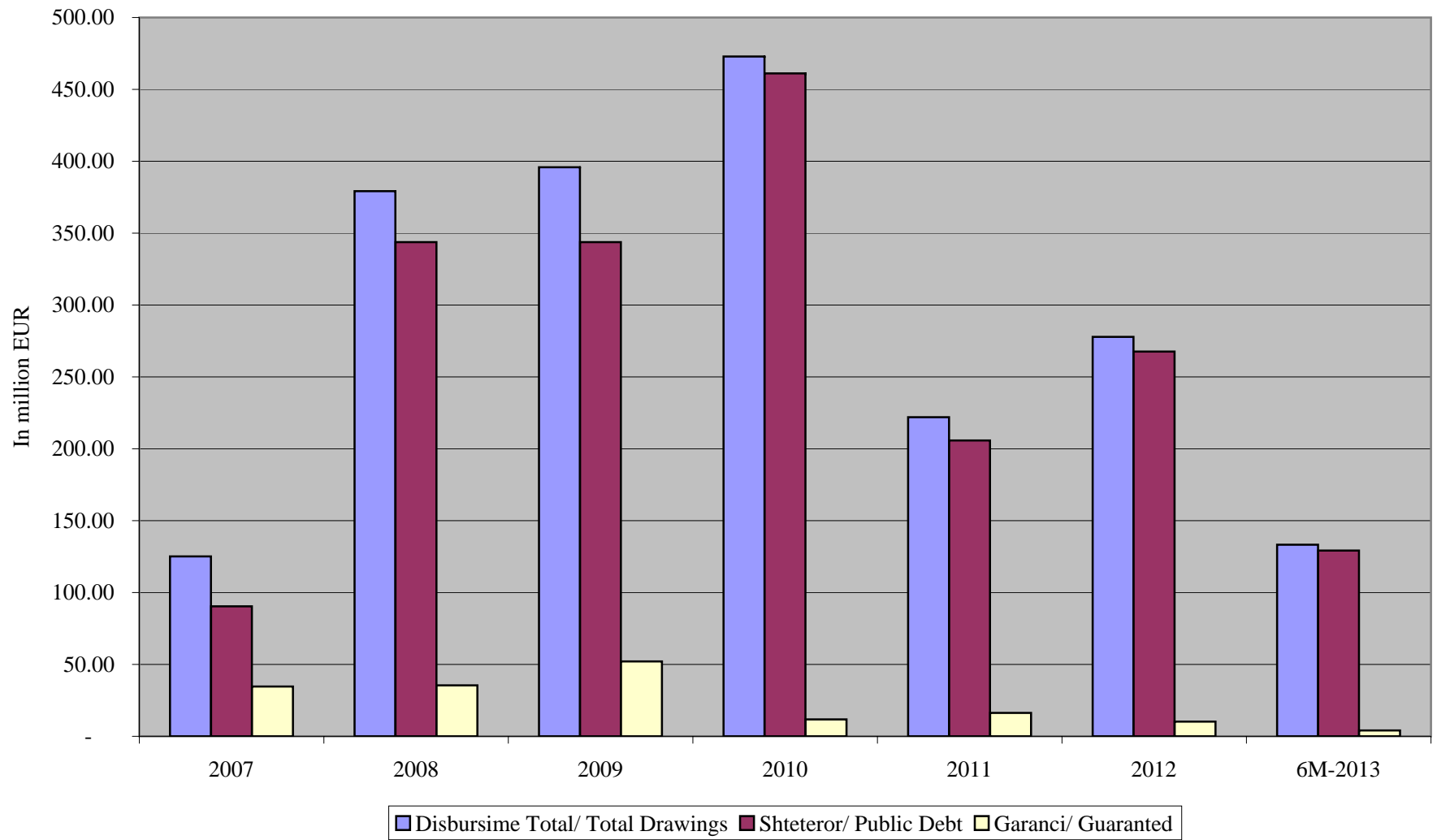
*) Deri me 30.06.2013, te dhena paraprake

*) As of June. 30, 2013, data are preliminary

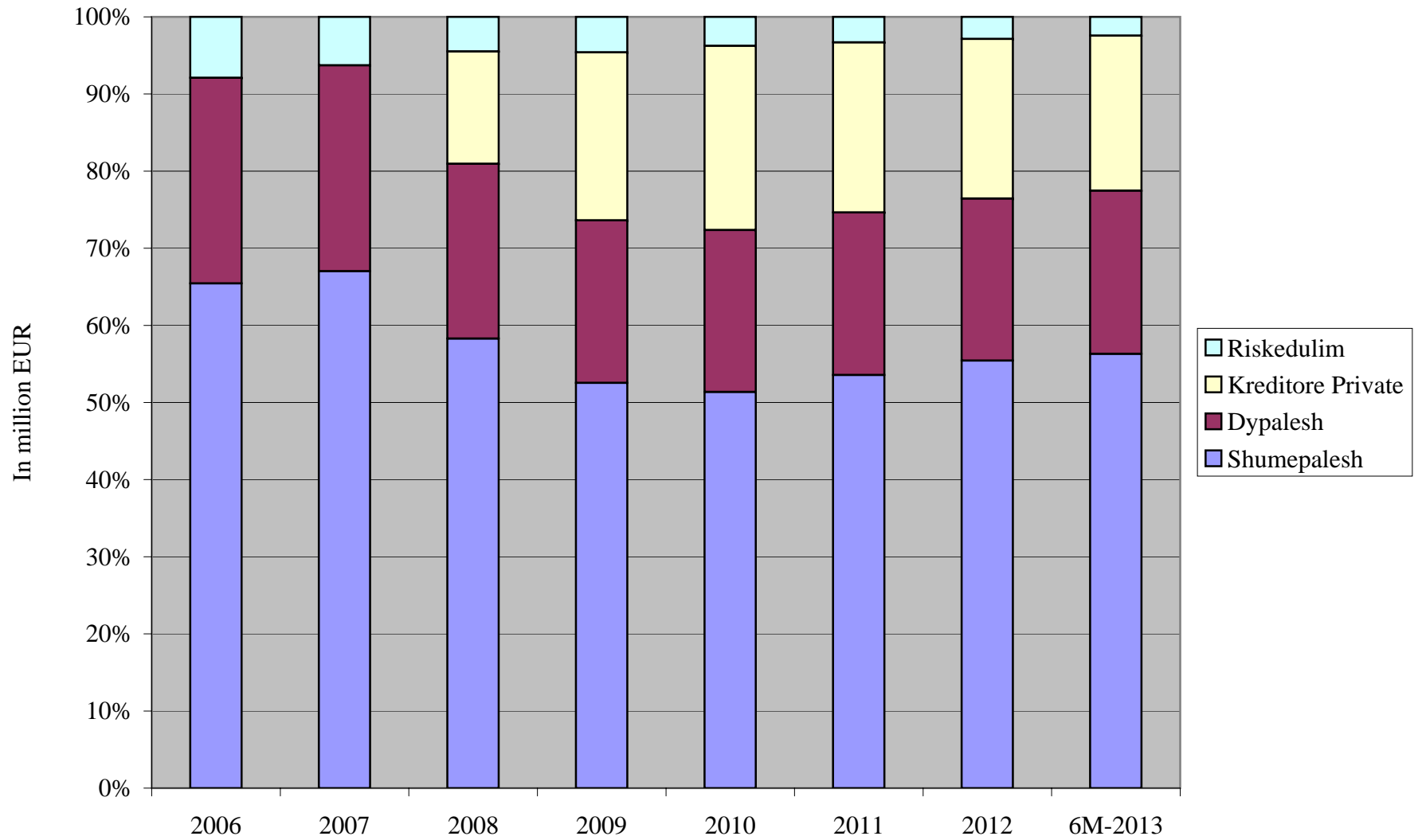
Paraqitja grafike e ecurise se stokut te borxhit te jashtem External Outstanding Debt



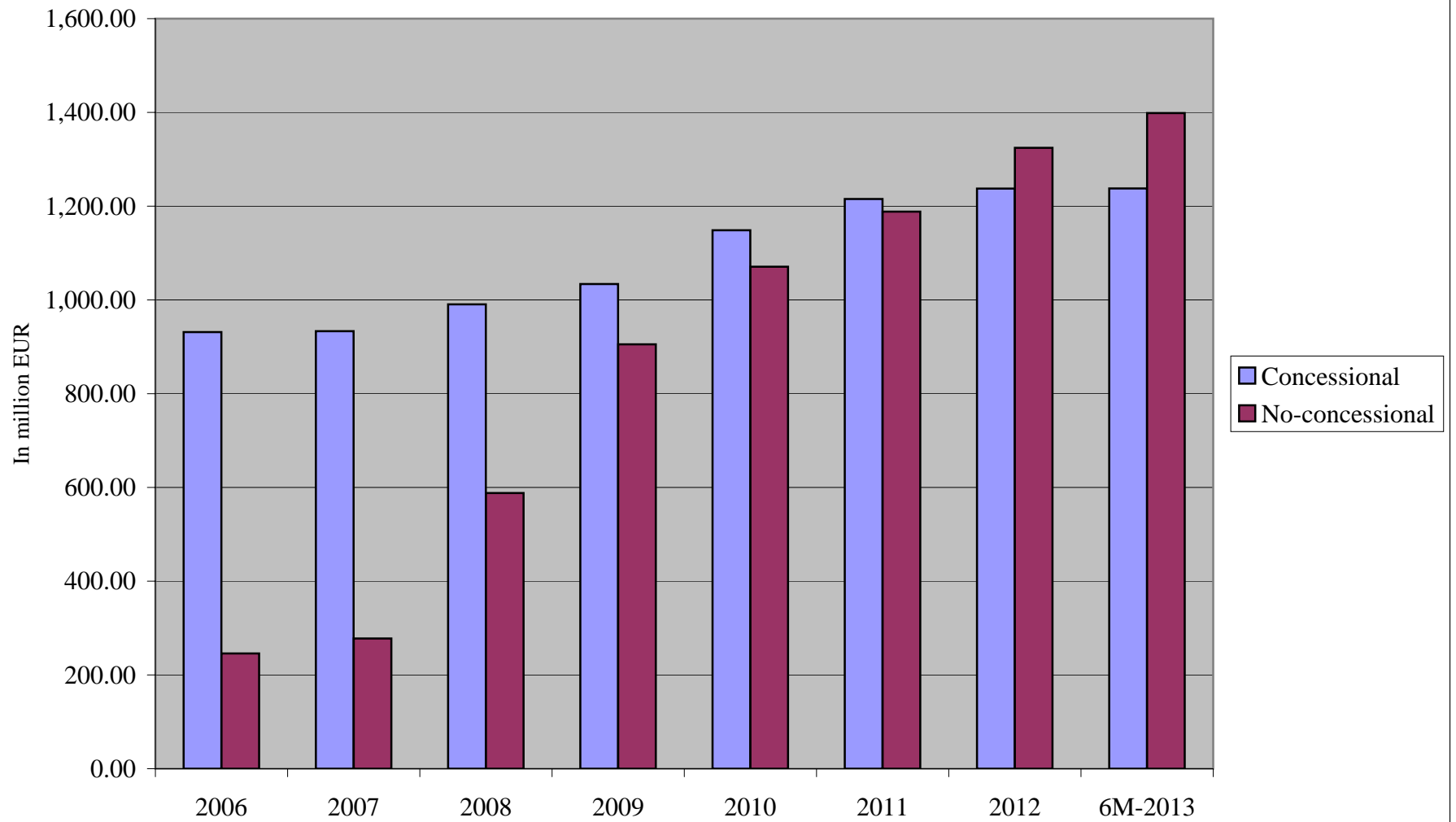
Ecuria e Disbursimeve te Borxhit te Jashtem
External Debt Drawings



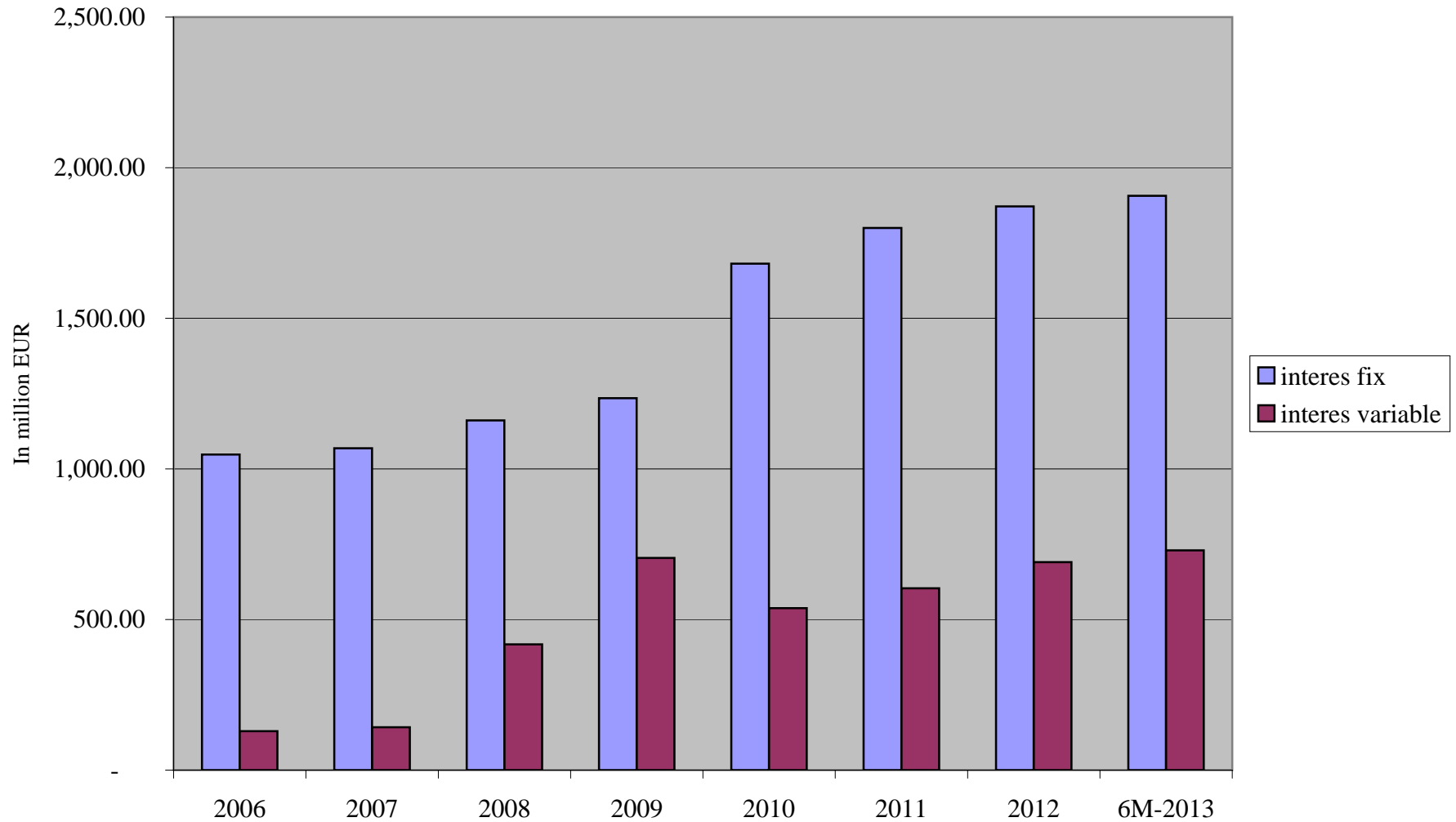
Stoku i Borxhit te jashtem sipas kreditoreve



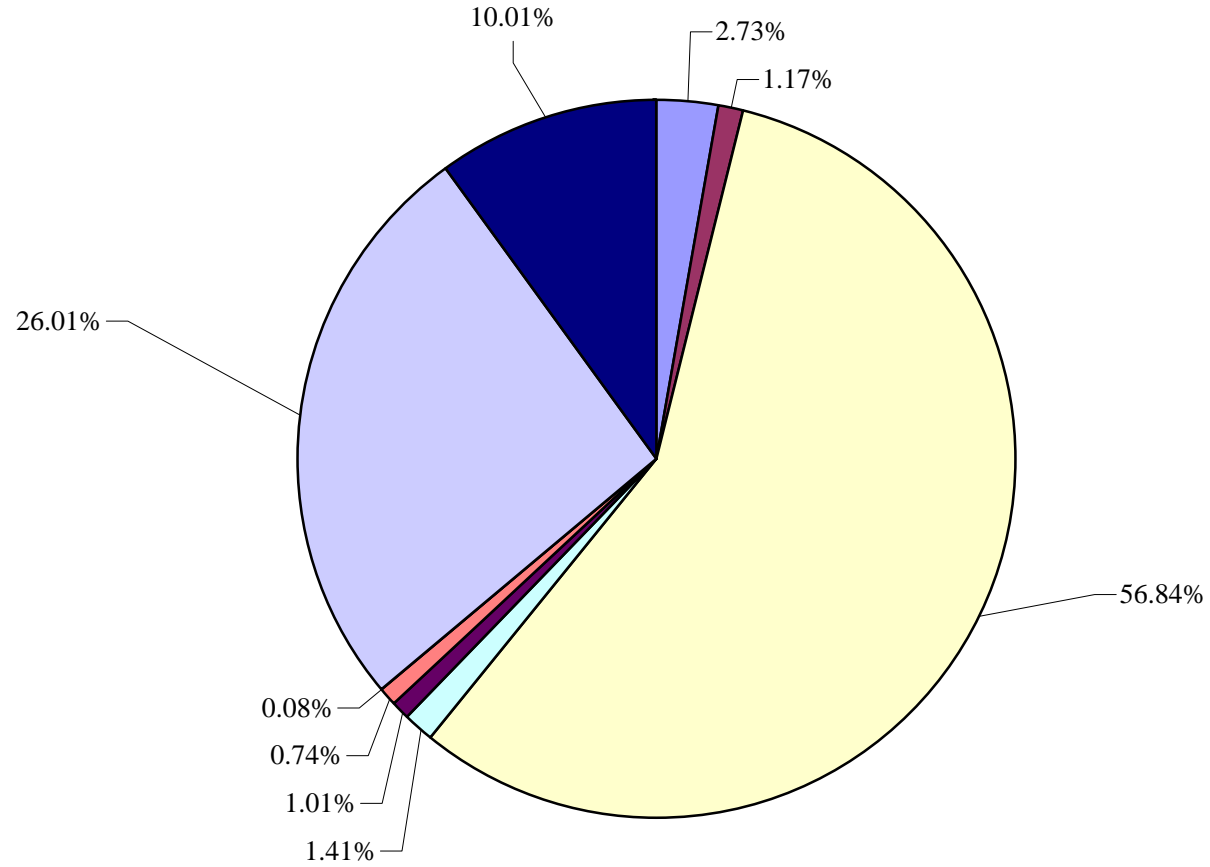
Stoku i borxhit te jashtem sipas koncesionalitetit
Debt Outstanding by concessionality



Stoku i borxhit te jashtem sipas interesit
Debt Outstanding by interest type



Stoku i Borxhit te Jashtem sipas monedhave 6/m I-re 2013
External Debt Outstanding by currency Q2 2013



■ ACU ■ AED ■ EUR ■ JPY ■ KWD ■ KRW ■ SAR ■ SDR ■ USD