



**REPUBLIKA E SHQIPERISE**  
**MINISTRIA E FINANCAVE**  
**DREJTORIA E PERGJITHSHME E MENAXHIMIT TE BORXHIT PUBLIK**



**MINISTRIA E FINANCAVE**

**Treguesit e Borxhit – 9/M 2012**

**Debt Indicators as of Sept 30, 2012**

**Stoku i Borxhit Publik**  
**Public Debt Stock**

million ALL

	2009	2010	2011	30.09.2012	
<b>Borxhi Publik</b>	682,547	715,517	772,744	814,117	<b>Public Debt Stock</b>
- Borxhi i Qeverise Qendrore	682,547	715,370	772,526	813,829	<b>Central Government Debt Stock</b>
- Borxhi i pushtetit lokal	-	147	218	288	<b>Local Government Debt Stock</b>

**Borxhi i Qeverise Qendrore**  
**Central Government Debt Stock**

million ALL

	2009	2010	2011	30.09.2012	
<b>Borxhi i Qeverise Qendrore, nga i cili:</b>	<b>682,547</b>	<b>715,370</b>	<b>772,526</b>	<b>813,829</b>	<b>Central Government Debt Stock, of which:</b>
-Borxhi i brendshem	415,028	407,372	438,582	456,696	<b>-Domestic Debt</b>
-Borxhi i jashtem*	267,519	307,999	333,944	357,133	<b>-Foreign Debt</b>

**Borxhi i Qeverise Qendrore**  
**Central Government Debt Stock**

million ALL

	2009	2010	2011	30.09.2012	
<b>Borxhi i Qeverise Qendrore, nga i cili:</b>	<b>682,547</b>	<b>715,371</b>	<b>772,525</b>	<b>813,829</b>	<b>Central Government Debt Stock, of which:</b>
-Borxhi i Qeverise	636,773	669,946	724,208	765,508	<b>-Central Government Debt</b>
-Borxhi i garantuar nga Qeveria	45,775	45,425	48,316	48,321	<b>-Central Government Guaranteed Debt</b>

**Borxhi i Qeverise Qendrore**  
**Gross Central Government Debt position**

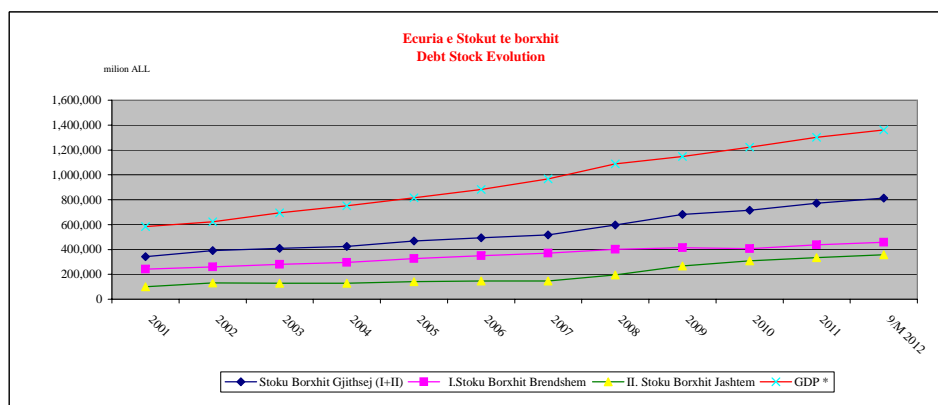
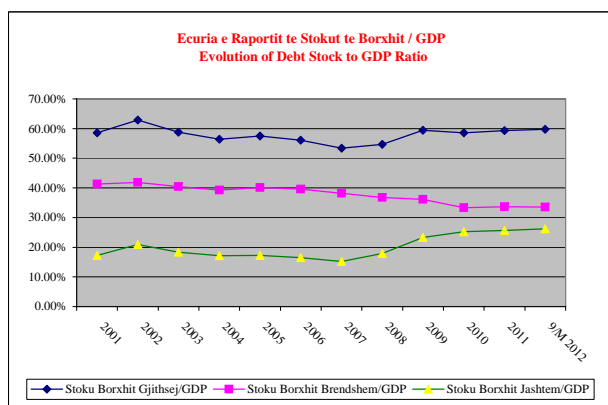
ALL million

	2011Q4	2012 Q1	2012 Q2	2012 Q3	
<b>Gross Central Government Debt</b>					<b>Gross Central Government Debt</b>
<b><u>Sipas maturimit dhe Instrumentave</u></b>	<b>724,208</b>	<b>738,972</b>	<b>753,008</b>	<b>765,512</b>	<b><u>By maturity and type of instrument:</u></b>
<b>Afatshkurter sipas maturimit origjinal</b>	<b>241,385</b>	<b>250,781</b>	<b>251,097</b>	<b>246,953</b>	<b>Short-term by original maturity</b>
Letra me Vlere te Borxhit	241,385	250,781	251,097	246,953	Debt securities
Kredi					Loans
<b>Afatgjate sipas maturimit origjinal</b>	<b>482,823</b>	<b>488,191</b>	<b>501,911</b>	<b>518,559</b>	<b>Long-term, by original maturity:</b>
<b>Me shlyerje brenda nje viti</b>	<b>58,429</b>	<b>61,621</b>	<b>62,850</b>	<b>56,235</b>	<b>With payment due in one year or less:</b>
Letra me Vlere te Borxhit	57,700	60,950	62,300	55,450	Debt securities
Kredi	729	671	550	785	Loans
<b>Me shlyerje mbi nje vit</b>	<b>424,394</b>	<b>426,570</b>	<b>439,061</b>	<b>462,324</b>	<b>With payment due in more than one year:</b>
Letra me Vlere te Borxhit	172,518	168,554	172,602	187,642	Debt securities
Kredi	251,876	258,016	266,459	274,682	Loans
<b>Borxhi gjithsej</b>	<b>724,208</b>	<b>738,972</b>	<b>753,008</b>	<b>765,512</b>	<b>Total gross debt</b>
Letra me Vlere te Borxhit	471,603	480,285	485,999	490,045	Debt securities
Kredi	252,605	258,687	267,009	275,467	Loans
<b><u>Sipas Monedhes se emetimit</u></b>					<b><u>By currency of denomination:</u></b>
Monedhe Kombetare	428,754	436,989	443,384	447,988	Domestic currency
Monedhe e Huaj	295,454	301,984	309,624	317,524	Foreign currency
<b><u>Sipas rezidences se kreditoreve</u></b>					<b><u>By residence of the creditor:</u></b>
Kreditore vendas	434,509	444,207	450,489	454,016	Domestic creditors
Kreditore te huaj	289,699	294,765	302,519	311,496	External creditors
<b><u>Memorandum item:</u></b>					
<b>Borxhi Brendshem i garantuar</b>	8,657	8,715	8,627	8,708	<b>Domestic Guaranteed Debt</b>
<b>Borxhi Jashtem i garantuar</b>	39,659	40,644	39,289	39,615	<b>External Guaranteed Debt</b>
<b>Borxhi i garantuar Gjithsej</b>	<b>48,317</b>	<b>49,359</b>	<b>47,915</b>	<b>48,323</b>	<b>Total Guaranteed Debt</b>

**Stoku i Borxhit te Qeverise qendrore**  
**Central Government Debt Stock**

milion ALL

	2001	2002	2003	2004	2005	2006	2007	2008	2009	2010	2011	9/M 2012	
<b>Stoku Borxhit Gjithsej (I+II)</b>	341,521	391,309	408,300	423,962	468,050	494,737	517,031	595,883	682,546	715,371	772,525	813,829	<b>Total Debt Stock</b>
<b>I.Stoku Borxhit Brendshem</b>	241,161	260,752	280,767	295,200	327,353	348,935	369,536	400,456	415,028	407,372	438,582	456,696	<b>Domestic Debt Stock</b>
-shteteror	241,161	260,752	280,767	295,200	327,353	348,935	369,536	395,504	409,501	401,821	429,925	447,989	<b>Central Government Debt</b>
-garantuar							4,952	5,527	5,551	8,657			<b>Central Government Guaranteed Debt</b>
<b>II. Stoku Borxhit Jashtem</b>	100,360	130,557	127,533	128,762	140,697	145,802	147,495	195,427	267,518	307,999	333,943	357,133	<b>External Debt Stock</b>
-shteteror	87,500	114,837	109,340	109,161	119,256	120,147	120,094	163,831	227,271	268,124	294,284	317,519	<b>Central Government Debt</b>
-garantuar	12,861	15,719	18,193	19,601	21,440	25,655	27,401	31,596	40,247	39,875	39,659		<b>Central Government Guaranteed Debt</b>
<b>GDP *</b>	583,369	622,711	694,098	751,022	814,797	882,209	967,670	1,089,293	1,148,082	1,222,462	1,301,750	1,360,914	<b>GDP *</b>
<b>Stoku Borxhit Gjithsej/GDP</b>	58.54%	62.84%	58.82%	56.45%	57.44%	56.08%	53.43%	54.70%	59.45%	58.52%	59.35%	59.80%	<b>Total Debt Stock/GDP</b>
<b>Stoku Borxhit Brendshem/GDP</b>	41.34%	41.87%	40.45%	39.31%	40.18%	39.55%	38.19%	36.76%	36.15%	33.32%	33.69%	33.56%	<b>Domestic Debt Stock/GDP</b>
<b>Stoku Borxhit Jashtem/GDP</b>	17.20%	20.97%	18.37%	17.14%	17.27%	16.53%	15.24%	17.94%	23.30%	25.19%	25.65%	26.24%	<b>External Debt Stock/GDP</b>



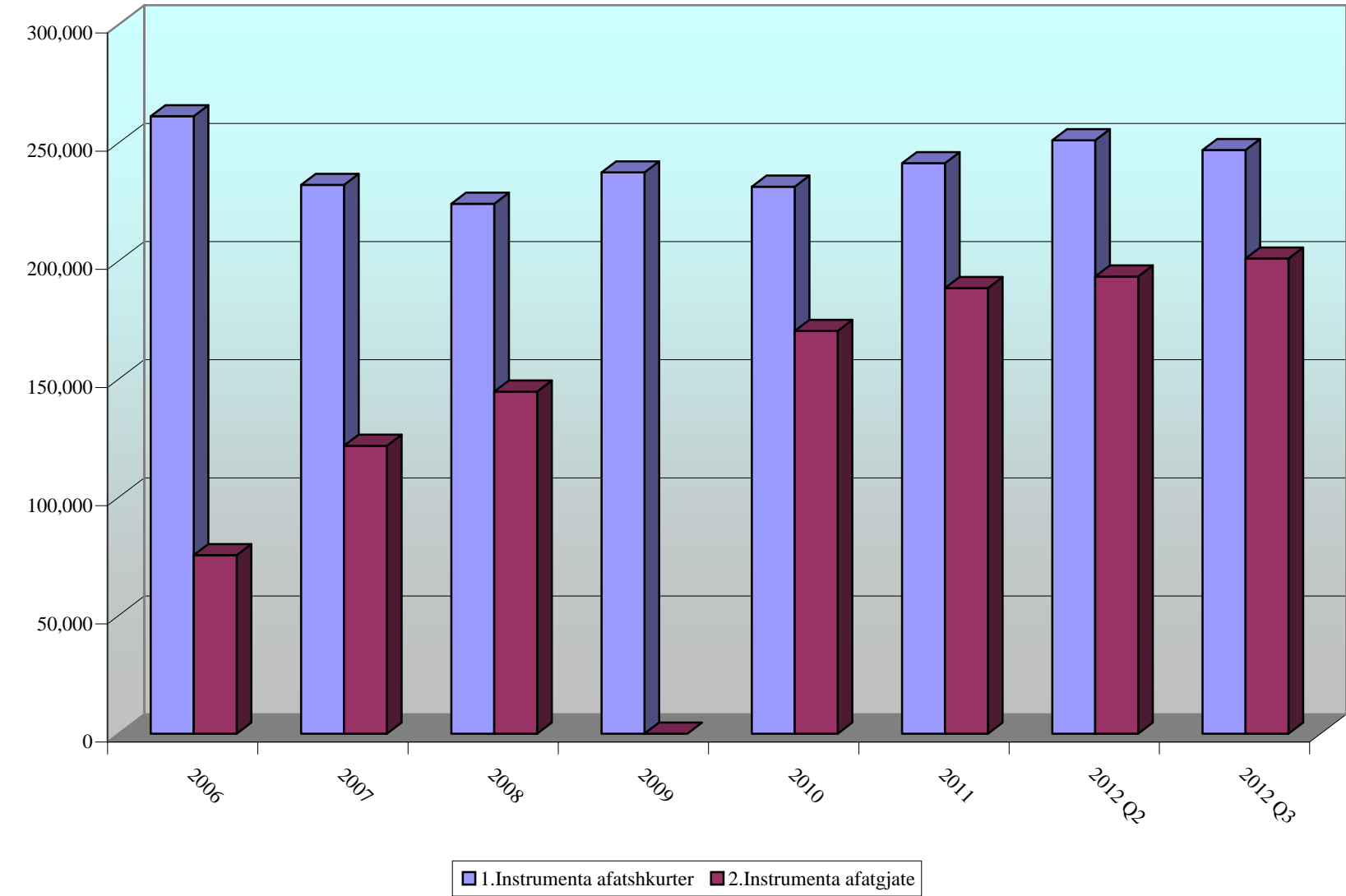
**Borxhi i Brendshem sipas instrumentave**  
**Domestic Debt Stock by Instruments**

million ALL

	31.12.2010		31.12.2011		31.03.2012		30.06.2012		30.09.2012		
	Purchase value	%	Purchase value	%	Purchase value	%	Purchase value	%	Purchase value	%	
<b>Stoku I Borxhit Gjithsej</b>	<b>407,372</b>		<b>438,582</b>		<b>446,886</b>		<b>453,175</b>		<b>456,696</b>		<b>Total Debt Stock</b>
<b>I.Borxhi Shteteror</b>	<b>401,821</b>	<b>98.64</b>	<b>429,924</b>	<b>98.03</b>	<b>438,171</b>	<b>98.05</b>	<b>444,549</b>	<b>98.10</b>	<b>447,988</b>	<b>98.09</b>	<b>I.Public Debt</b>
<b>1.Instrumenta afatshkurter</b>	<b>231,436</b>	<b>56.81</b>	<b>241,385</b>	<b>55.04</b>	<b>250,781</b>	<b>56.12</b>	<b>251,097</b>	<b>55.41</b>	<b>246,953</b>	<b>54.07</b>	<b>I.Short term Instruments</b>
Bono 3/M	11,495	2.82	11,579	2.64	10,305	2.31	9,350	2.06	9,380	2.05	3 Month Bills
Bono 6/M	44,188	10.85	42,914	9.78	42,097	9.42	41,749	9.21	41,042	8.99	6 Month Bills
Bono 9/M	3,317	0.83	0	0.00	0	0.00	0	0.00	0	0.00	9 Month Bills
Bono 12/M	172,436	42.33	186,892	42.61	198,378	44.39	199,998	44.13	196,530	43.03	1 Year Bills
<b>2.Instrumenta afatgjate</b>	<b>170,385</b>	<b>41.83</b>	<b>188,539</b>	<b>42.99</b>	<b>187,390</b>	<b>41.93</b>	<b>193,451</b>	<b>42.69</b>	<b>201,035</b>	<b>44.02</b>	<b>II. Long term Instruments</b>
Oblig.2/Vj	70,957	17.42	75,141	17.13	70,396	15.75	72,896	16.09	75,316	16.49	2 Year Note
Oblig.3/Vj	15,613	3.83	19,387	4.42	20,514	4.59	20,743	4.58	22,175	4.86	3 Year Note
Oblig.5/Vj	71,815	17.63	82,012	18.70	84,480	18.90	85,312	18.83	86,562	18.95	5 Year Note
Oblig.7/Vj	12,000	2.95	12,000	2.74	12,000	2.69	14,500	3.20	16,982	3.72	7 Year Note
<b>3. Kredi Direkte</b>		<b>0.00</b>		<b>0.00</b>		<b>0.00</b>		<b>0.00</b>		<b>0.00</b>	<b>Central Bank Credits</b>
<b>4.Rivleresimi Valutes</b>	<b>0</b>	<b>0.00</b>	<b>0</b>	<b>0.00</b>	<b>0</b>	<b>0.00</b>	<b>0</b>	<b>0.00</b>	<b>0</b>	<b>0.00</b>	<b>Forgn.Ex.Res.Evalu.</b>
<b>II.Borxhi i Garantuar</b>	<b>5,551</b>	<b>1.36</b>	<b>8,657</b>	<b>1.97</b>	<b>8,715</b>	<b>1.95</b>	<b>8,627</b>	<b>1.90</b>	<b>8,708</b>	<b>1.91</b>	<b>II.Publicly Guaranteed Debt</b>
<b>1. Garanci Treg.Brend.</b>	<b>5,551</b>	<b>1.36</b>	<b>8,657</b>	<b>1.97</b>	<b>8,715</b>	<b>1.95</b>	<b>8,627</b>	<b>1.90</b>	<b>8,708</b>	<b>1.91</b>	<b>Domestic Guarantees</b>

**Struktura e Borxhit te Brendshem**  
**Domestic Debt Structure**

milion leke



**Struktura e Borxhit te Brendshem Shteteror \***  
**Structure of Central Government Domestic Debt**

million ALL

	2010		2011		2012 Q1		2012 Q2		2012 Q3		
	million ALL	%	million ALL	%	million ALL	%	million ALL	%	million ALL	%	
<b>- Sipas Instrumentave</b>	<b>401,821</b>		<b>429,924</b>		<b>438,171</b>		<b>444,549</b>		<b>447,988</b>		<b>- By instruments</b>
Instrumenta afatshkurter	231,436	57.60%	241,385	56.15%	250,781	57.23%	251,097	56.48%	246,953	55.12%	short tern
Instrumenta afatgjate	170,385	42.40%	188,539	43.85%	187,390	42.77%	193,451	43.52%	201,035	44.88%	long term
<b>-Sipas monedhes</b>	<b>401,821</b>		<b>429,924</b>		<b>438,171</b>		<b>444,549</b>		<b>447,988</b>		<b>- By currency</b>
-Monedhe kombetare	398,352	99.14%	428,754	99.73%	436,989	99.73%	443,385	99.74%	443,338	98.96%	domestic currency
-Monedhe huaj	3,469	0.86%	1,170	0.27%	1,182	0.27%	1,164	0.26%	4,650	1.04%	foreign currency
<b>- Sipas rezidences se kreditorit</b>	<b>401,821</b>		<b>429,924</b>		<b>438,171</b>		<b>444,549</b>		<b>447,988</b>		<b>- By creditor's residence</b>
- rezidente	397,928	99.03%	429,924	100.00%	438,171	100.00%	444,549	100.00%	447,988	100.00%	residents
- jo rezidente	3,893	0.97%	0	0.00%	0	0.00%	0	0.00%	0	0.00%	non residents

\* Nuk perfsihet rivleresimi i valutes dhe garancite e brendshme

\* Forgn.Ex.Res.Evalu. and domestic guaranties are not included

**Financimi me huamarrje te brendshme i Deficitit Buxhetor 9/M 2012**  
**Domestic Deficit Financing as of Sept 30, 2012**

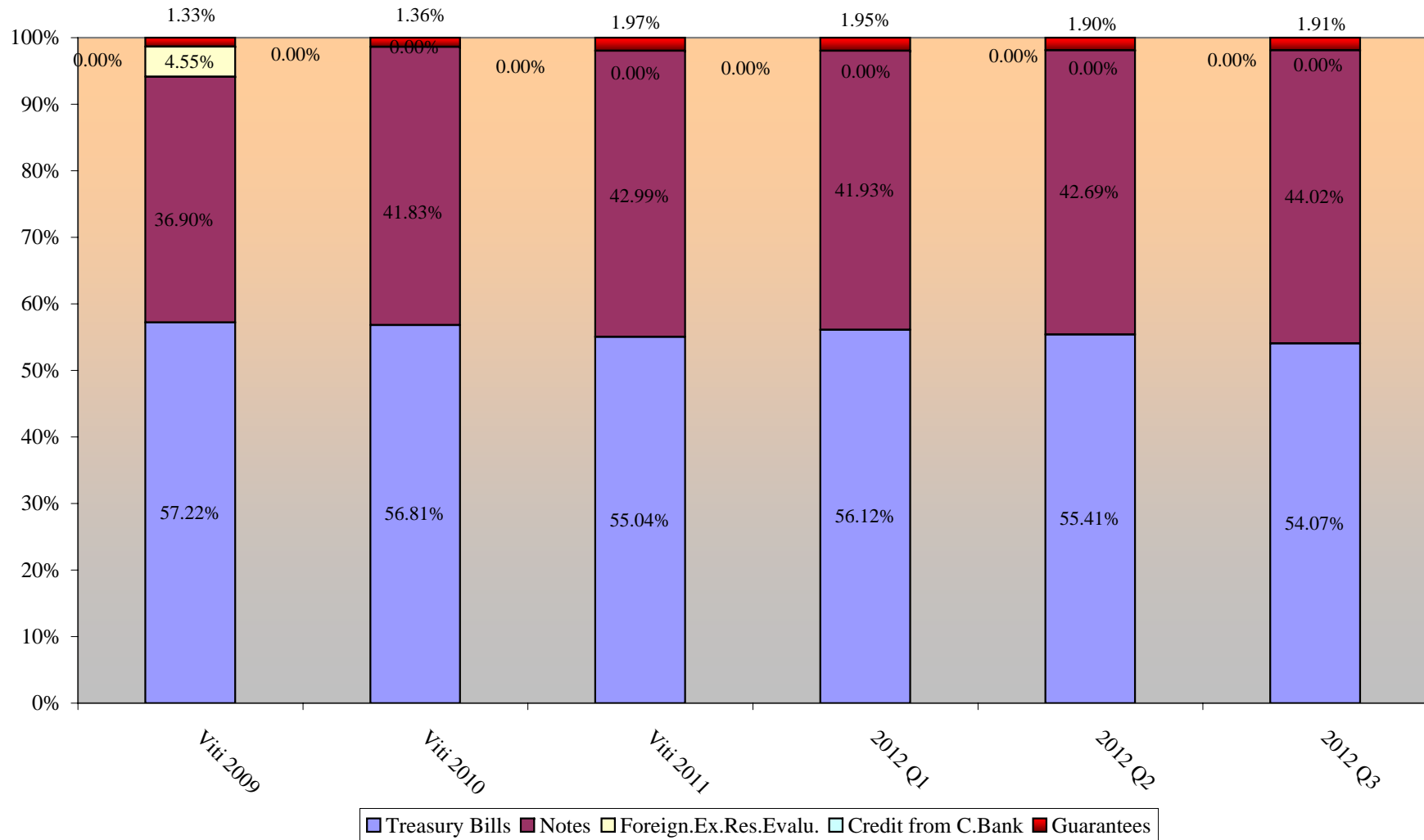
mije leke

000'ALL

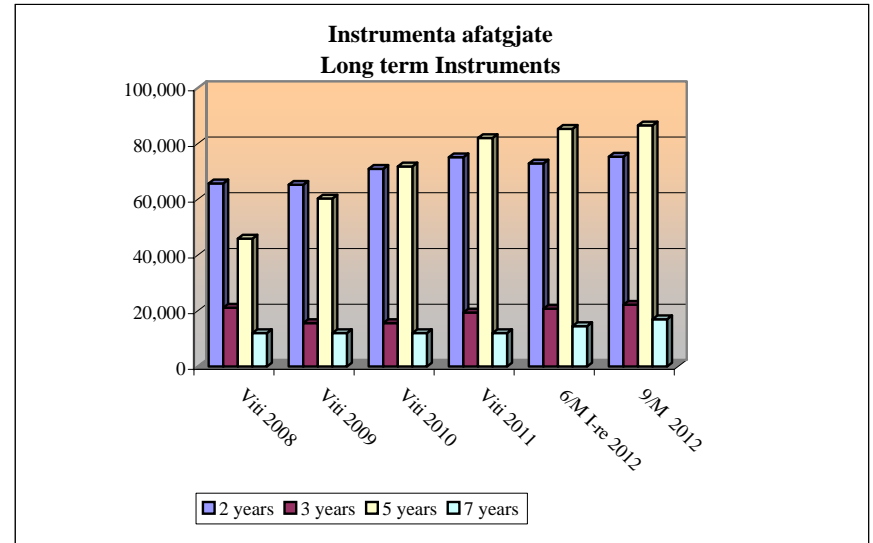
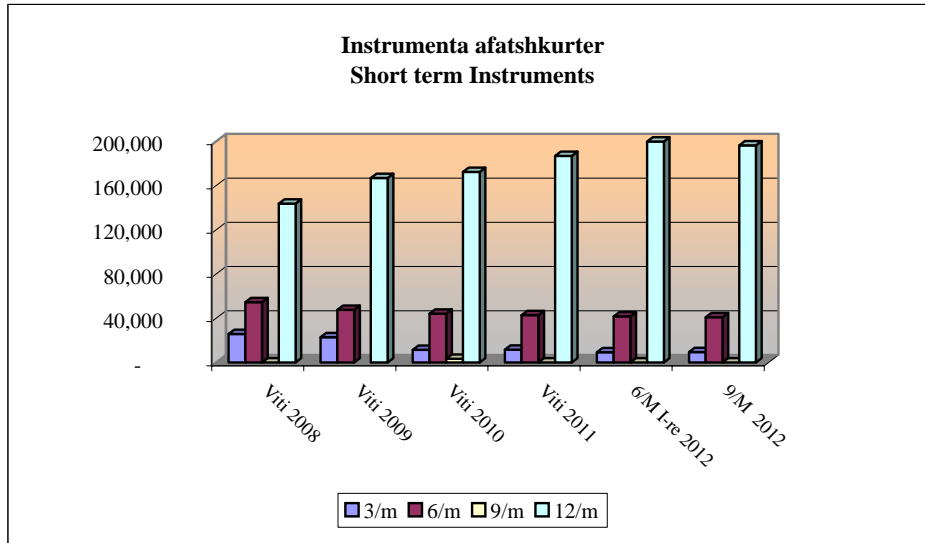
<b>Periudha</b>	<b>2012 Q3</b>	
<b>Financimi i Deficitit</b>	<b>17,987,364</b>	Deficit financing
Nga i cili:		of which :
<b>Instrumenta Afatshkurter</b>	<b>5,494,137</b>	Short term instruments
- Bono Thesari Leke	2,087,415	Tbills ( leke)
- Bono Thesari Euro	3,406,722	Tbills ( EURO)
- Kredi Direkte	0	Credit from BOA
<b>Instrumenta Afatgjate</b>	<b>12,493,227</b>	Long term instruments
- Oblig.e qeverise 2 vjecare	175,650	2 y bonds
- Oblig.e qeverise 3 vjecare	2,787,850	3 y bonds
- Oblig.e qeverise 5 vjecare	4,547,627	5 y bonds
- Oblig.e qeverise 7 vjecare	4,982,100	7 y bonds
GDP	1,360,914	GDP
<b>Financimi i Deficitit / GDP</b>	1.32%	Deficit financing / GDP
<b>Instrumenta Afatshkurter / GDP</b>	0.40%	Short term instruments / GDP
<b>Instrumenta Afatgjate / GDP</b>	0.92%	Long term instruments / GDP



**Stoku i Borxhit te Brendshem sipas instrumentave**  
**Domestic Debt Stock by Instruments**

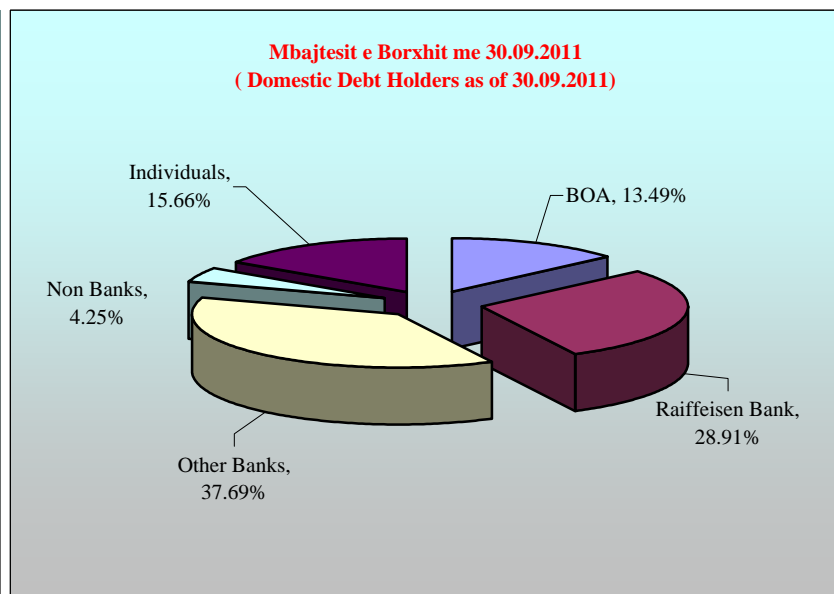
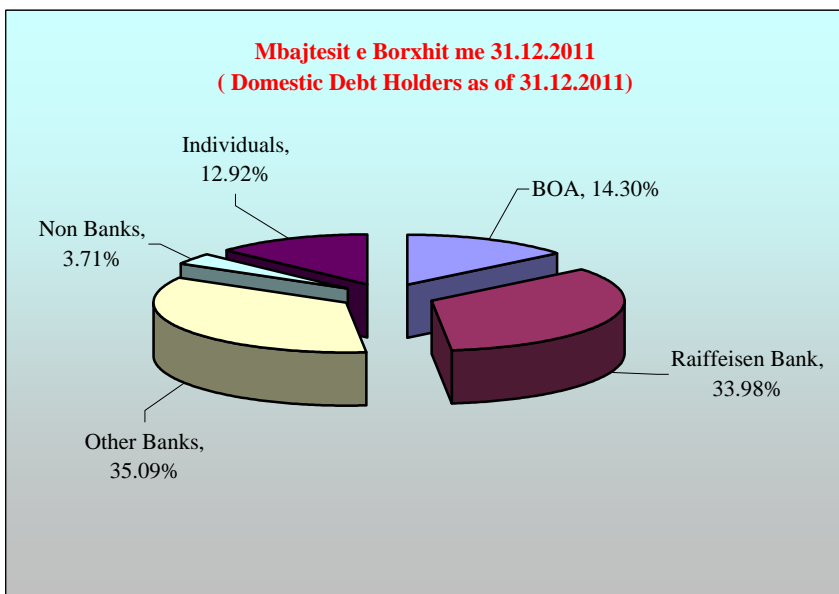


**Ecuria e instrumentave te borxhit te brendshem**  
**Evolution of Domestic Debt Instruments**



**Mbajtesit e Borxhit te Brendshem \* ne Çmim Blerje**  
**Domestic Debt Holders \* in Purchase Value**

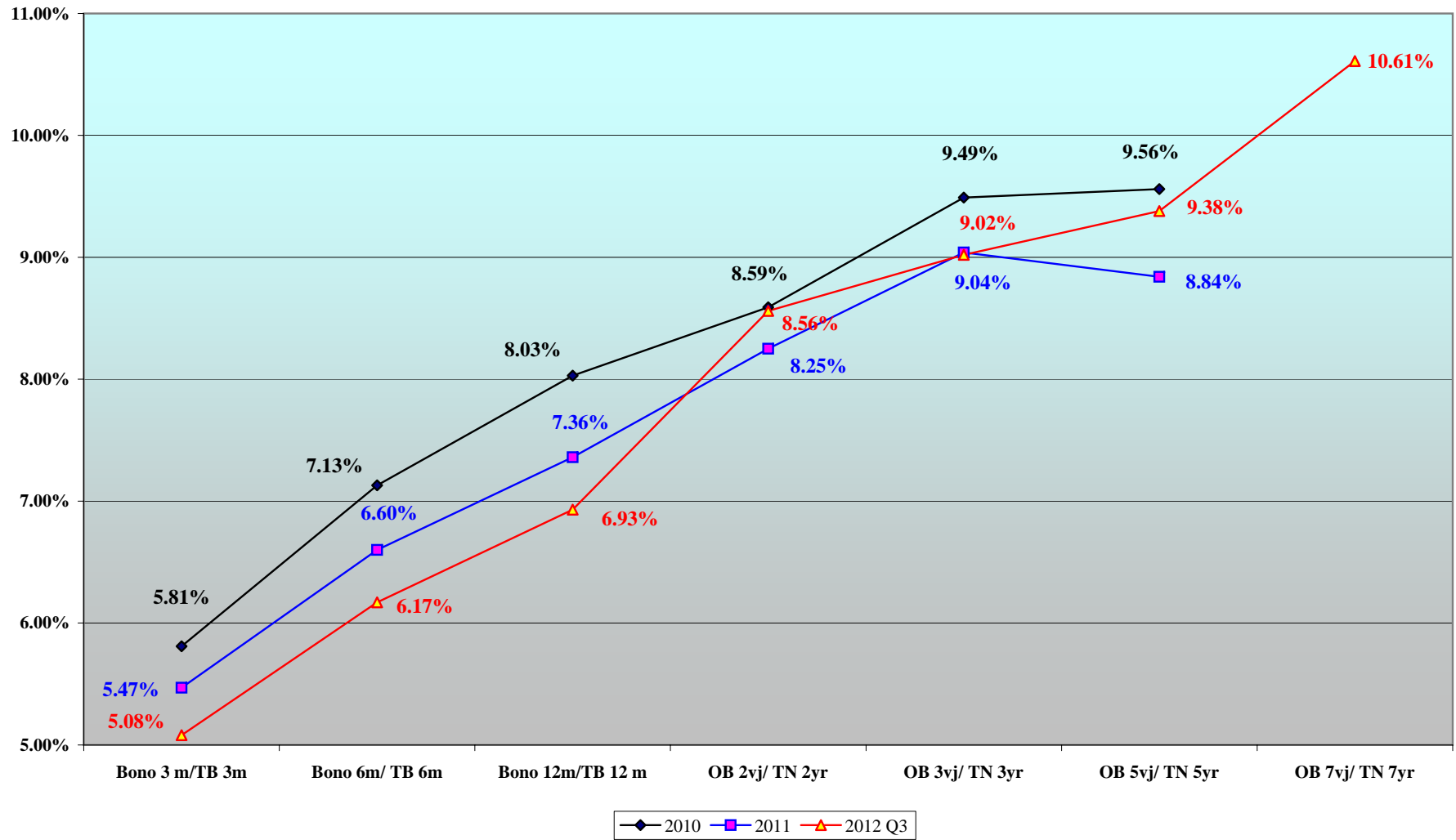
	31.12.2008	31.12.2009	31.12.2010	31.12.2011	31.03.2012	30.06.2012	30.09.2012	
<b>BOA</b>	17.75%	17.66%	15.41%	14.30%	13.61%	13.82%	13.49%	<b>BOA</b>
<b>Raiffeisen Bank</b>	36.88%	34.57%	34.90%	33.98%	31.47%	29.22%	28.91%	<b>Banka Raiffeisen</b>
<b>Other Banks</b>	34.58%	34.33%	34.40%	35.09%	37.55%	38.36%	37.69%	<b>Bankat e tjera</b>
<b>Non Banks</b>	2.46%	2.68%	3.21%	3.71%	4.07%	4.33%	4.25%	<b>Jo Banka</b>
<b>Individuals</b>	8.33%	10.76%	12.08%	12.92%	13.30%	14.27%	15.66%	<b>Individet</b>



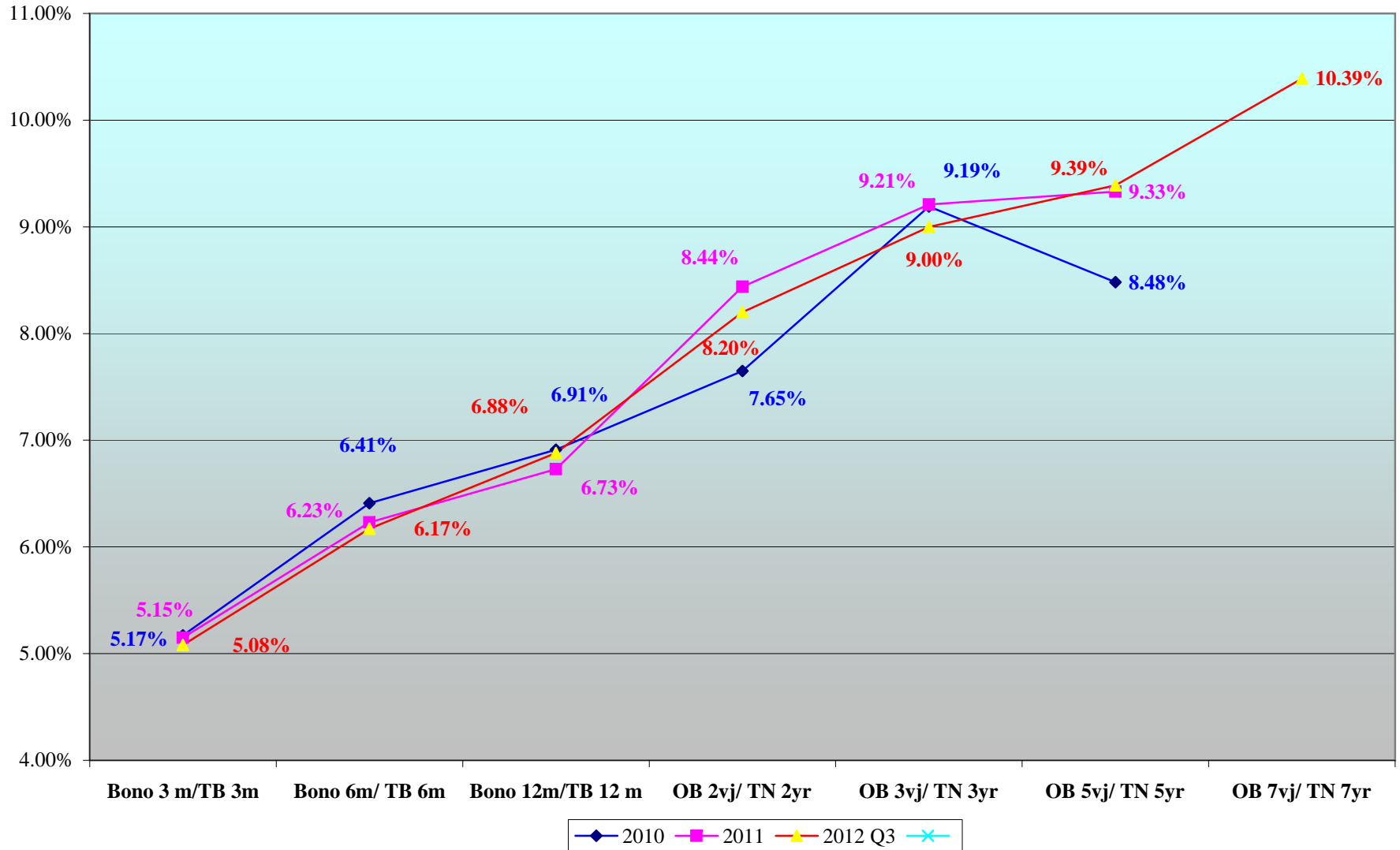
**\*) Nuk përfshihen Rivleresimi i valutes dhe Garancite.**  
**Foreing exchange reserves reevaluation and Guarantees are not included**



**Kurba e Yield-it te Letrave me Vlere mes. Pond.**  
**Average Yield Curve Of Albanian Securities**



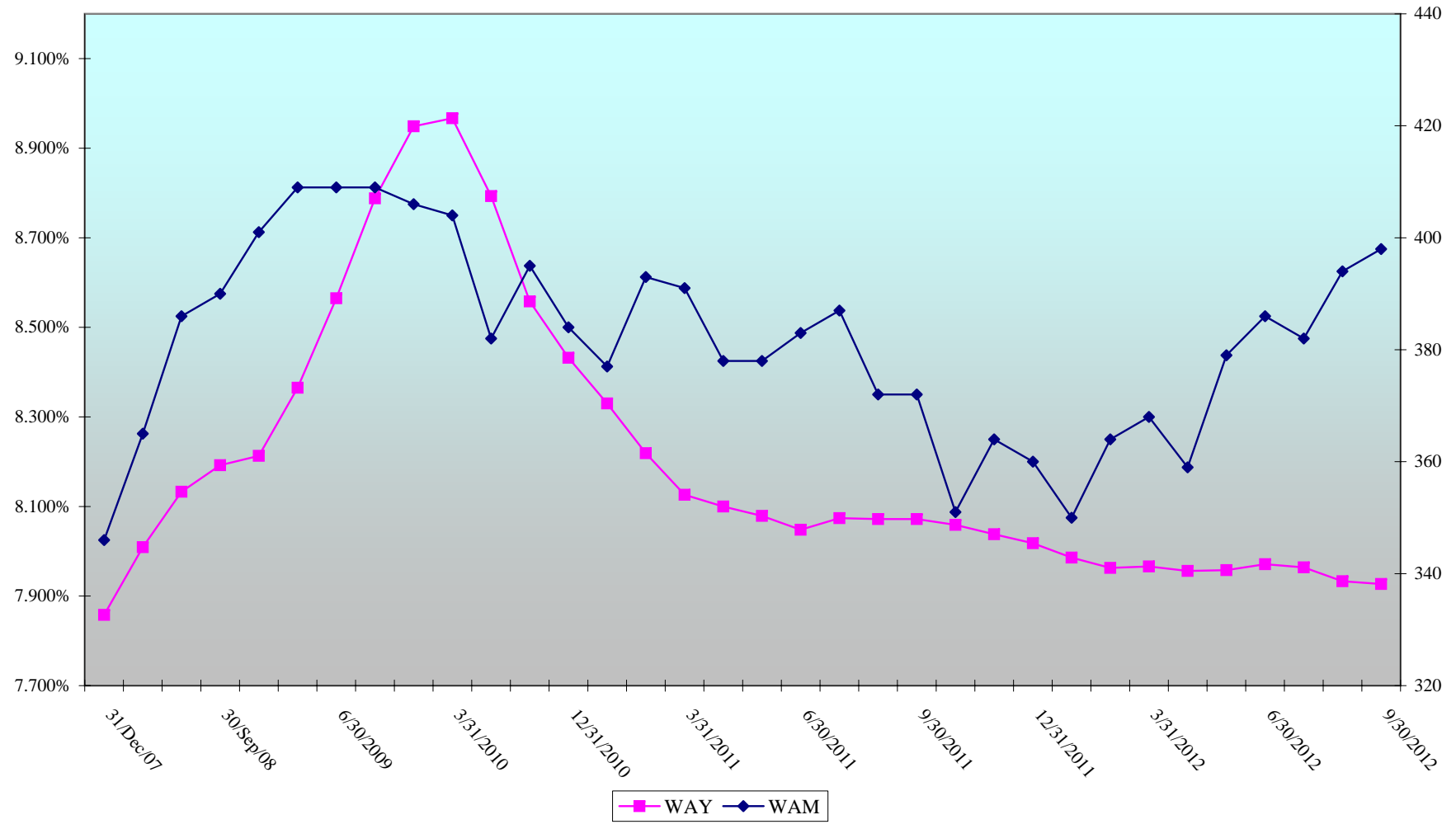
**Kurba e Yield-it te Letrave me Vlere ( te dhenat e ankandit te fundit)**  
**Yield Curve Of Albanian Securities (end of period data)**



**Letrat me vlere te Qeverise**  
**Yield Mesatar & Dite Mesatare ne maturim**  
**Albanian Government Securities**  
**Weighted Average Yield & Weighted Average Maturity**

**Yield**

**Days**

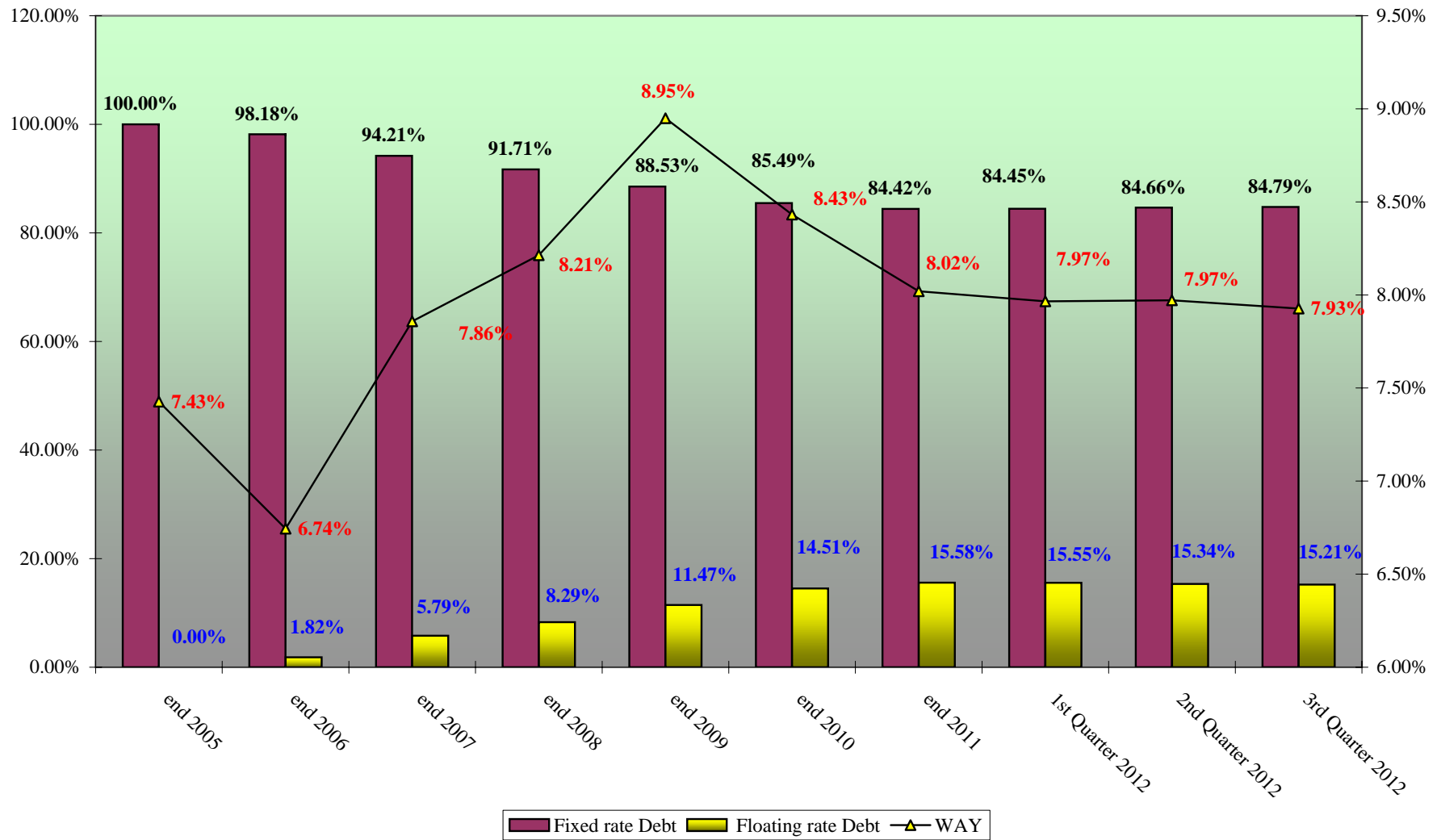


**Dite Mesatare ne Maturim & Yield-i Mesatar i Ponderuar**  
**Weighted Average Maturity & Weighted Average Yield**

	Average Maturity	Average Yield	Averg. Mat Pa BOA	Averg Yield Pa BOA
<b>31.12.2005</b>	<b>195</b>	<b>7.427</b>	<b>223</b>	<b>7.589</b>
<b>31.12.2006</b>	<b>242</b>	<b>6.744</b>	<b>284</b>	<b>6.807</b>
<b>31.12.2007</b>	<b>346</b>	<b>7.858</b>	<b>409</b>	<b>8.070</b>
<b>31.12.2008</b>	<b>401</b>	<b>8.213</b>	<b>470</b>	<b>8.461</b>
31.01.2009	408	8.248	475	8.507
29.02.2009	414	8.304	485	8.572
31.03.2009	409	8.365	485	8.647
30.04.2009	408	8.422	482	8.702
31.05.2009	416	8.511	492	8.791
30.06.2009	409	8.565	486	8.844
31.07.2009	419	8.656	494	8.950
31.08.2009	419	8.727	492	9.000
30.09.2009	409	8.788	481	9.068
31.10.2009	402	8.844	471	9.129
30.11.2009	406	8.922	475	9.207
<b>31.12.2009</b>	<b>406</b>	<b>8.949</b>	<b>471</b>	<b>9.236</b>
31.01.2010	403	8.957	465	9.255
28.02.2010	416	8.974	484	9.289
31.03.2010	404	8.967	472	9.286
30.04.2010	394	8.931	460	9.263
31.05.2010	389	8.884	456	9.218
30.06.2010	382	8.793	445	9.120
31.07.2010	395	8.704	456	9.030
31.08.2010	391	8.675	455	8.998
30.09.2010	395	8.558	460	8.878
31.10.2010	383	8.533	448	8.857
30.11.2010	375	8.476	442	8.797
<b>31.12.2010</b>	<b>384</b>	<b>8.432</b>	<b>438</b>	<b>8.705</b>
31.01.2011	377	8.33	425	8.603
28.02.2011	393	8.219	442	8.497
31.03.2011	391	8.126	438	8.397
30.04.2011	378	8.100	424	8.368
31.05.2011	378	8.079	425	8.339
30.06.2011	383	8.048	429	8.293
31.07.2011	387	8.074	432	8.304
31.08.2011	372	8.072	416	8.297
30.09.2011	372	8.072	417	8.296
31.10.2011	351	8.059	395	8.285
30.11.2011	364	8.038	411	8.107
<b>31.12.2011</b>	<b>360</b>	<b>8.018</b>	<b>404</b>	<b>8.256</b>
31.01.2012	350	7.986	391	8.241
29.02.2012	364	7.963	405	8.213
31.03.2012	368	7.966	408	8.212
30.04.2012	359	7.956	396	8.197
31.05.2012	379	7.958	418	8.202
30.06.2012	386	7.971	428	8.220
31.07.2012	382	7.964	421	8.210
31.08.2012	394	7.933	437	8.190
30.09.2012	398	7.927	442	8.162



**Ecuria e Struktures se Borxhit te Brendshem & Yield-I Mesatar i Ponderuar**  
**Evolution of Domestic Debt Structure and Weighted Average Yield**



**BORXHI I JASHEM\* AFATGJATE I SHQIPERISE  
TE DHENA PERMBLEDHESE**

**LONG-TERM EXTERNAL PUBLIC DEBT\*  
SUMMARIZED DATA**

(in million EUR)

Klasifikimi	Deri ne 31.12.2007 Up to 31.12.2007	2008	2009	2010	2011	9M 2012	GJITHSEJ TOTAL	Classification
<b>I.TE DHENA KUMULATIVE</b>								<b>I. CUMULATIVE DATA (STOCK)</b>
<b>Borxhi Neto</b>	1,211.16	1,578.56	1,939.10	2,219.49	2,403.68	2,547.50	2,547.50	<b>Debt Outstanding Disbursed (DOD)</b>
<b>Terheqjet</b>	1,690.08	2,069.27	2,465.11	2,938.00	3,160.01	3,340.78	3,340.78	<b>Drawings</b>
<b>Pagesat e Borxhit</b>	458.43	534.62	641.62	950.61	1,080.91	1,156.05	1,156.05	<b>Debt Service</b>
-Principal	241.89	287.77	344.94	603.93	678.32	728.93	728.93	-Principal
-Interes	216.51	246.85	296.68	346.68	402.59	427.13	427.13	-Interest
<b>Borxhi i nenshkuar i paterhequr</b>	667.22	785.59	718.28	765.62	853.55	816.30	816.30	<b>Committed Undisbursed Balance (CUB)</b>
<b>II. TE DHENA VJETORE</b>								<b>II. ANNUAL DATA (FLOWS)</b>
<b>Terheqjet</b>	125.09	379.19	395.84	472.89	222.01	180.77	1,775.79	<b>Drawings</b>
<b>Pagesat e Borxhit</b>	63.68	75.98	107.00	309.00	130.30	75.14	761.33	<b>Debt Service</b>
-Principal	40.67	45.60	57.17	259.00	74.39	50.61	527.71	-Principal
-Interes	23.01	30.38	49.83	50.00	55.91	24.53	233.63	-Interest

\*) Përfshin borxhin shtetëror dhe shtetëror të garantuar (Tabela I.1 + Tabela I.2)

\*\*) Përfshihen të dhënat për periudhën 1991-2007

\*\*) Deri më 30.09.2012, të dhëna paraprake

Ne këto Tabela nuk përfshihet kredia e FMN-se

\*) Includes Central Government and Central Government Guaranteed debt (Table I.1 + Table I.2)

\*\*) Cumulative data (1991-2007)

\*\*) As of Sep 30, 2012, data are preliminary

IMF credit is not included

**BORXHI I JASHEM I QEVERISE QENDRORE  
TE DHENA PERMBLEDHESE**

**CENTRAL GOVERNMENT EXTERNAL DEBT  
SUMMARIZED DATA**

(in million EUR)

Klasifikimi	Deri ne 31.12.2007 Up to 31.12.2007	2008	2009	2010	2011	9M 2012	GJITHSEJ TOTAL	Classification
<b>I. TE DHENA KUMULATIVE</b>								<b>I. CUMULATIVE DATA (STOCK)</b>
<b>Borxhi Neto</b>	986.15	1,323.35	1,647.37	1,932.15	2,118.22	2,264.92	2,264.92	<b>Debt Outstanding Disbursed (DOD)</b>
<b>Terheqjet</b>	1,408.51	1,752.30	2,096.04	2,557.17	2,762.93	2,933.70	2,933.70	<b>Drawings</b>
<b>Pagesat e Borxhit</b>	384.85	441.95	526.21	808.71	911.29	968.03	968.03	<b>Debt Service</b>
-Principal	200.56	235.00	277.13	516.48	570.23	607.35	607.35	-Principal
-Interes	184.27	207.17	249.08	292.23	341.06	360.68	360.68	-Interest
<b>Borxhi i nenshkuar i paterhequr</b>	533.32	673.28	658.06	717.17	821.35	794.09	794.09	<b>Committed Undisbursed Balance (CUB)</b>
<b>II. TE DHENA VJETORE</b>								<b>II. ANNUAL DATA (FLOWS)</b>
<b>Terheqjet</b>	90.45	343.79	343.74	461.13	205.76	170.77	1,615.63	<b>Drawings</b>
<b>Pagesat e Borxhit</b>	48.48	57.34	84.04	282.50	102.58	56.74	631.69	<b>Debt Service</b>
-Principal	32.00	34.44	42.13	239.35	53.75	37.12	438.79	-Principal
-Interes	16.49	22.90	41.91	43.15	48.83	19.62	192.90	-Interest

\*) Përfshihen të dhënat për periudhën 1991-2007

\*\*) Deri më 30.09.2012, të dhëna paraprake

Ne këto tabele nuk përfshihen kredia e FMN-se

\*) Cumulative data (1991-2007)

\*\*) As of Sep 30, 2012, data are preliminary

IMF credit is not included

**BORXHI I JASHEM I GARANTUAR NGA QEVERIA QENDRORE  
TE DHENA PERMBLEDHESE**

**CENTRAL GOVERNMENT GUARANTEED DEBT  
SUMMARIZED DATA**

(in million EUR)

Klasifikimi	Deri ne 31.12.2007 Up to 31.12.2007	2008	2009	2010	2011	9M 2012	GJITHSEJ TOTAL	Classification
<b>I. TE DHENA KUMULATIVE</b>								<b>I. CUMULATIVE DATA (STOCK)</b>
<b>Borxhi Neto</b>	225.01	255.21	291.73	287.34	285.46	282.57	282.57	<b>Debt Outstanding Disbursed (DOD)</b>
<b>Terheqjet</b>	281.57	316.97	369.07	380.83	397.08	407.08	407.08	<b>Drawings</b>
<b>Pagesat e Borxhit</b>	73.58	92.45	115.41	141.91	169.63	188.03	188.03	<b>Debt Service</b>
-Principal	41.33	52.77	67.81	87.45	108.09	121.58	121.58	-Principal
-Interes	32.24	39.68	47.60	54.45	61.53	66.45	66.45	-Interest
<b>Borxhi i nenshkruar i paterhequr</b>	133.90	112.31	60.22	48.45	32.20	22.21	22.21	<b>Committed Undisbursed Balance (CUB)</b>
<b>II. TE DHENA VJETORE</b>								<b>II. ANNUAL DATA (FLOWS)</b>
<b>Terheqjet</b>	34.64	35.40	52.10	11.76	16.25	10.00	160.15	<b>Drawings</b>
<b>Pagesat e Borxhit</b>	15.19	18.88	22.96	26.50	27.72	18.40	129.65	<b>Debt Service</b>
-Principal	8.67	11.44	15.04	19.65	20.64	13.49	88.92	-Principal
-Interes	6.52	7.44	7.92	6.85	7.08	4.91	40.73	-Interest

\*) Përfshihen të dhënat për periudhën 1991-2007

\*\*) Deri më 30.09.2012, të dhëna paraprake

\*) Cumulative data (1991-2007)

\*\*) As of Sep 30, 2012, data are preliminary

**BORXHI I JASHEM\* AFATGJATE I SHQIPERISE**  
**TERHEQJET NE VITE NGA KREDITE E HUAJA SIPAS KREDITOREVE**  
**LONG-TERM EXTERNAL PUBLIC DEBT\***  
**DRAWINGS BY YEARS AND BY CREDITORS**

(in million EUR)

Sipas kreditoreve	Deri ne 31.12.2007 Up to 31.12.2007	2008	2009	2010	2011	3M 2012	6M 2012	9M 2012	TOTALI	By Creditors
-Shumepalesh (I)	1,009.94	112.97	136.80	111.20	165.24	46.35	55.01	40.17	1,677.67	-Multilateral (I)
CEB	18.38	15.41	21.83	21.30	25.14	0.63	5.40	0.15	108.24	CEB
IBRD	3.85	8.08	4.94	2.32	21.10	2.05	2.30	1.33	45.97	IBRD
EC	9.00	-	-	-	-	-	-	-	9.00	EC
EBRD	95.62	24.93	32.24	14.38	36.05	14.32	5.82	9.34	232.70	EBRD
EIB	130.32	31.76	28.19	27.28	29.65	13.00	12.83	-	273.03	EIB
IDA	660.07	18.53	25.02	19.61	17.26	6.93	4.81	4.96	757.19	IDA
IDB	39.01	9.45	14.80	13.38	30.19	8.25	23.36	19.92	158.35	IDB
IFAD	30.46	1.51	1.41	2.17	1.22	0.41	0.09	0.67	37.94	IFAD
OPEC	23.22	3.30	8.36	10.76	4.63	0.76	0.40	3.80	55.24	OPEC
-Dypalesh (II)	588.66	36.22	66.44	63.20	56.77	12.88	15.14	11.22	850.52	-Bilateral (II)
AUSTRIA	4.51	-	5.03	2.46	6.35	5.01	0.51	4.08	27.94	AUSTRIA
BULLGARI	0.08	-	-	-	-	-	-	-	0.08	BULGARIA
ÇEKI	8.49	-	-	-	-	-	-	-	8.49	CZECH REP.
GREQI	49.35	-	-	-	-	-	-	-	49.35	GREECE
GJERMANI	125.75	10.74	24.79	15.04	17.79	2.79	1.36	2.48	200.74	GERMANY
HUNGARI	11.92	-	-	-	-	-	-	-	11.92	HUNGARY
ITALI	141.47	17.10	23.24	39.19	29.28	2.72	12.47	2.61	268.09	ITALY
JAPONI	52.71	-	-	2.29	1.32	0.15	0.24	0.52	57.24	JAPAN
JUGOSLLAVI	0.05	-	-	-	-	-	-	-	0.05	YUGOSLAVIA
MAQEDONI	0.98	-	-	-	-	-	-	-	0.98	MACEDONIA
TURQI	26.86	-	-	-	-	-	-	-	26.86	TURKEY
KUVAIT	39.13	3.04	2.46	2.50	0.83	1.14	0.45	1.52	51.06	KUWAIT
KINE	41.09	-	-	-	-	-	-	-	41.09	CHINA
KOREA	21.85	0.21	-	-	-	-	-	-	22.05	SOUTH KOREA
POLONI	0.92	-	-	-	-	-	-	-	0.92	POLAND
RUMANI	4.50	-	-	-	-	-	-	-	4.50	ROMANIA
SPANJE	0.95	0.74	5.02	-	-	-	-	-	6.71	SPAIN
SLOVAKI	4.30	-	-	-	-	-	-	-	4.30	SLOVAKIA
SUEDI	3.14	-	-	-	-	-	-	-	3.14	SWEDEN
NORVEGJI	28.86	-	-	-	-	-	-	-	28.86	NORWAY
ARABIA SAUDITE	-	-	-	-	0.80	1.07	0.10	-	1.97	SAUDI ARABIA
HOLLANDE	-	4.40	5.90	1.72	0.40	-	0.01	0.01	12.43	NETHERLANDS
RUSIA	0.73	-	-	-	-	-	-	-	0.73	RUSSIA
SERBIA	5.93	-	-	-	-	-	-	-	5.93	SERBIA
ZVICRA	4.47	-	-	-	-	-	-	-	4.47	SWITZERLAND
MALI I ZI	0.43	-	-	-	-	-	-	-	0.43	MONTENEGRO
KROACJA	4.47	-	-	-	-	-	-	-	4.47	CROATIA
SLLOVENIA	2.91	-	-	-	-	-	-	-	2.91	SLOVENIA
BOSNJA-HERCEGOV	2.82	-	-	-	-	-	-	-	2.82	BOSNIA-HERCEG
Kreditore Private (III)	-	230.00	192.60	298.49	-	-	-	-	721.09	Private Creditors (III)
Kreditore Private	-	230.00	192.60	-	-	-	-	-	422.60	Private Creditors
EUROBONDI	-	-	-	298.49	-	-	-	-	298.49	EUROBOND
-Klubi i Parisit (IV)	91.49	-	-	-	-	-	-	-	91.49	-Paris Club (IV)
AUSTRI	8.85	-	-	-	-	-	-	-	8.85	AUSTRIA
ANGLI	0.02	-	-	-	-	-	-	-	0.02	UNITED KINGDOM
DANIMARKE	0.12	-	-	-	-	-	-	-	0.12	DENMARK
FRANCE	21.85	-	-	-	-	-	-	-	21.85	FRANCE
GJERMANI	13.14	-	-	-	-	-	-	-	13.14	GERMANY
HOLLANDE	1.18	-	-	-	-	-	-	-	1.18	NETHERLANDS
ITALI	7.57	-	-	-	-	-	-	-	7.57	ITALY
JAPONI	0.24	-	-	-	-	-	-	-	0.24	JAPAN
RUSI	38.52	-	-	-	-	-	-	-	38.52	RUSSIA
<b>GJITHSEJ (I+II+III+IV)</b>	<b>1,690.08</b>	<b>379.19</b>	<b>395.83</b>	<b>472.88</b>	<b>222.01</b>	<b>59.23</b>	<b>70.15</b>	<b>51.39</b>	<b>3,340.76</b>	<b>TOTAL (I+II+III+IV)</b>

\*) Përfshin borxhin shtetëror dhe shtetëror të garantuar (Tabela II.1 + Tabela II.2)

Ne këte tabelë nuk përfshihet kredia e FMN-se

\*\*) Deri me 30.09.2012, të dhëna paraprake

\*) Includes Central Government and Central Government Guaranteed debt  
IMF credit is not included

\*\*) As of Sep. 30, 2012, data are preliminary

**BORXHI I JASHEM I QEVERISE QENDRORE  
TERHEQJET NE VITE NGA KREDITE E HUAJA SIPAS KREDITOREVE**

**CENTRAL GOVERNMENT EXTERNAL DEBT  
DRAWINGS BY YEARS AND BY CREDITORS**

(in million EUR)

Sipas kreditoreve	Deri ne 31.12.2007 Up to 31.12.2007	2008	2009	2010	2011	3M 2012	6M 2012	9M 2012	TOTALI	By Creditors
-Shumepalesh (I)	889.79	83.58	103.69	105.42	156.12	39.42	53.69	39.40	1,471.11	-Multilateral (I)
CEB	18.38	15.41	21.83	21.30	25.14	0.63	5.40	0.15	108.24	CEB
IBRD	3.85	8.08	4.94	2.32	21.10	2.05	2.30	1.33	45.97	IBRD
EC	9.00	-	-	-	-	-	-	-	9.00	EC
EBRD	24.13	10.54	10.14	8.60	26.93	7.39	4.50	8.57	100.79	EBRD
EIB	81.67	16.76	17.19	27.28	29.65	13.00	12.83	-	198.38	EIB
IDA	660.07	18.53	25.02	19.61	17.26	6.93	4.81	4.96	757.19	IDA
IDB	39.01	9.45	14.80	13.38	30.19	8.25	23.36	19.92	158.35	IDB
IFAD	30.46	1.51	1.41	2.17	1.22	0.41	0.09	0.67	37.94	IFAD
OPEC	23.22	3.30	8.36	10.76	4.63	0.76	0.40	3.80	55.24	OPEC
-Dypalesh (II)	427.29	30.21	47.45	57.21	49.64	11.94	15.10	11.22	650.04	-Bilateral (II)
AUSTRIA	4.51	-	5.03	2.46	6.35	5.01	0.51	4.08	27.94	AUSTRIA
BULLGARI	0.08	-	-	-	-	-	-	-	0.08	BULGARIA
ÇEKI	8.49	-	-	-	-	-	-	-	8.49	CZECH REP.
GREQI	40.54	-	-	-	-	-	-	-	40.54	GREECE
GJERMANI	78.63	6.08	5.80	9.16	13.14	2.79	1.36	2.48	119.44	GERMANY
HUNGARI	11.92	-	-	-	-	-	-	-	11.92	HUNGARY
ITALI	94.43	15.95	23.24	39.08	26.80	1.78	12.43	2.61	216.33	ITALY
JAPONI	16.15	-	-	2.29	1.32	0.15	0.24	0.52	20.67	JAPAN
JUGOSLLAVI	0.05	-	-	-	-	-	-	-	0.05	YUGOSLAVIA
MAQEDONI	0.98	-	-	-	-	-	-	-	0.98	MACEDONIA
TURQI	26.86	-	-	-	-	-	-	-	26.86	TURKEY
KUVAIT	39.13	3.04	2.46	2.50	0.83	1.14	0.45	1.52	51.06	KUWAIT
KINE	41.09	-	-	-	-	-	-	-	41.09	CHINA
POLONI	0.92	-	-	-	-	-	-	-	0.92	POLAND
RUMANI	4.50	-	-	-	-	-	-	-	4.50	ROMANIA
SPANJE	0.95	0.74	5.02	-	-	-	-	-	6.71	SPAIN
SLOVAKI	4.30	-	-	-	-	-	-	-	4.30	SLOVAKIA
SUEDI	3.14	-	-	-	-	-	-	-	3.14	SWEDEN
NORVEGJI	28.86	-	-	-	-	-	-	-	28.86	NORWAY
ARABIA SAUDITE	-	-	-	-	0.80	1.07	0.10	-	1.87	SAUDI ARABIA
HOLLANDE	-	4.40	5.90	1.72	0.40	-	0.009	0.007	12.43	NETHERLANDS
RUSIA	0.73	-	-	-	-	-	-	-	0.73	RUSSIA
SERBIA	5.93	-	-	-	-	-	-	-	5.93	SERBIA
ZVICRA	4.47	-	-	-	-	-	-	-	4.47	SWITZERLAND
MALI I ZI	0.43	-	-	-	-	-	-	-	0.43	MONTENEGRO
KROACIA	4.47	-	-	-	-	-	-	-	4.47	CROATIA
SLLOVENIA	2.91	-	-	-	-	-	-	-	2.91	SLOVENIA
BOSNJA-HERCEGOV	2.82	-	-	-	-	-	-	-	2.82	BOSNIA-HERCEG
Kreditor Privat (III)	-	230.00	192.60	298.49	-	-	-	-	721.09	Private Creditors (III)
Kreditor Private kredi	-	230.00	192.60	-	-	-	-	-	422.60	Private Creditors Loans
EUROBONDI	-	-	-	298.49	-	-	-	-	298.49	EUROBOND
-Klubi i Parisit (IV)	91.44	-	-	-	-	-	-	-	91.44	-Paris Club (IV)
AUSTRI	8.85	-	-	-	-	-	-	-	8.85	AUSTRIA
ANGLI	0.02	-	-	-	-	-	-	-	0.02	UNITED KINGDOM
DANIMARKE	0.12	-	-	-	-	-	-	-	0.12	DENMARK
FRANCE	21.85	-	-	-	-	-	-	-	21.85	FRANCE
GJERMANI	13.14	-	-	-	-	-	-	-	13.14	GERMANY
HOLLANDE	1.18	-	-	-	-	-	-	-	1.18	NETHERLANDS
ITALI	7.57	-	-	-	-	-	-	-	7.57	ITALY
JAPONI	0.20	-	-	-	-	-	-	-	0.20	JAPAN
RUSI	38.52	-	-	-	-	-	-	-	38.52	RUSSIA
<b>GJITHSEJ (I+II+III+IV)</b>	<b>1,408.51</b>	<b>343.79</b>	<b>343.74</b>	<b>461.12</b>	<b>205.76</b>	<b>51.36</b>	<b>68.79</b>	<b>50.62</b>	<b>2,933.68</b>	<b>TOTAL (I+II+III+IV)</b>

Ne kete tabelë nuk përfshihen kredita e FMN-se

\*\*) Deri me 30.09.2012, të dhëna paraprake

IMF credit is not included

\*\*) As of Sep. 30, 2012, data are preliminary

**BORXHI I JASHEM I GARANTUAR NGA QEVERIA QENDRORE  
TERHEQJET NE VITE NGA KREDITE E HUAJA SIPAS KREDITOREVE**

**CENTRAL GOVERNMENT GUARANTEED DEBT  
DRAWINGS BY YEARS AND BY CREDITORS**

(in million EUR)

Sipas kreditoreve	Deri ne 31.12.2007 Up to 31.12.2007	2008	2009	2010	2011	3M 2012	6M 2012	9M 2012	GJITHSEJ TOTAL	By Creditors
-Shumepalesh (I)	120.15	29.39	33.10	5.77	9.12	6.93	1.32	0.77	206.56	-Multilateral (I)
EBRD	71.50	14.39	22.10	5.77	9.12	6.93	1.32	0.77	131.91	EBRD
EIB	48.65	15.00	11.00	-	-	-	-	-	74.65	EIB
-Dypalesh (II)	161.37	6.01	18.99	5.99	7.13	0.94	0.04	-	200.48	-Bilateral (II)
GJERMANI	47.12	4.66	18.99	5.88	4.65	-	-	-	81.30	GERMANY
GREQI	8.80	-	-	-	-	-	-	-	8.80	GREECE
ITALI	47.04	1.15	-	0.11	2.48	0.94	0.04	-	51.76	ITALY
JAPONI	36.56	-	-	-	-	-	-	-	36.56	JAPAN
KOREA	21.85	0.21	-	-	-	-	-	-	22.05	SOUTH KOREA
-Klubi Parisit (III)	0.05	-	-	-	-	-	-	-	0.05	-Paris Club (III)
JAPONI	0.05	-	-	-	-	-	-	-	0.05	JAPAN
<b>GJITHSEJ (I+II+III)</b>	<b>281.57</b>	<b>35.40</b>	<b>52.10</b>	<b>11.76</b>	<b>16.25</b>	<b>7.87</b>	<b>1.36</b>	<b>0.77</b>	<b>407.09</b>	<b>TOTAL (I+II+III)</b>

\*\*) Deri me 30.09.2012, te dhena paraprake

\*\*) As of Sep. 30, 2012, data are preliminary

**BORXHI I JASHEM\* AFATGJATE I SHQIPERISE  
TERHEQJET NE VITE SIPAS SEKTOREVE EKONOMIKE**

**LONG-TERM EXTERNAL PUBLIC DEBT\*  
DRAWINGS BY ECONOMIC SECTORS**

(in million EUR)

Sipas sektoreve ekonomike	Deri ne 31.12.2007 Up to 31.12.2007	2008	2009	2010	2011	3M 2012	6M 2012	9M 2012	GJITHSEJ TOTAL	By Economic Sectors
ADMINISTRATA SHETETERORE	32.88	-	-	-	-	-	-	-	32.88	Public Administration
ARESIMI	36.32	9.72	4.13	4.10	5.83	2.50	6.62	-	69.22	Education
BILANCI I PAGESAVE	18.35	-	-	-	-	-	-	-	18.35	Balance of Payment
BUJQESI, UJITJE	123.30	10.03	6.28	2.79	0.53	-	-	-	142.93	Agriculture-Irrigation
ENERGJETIKE	300.77	44.80	85.76	39.96	33.08	8.07	3.38	3.33	519.15	Energy
IMPORT MALLRASH DHE PAJISJESH	54.74	-	-	-	-	-	-	-	54.74	Import of Goods and Services
INDUSTRI E LEHTE	2.56	-	-	-	-	-	-	-	2.56	Light Industry
INFRASTRUKTURE URBANE DHE RURALE	48.76	7.21	4.78	1.96	3.28	-	0.35	0.15	66.50	Urban and Rural Infrastructure
KLUBI I PARISIT DHE RISKEDULIME TE TJERA	223.60	-	-	-	-	-	-	-	223.60	Paris Club & Other Rescheduling
MBESHETJE PER BUXHETIN	241.93	-	192.60	298.49	18.10	-	-	-	751.12	Budgetary Support
MBROJTJA	8.90	-	-	1.83	0.45	0.29	0.55	0.37	12.39	Defence
MBROJTJA E MJEDISIT	2.52	0.26	0.25	1.02	0.48	0.40	0.31	0.03	5.27	Environmental Protection
PYJE	7.22	-	-	-	-	-	-	-	7.22	Forestry
SHENDETESI	46.28	2.73	15.46	8.44	10.08	3.67	2.65	4.41	93.72	Health
SIGURIME SHOQ./TREGU I PUNES	13.20	2.83	0.17	0.31	0.73	0.56	0.08	0.44	18.31	Social Safety/Labor Market
STREHIMI	14.07	2.19	5.03	4.10	1.79	0.43	-	-	27.61	Housing
TELEKOMUNIKACION	14.69	-	-	-	-	-	-	-	14.69	Telecommunication
TRANSPORT	266.84	278.46	61.27	71.38	120.52	35.31	39.19	36.78	909.75	Transport
TRANSPORTI AJROR	23.64	-	-	-	-	-	-	-	23.64	Air Transport
TRANSPORTI HEKURUDHOR	3.10	-	-	-	-	-	-	-	3.10	Rail Transport
UJESJELLESJA/KANALIZIME	105.56	13.80	17.71	22.16	21.38	6.65	6.07	4.23	197.56	Water Supply and Sewerage
ZHVILL. SEK.PRIVAT	42.10	5.13	0.00	11.23	1.61	0.87	10.78	0.98	72.71	Enterprise Sector Development
TE TJERA	26.53	-	-	-	-	-	-	-	26.53	Other
ZHVILLIMI RURAL	32.23	2.03	2.41	5.11	4.14	0.49	0.17	0.67	47.25	Rural Development
<b>GJITHSEJ</b>	<b>1,690.08</b>	<b>379.20</b>	<b>395.84</b>	<b>472.90</b>	<b>222.00</b>	<b>59.24</b>	<b>70.15</b>	<b>51.39</b>	<b>3,340.80</b>	<b>TOTAL</b>

\*) Përfshin borxhin shtetëror dhe shtetëror të garantuar

\*\*) Deri më 30.09.2012, të dhëna paraprake

Ne këto tabela nuk përfshihen kredia e FMN-se

\*) Includes Central Government and Central Government Guaranteed debt

\*\*) As of Sep. 30, 2012, data are preliminary

IMF credit is not included



**BORXHI I JASHEM\* AFATGJATE I SHQIPERISE**  
**BORXHI NETO SIPAS KREDITOREVE**

**LONG-TERM EXTERNAL PUBLIC DEBT\***  
**DEBT OUTSTANDING DISBURSED BY CREDITORS**

(in million EUR)

<b>Sipas kreditoreve</b>	<b>31.12.2008</b>	<b>31.12.2009</b>	<b>2010</b>	<b>2011</b>	<b>9M-2012</b>	<b>By Creditors</b>
<b>-Shumepalesh (I)</b>	<b>920.14</b>	<b>1,018.72</b>	<b>1,140.03</b>	<b>1,287.50</b>	<b>1,403.46</b>	<b>-Multilateral (I)</b>
CEB	33.16	54.84	76.17	100.56	106.40	CEB
EBRD	77.86	97.94	98.66	117.96	138.84	EBRD
EC	9.00	9.00	9.00	9.00	9.00	EC
EIB	134.17	155.55	175.49	196.94	216.13	EIB
IBRD	11.93	16.88	19.20	39.13	43.72	IBRD
IDA	577.31	587.69	636.83	662.67	673.97	IDA
IDB	38.63	51.70	66.04	96.90	146.87	IDB
IFAD	26.03	26.62	29.68	30.89	31.82	IFAD
OPEC	12.05	18.51	28.97	33.45	36.71	OPEC
<b>-Dypalesh (II)</b>	<b>357.68</b>	<b>408.85</b>	<b>466.23</b>	<b>506.73</b>	<b>533.56</b>	<b>-Bilateral (II)</b>
GJERMANI	116.96	139.27	147.79	158.85	160.25	GERMANY
GREQI	12.94	12.69	12.44	12.18	11.97	GREECE
AUSTRI		5.03	7.49	13.84	23.44	AUSTRIA
ITALI	129.87	147.79	181.66	204.99	220.59	ITALY
JAPONI	45.05	41.57	48.98	51.19	50.20	JAPAN
KINE	1.32	1.29	1.39	1.44	1.44	CHINA
KUVAIT	23.73	23.03	26.75	26.19	27.91	KUWAIT
NORVEGJI	6.14	4.29	2.78	0.96	-	NORWAY
HOLLANDE	4.40	9.98	10.60	9.74	8.46	NETHERLANDS
SPANJE	1.74	6.46	6.97	7.20	7.19	SPAIN
KOREA	15.52	17.44	19.38	19.33	20.11	SOUTH KOREA
ARABIA SAUDITE			-	0.83	2.00	SAUDI ARABIA
<b>Kreditore private (III)</b>	<b>230.00</b>	<b>422.60</b>	<b>530.00</b>	<b>530.00</b>	<b>530.00</b>	<b>Private Creditors (III)</b>
KREDITORE PRIVATE	230.00	422.60	230.00	230.00	230.00	PRIVATE CREDITORS
EUROBONDI			300.00	300.00	300.00	EUROBOND
<b>-Borxhi i riseduluar (IV) (A+B)</b>	<b>70.75</b>	<b>88.94</b>	<b>83.23</b>	<b>79.45</b>	<b>80.47</b>	<b>-Rescheduled Debt (IV) (A+B)</b>
<b>-Klubi i Parisit (A)</b>	<b>27.21</b>	<b>25.60</b>	<b>26.58</b>	<b>26.25</b>	<b>25.55</b>	<b>-Paris Club (A)</b>
GJERMANI	0.33	-	-	-	-	GERMANY
ITALI	2.66	2.49	2.41	2.27	2.18	ITALY
RUSI	24.22	23.11	24.17	23.98	23.37	RUSSIA
<b>-Te tjere (B)</b>	<b>43.54</b>	<b>63.34</b>	<b>56.66</b>	<b>53.20</b>	<b>54.92</b>	<b>-Others (B)</b>
TURQI	11.65	9.87	9.01	7.61	6.75	TURKEY
GREQI		27.70	25.71	22.24	20.04	GREECE
KINE	16.41	13.75	12.37	10.22	8.93	CHINA
HUNGARI	5.04	3.94	3.19	2.19	2.19	HUNGARY
GJERMANI	1.47	0.74	-	-	-	GERMANY
RUMANIA	2.50	2.07	1.82	1.47	1.04	ROMANIA
SLLOVAKI	2.16	1.76	1.52	1.18	1.17	SLOVAK REP.
MALI I ZI					0.21	MONTENEGRO
KROACI					4.24	CROATIA
ÇEKI	4.31	3.51	3.03	2.35	2.35	CZECH REP.
SLOVENIA					1.49	SLOVENIA
BOSNJA-HERCEGOVINA					1.90	BOSNIA-HERCEG
SERBIA				5.94	4.61	SERBIA
<b>GJITHSEJ (I+II+III+IV)</b>	<b>1,578.57</b>	<b>1,939.11</b>	<b>2,219.49</b>	<b>2,403.68</b>	<b>2,547.50</b>	<b>TOTAL (I+II+III+IV)</b>

\*) Perfshin borxhin shtetëror dhe shtetëror të garantuar  
 Ne kete tabelë nuk perfshihet kredia e FMN-se

\*\*) Deri me 30.09.2012, te dhena paraprake

\*\*\*)2011 te dhena te rishikuara

\*) Includes Central Government and Central Government Guaranteed debt  
 IMF credit is not included

\*\*) As of Sep. 30, 2012, data are preliminary

\*\*\*)Revised data 2011

**BORXHI I JASHTEM I QEVERISE QENDRORE**  
**BORXHI NETO SIPAS KREDITOREVE**

**CENTRAL GOVERNMENT EXTERNAL DEBT**  
**DEBT OUTSTANDING DISBURSED BY CREDITORS**

(in million EUR)

Sipas kreditoreve	31.12.2008	31.12.2009	2010***	2011	9M-2012	By Creditors
-Shumepalesh (I)	813.64	890.11	1,017.75	1,169.10	1,283.44	-Multilateral (I)
CEB	33.16	54.84	76.17	100.56	106.40	CEB
EBRD	30.42	37.78	43.22	64.64	81.60	EBRD
EC	9.00	9.00	9.00	9.00	9.00	EC
EIB	75.12	87.10	108.65	131.86	153.35	EIB
IBRD	11.93	16.88	19.20	39.13	43.72	IBRD
IDA	577.31	587.69	636.83	662.67	673.97	IDA
IDB	38.63	51.70	66.04	96.90	146.87	IDB
IFAD	26.03	26.62	29.68	30.89	31.82	IFAD
OPEC	12.05	18.51	28.97	33.45	36.71	OPEC
-Dypalesh (II)	208.96	245.72	301.17	339.67	371.01	-Bilateral (II)
GJERMANI	71.17	76.78	83.39	93.77	98.91	GERMANY
GREQI	4.14	3.89	3.64	3.38	3.17	GREECE
AUSTRI	-	5.03	7.49	13.84	23.44	AUSTRIA
ITALI	83.42	103.14	142.52	164.93	180.79	ITALY
JAPONI	12.89	11.83	15.65	17.40	17.70	JAPAN
KINE	1.32	1.29	1.39	1.44	1.44	CHINA
KUVAIT	23.73	23.03	26.75	26.19	27.91	KUWAIT
NORVEGJI	6.14	4.29	2.78	0.96	-	NORWAY
HOLLANDE	4.40	9.98	10.60	9.74	8.46	NETHERLANDS
SPANJA	1.74	6.46	6.97	7.20	7.19	SPAIN
ARABIA SAUDITE	-	-	-	0.83	2.00	SAUDI ARABIA
Kreditore Private (III)	230.00	422.60	530.00	530.00	530.00	Private Creditors(III)
KREDITORE PRIVATE	230.00	422.60	230.00	230.00	230.00	PRIVATE CREDITORS
EUROBONDI	-	-	300.00	300.00	300.00	EUROBOND
-Borxhi i riskeduluar (IV) (A+B)	70.75	88.94	83.23	79.45	80.47	-Rescheduled Debt (IV) (A+B)
-Klubi i Parisit (A)	27.21	25.60	26.58	26.25	25.55	-Paris Club (A)
GJERMANI	0.33	-	-	-	-	GERMANY
ITALI	2.66	2.49	2.41	2.27	2.18	ITALY
RUSI	24.22	23.11	24.17	23.98	23.37	RUSSIA
-Te tjere (B)	43.54	63.34	56.66	53.20	54.92	-Others (B)
TURQI	11.65	9.87	9.01	7.61	6.75	TURKEY
GREQI	-	27.70	25.71	22.24	20.04	GREECE
KINE	16.41	13.75	12.37	10.22	8.93	CHINA
HUNGARI	5.04	3.94	3.19	2.19	2.19	HUNGARY
GJERMANI	1.47	0.74	-	-	-	GERMANY
RUMANIA	2.50	2.07	1.82	1.47	1.04	ROMANIA
SLLOVAKI	2.16	1.76	1.52	1.18	1.17	SLOVAK REP.
MALI I ZI	-	-	-	-	0.21	MONTENEGRO
KROACI	-	-	-	-	4.24	CROATIA
ÇEKI	4.31	3.51	3.03	2.35	2.35	CZECH REP.
SLOVENIA	-	-	-	-	1.49	SLOVENIA
BOSNJA-HERCEGOVINA	-	-	-	-	1.90	BOSNIA-HERCEG
SERBIA	-	-	-	5.94	4.61	SERBIA
<b>GJITHSEJ (I+II+III+IV)</b>	<b>1,323.35</b>	<b>1,647.37</b>	<b>1,932.15</b>	<b>2,118.22</b>	<b>2,264.92</b>	<b>TOTAL (I+II+III+IV)</b>

Ne kete tabelë nuk përfshihen kredia e FMN-se

\*\* Deri me 30.09.2012, të dhëna paraprake

\*\*\*2011 të dhëna të rishikuara

IMF credit is not included

\*\* As of Sep. 30, 2012, data are preliminary

\*\*\*Revised data 2011

**BORXHI I JASHEM I GARANTUAR NGA QEVERIA QENDRORE  
BORXHI NETO SIPAS KREDITOREVE**

**CENTRAL GOVERNMENT GUARANTEED DEBT  
DEBT OUTSTANDING DISBURSED BY CREDITORS**

(in million EUR)

Sipas kreditoreve	31.12.2008	31.12.2009	2010	2011	9M-2012	By Creditors
-Shumepalesh (I)	106.50	128.61	122.28	118.40	120.02	-Multilateral (I)
EBRD	47.44	60.16	55.44	53.32	57.24	EBRD
EIB	59.06	68.45	66.84	65.08	62.78	EIB
-Dypalesh (II)	148.72	163.13	165.06	167.06	162.55	-Bilateral (II)
GJERMANI	45.79	62.49	64.40	65.08	61.34	GERMANY
GREQI	8.80	8.80	8.80	8.80	8.80	GREECE
ITALI	46.45	44.65	39.14	40.06	39.80	ITALY
JAPONI	32.15	29.74	33.34	33.79	32.50	JAPAN
KOREA	15.52	17.44	19.38	19.33	20.11	SOUTH KOREA
<b>GJITHSEJ (I+II)</b>	<b>255.21</b>	<b>291.73</b>	<b>287.34</b>	<b>285.46</b>	<b>282.57</b>	<b>TOTAL (I+II)</b>

\*\*) Deri me 30.09.2012, te dhena paraprake

\*\*) As of Sep. 30, 2012, data are preliminary

**BORXHI I JASHEM\* AFATGJATE I SHQIPERISE**  
**BORXHI NETO SIPAS MONEDHAVE**

**LONG-TERM EXTERNAL PUBLIC DEBT\***  
**DOD BY CURRENCY**

(in million EUR)

Monedha Currency	2009		2010		2011		9M-2012	
	Amount	%	Amount	%	Amount	%	Amount	%
ACU	51.70	2.67	66.04	2.98	69.69	2.90%	72.99	2.87%
EUR	1,069.99	55.18	1,265.86	57.03	1,380.71	57.44%	1,465.53	57.53%
JPY	41.56	2.14	48.98	2.21	51.20	2.13%	50.21	1.97%
KWD	23.03	1.19	26.74	1.20	26.19	1.09%	27.91	1.10%
KRW	17.44	0.90	19.38	0.87	19.33	0.80%	20.11	0.79%
SAR					0.83	0.03%	2.00	0.08%
SDR	614.31	31.68	666.51	30.03	693.56	28.85%	705.79	27.70%
USD	121.07	6.24	125.99	5.68	162.17	6.75%	202.99	7.97%
<b>TOTAL</b>	<b>1,939.10</b>	<b>100.00</b>	<b>2,219.49</b>	<b>100.00</b>	<b>2,403.68</b>	<b>100.00%</b>	<b>2,547.53</b>	<b>100.00%</b>

\*) Përfshin borxhin e jashtëm shtetëror dhe shtetëror të garantuar

\*\*) Deri më 30.09.2012, të dhëna paraprake

Nuk përfshihet kredia e FMN-se

\*) Includes external public and external publicly guaranteed debt

\*\*) As of Sep. 30, 2012, data are preliminary

IMF credit is not included

**BORXHI I JASHEM\* AFATGJATE I SHQIPERISE  
PJESA E PATERHEQUR E KREDIVE**

**LONG-TERM EXTERNAL PUBLIC DEBT\*  
COMMITTED UNDISBURSED BALANCE**

(in million EUR)

<b>Sipas kreditoreve</b>	<b>2008</b>	<b>2009</b>	<b>2010</b>	<b>2011</b>	<b>9M-2012</b>	<b>By Creditors</b>
<b>-Shumepalesh (I)</b>	<b>431.38</b>	<b>406.41</b>	<b>392.74</b>	<b>467.88</b>	<b>419.49</b>	<b>-Multilateral (I)</b>
CEB	38.85	62.01	40.75	13.12	9.44	CEB
EBRD	75.20	77.95	63.58	77.52	108.53	EBRD
EIB	110.06	81.88	104.60	77.95	52.12	EIB
IBRD	22.97	23.50	21.45	18.33	28.16	IBRD
IDA	122.26	100.27	85.99	67.63	50.47	IDA
IDB	42.98	34.97	54.10	196.72	144.74	IDB
IFAD	4.11	9.02	7.40	6.32	5.00	IFAD
OPEC	14.96	16.82	14.89	10.29	21.03	OPEC
<b>-Dypalesh (II)</b>	<b>354.21</b>	<b>311.86</b>	<b>372.88</b>	<b>385.67</b>	<b>396.81</b>	<b>-Bilateral (II)</b>
GJERMANI	54.96	49.23	125.18	153.39	158.75	GERMANY
GREQI	-	-	-	-	-	GREECE
ITALI	181.23	157.98	118.79	89.51	71.71	ITALY
JAPONI	87.55	85.88	100.00	106.90	105.59	JAPAN
KUVAIT	17.47	14.07	13.42	13.06	9.85	KUWAIT
AUSTRI	-	2.46	5.96	14.22	4.61	AUSTRIA
ARABIA SAUDITE	-	-	9.00	8.45	7.27	SAUDI ARABIA
HOLLANDE	8.05	2.15	0.43	0.03	0.02	NETHERLANDS
KINA	0.10	0.10	0.11	0.11	0.11	CHINA
SPANJA	4.87	-	-	-	-	SPAIN
KOREA	-	-	-	-	-	SOUTH KOREA
ABUDHABI	-	-	-	-	38.90	ABUDHABI
<b>GJITHSEJ (I+II)</b>	<b>785.59</b>	<b>718.28</b>	<b>765.62</b>	<b>853.55</b>	<b>816.30</b>	<b>TOTAL (I+II)</b>

\*) Perfshin borxhin shtetedor dhe shtetedor te garantuar

\*\*) Deri me 30.09.2012, te dhena paraprake

Ne kete table nuk perfshihet kredia e FMN-se

\*) Includes Central Government and Central Government Guaranteed debt

\*\*) As of Sep. 30, 2012, data are preliminary

IMF credit is not included

**BORXHI I JASHEM I QEVERISE QENDRORE  
PJESA E PATERHEQUR E KREDIVE**

**CENTRAL GOVERNMENT EXTERNAL DEBT  
COMMITTED UNDISBURSED BALANCE**

(in million EUR)

<b>Sipas kreditoreve</b>	<b>2008</b>	<b>2009</b>	<b>2010</b>	<b>2011</b>	<b>9M-2012</b>	<b>By Creditors</b>
<b>-Shumepalesh (I)</b>	<b>364.11</b>	<b>372.24</b>	<b>364.35</b>	<b>448.61</b>	<b>409.24</b>	<b>-Multilateral (I)</b>
CEB	38.85	62.01	40.75	13.12	9.44	CEB
EBRD	18.92	43.79	35.18	58.25	98.28	EBRD
EIB	99.06	81.88	104.60	77.95	52.12	EIB
IBRD	22.97	23.50	21.45	18.33	28.16	IBRD
IDA	122.26	100.27	85.99	67.63	50.47	IDA
IDB	42.98	34.97	54.10	196.72	144.74	IDB
IFAD	4.11	9.02	7.40	6.32	5.00	IFAD
OPEC	14.96	16.82	14.89	10.29	21.03	OPEC
<b>-Dypalesh (II)</b>	<b>309.17</b>	<b>285.81</b>	<b>352.82</b>	<b>372.74</b>	<b>384.85</b>	<b>-Bilateral (II)</b>
GJERMANI	25.14	38.40	120.23	153.09	158.45	GERMANY
GREQI	-	-	-	-	-	GREECE
ITALI	166.01	142.76	103.68	76.88	60.05	ITALY
JAPONI	87.55	85.88	100.00	106.90	105.59	JAPAN
KUVAIT	17.47	14.07	13.42	13.06	9.85	KUWAIT
AUSTRI	-	2.46	5.96	14.22	4.61	AUSTRIA
HOLLANDE	8.05	2.15	0.43	0.03	0.02	NETHERLANDS
KINA	0.10	0.10	0.11	0.11	0.11	CHINA
ARABIA SAUDITE	-	-	9.00	8.45	7.27	SAUDI ARABIA
SPANJA	4.87	-	-	-	-	SPAIN
AbuDhabi					38.90	AbuDhabi
<b>GJITHSEJ (I+II)</b>	<b>673.28</b>	<b>658.06</b>	<b>717.17</b>	<b>821.35</b>	<b>794.09</b>	<b>TOTAL (I+II)</b>

\*\*) Deri me 30.09.2012, te dhena paraprake  
Ne kete tabele nuk perfshihet kredia e FMN-se

\*\*) As of Sep. 30, 2012, data are preliminary  
IMF credit is not included

**BORXHI I JASHEM I GARANTUAR NGA QEVERIA QENDRORE  
PJESA E PATERHEQUR E KREDIVE**

**CENTRAL GOVERNMENT GUARANTEED DEBT  
COMMITTED UNDISBURSED BALANCE**

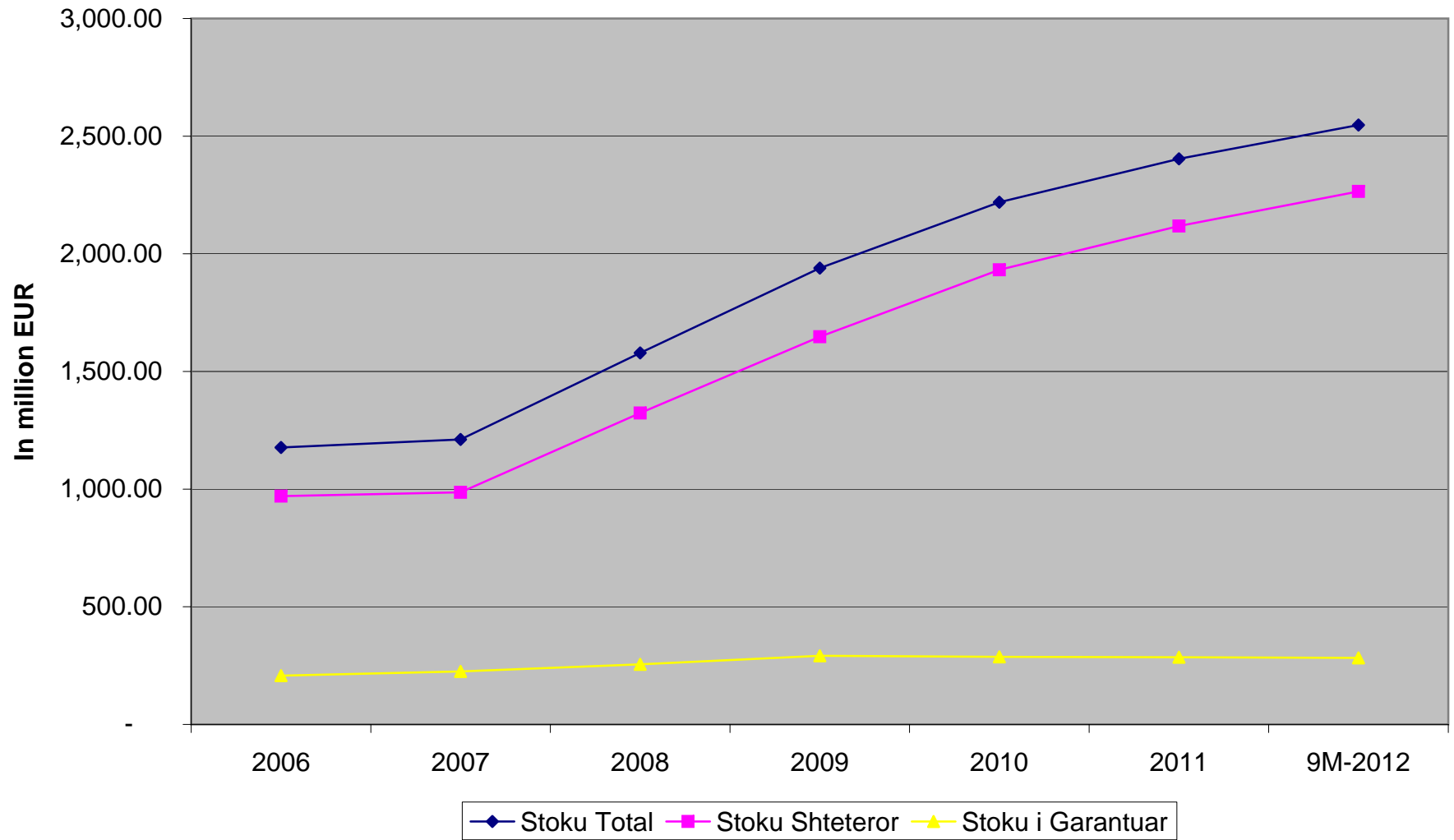
(in million EUR)

<b>Sipas kreditoreve</b>	<b>2008</b>	<b>2009</b>	<b>2010</b>	<b>2011</b>	<b>9M-2012</b>	<b>By Creditors</b>
-Shumepalesh (I)	67.27	34.17	28.40	19.27	10.25	-Multilateral (I)
EBRD	56.27	34.17	28.40	19.27	10.25	EBRD
EIB	11.00	-	-	-	-	EIB
-Dypalesh (II)	45.04	26.05	20.05	12.93	11.96	-Bilateral (II)
GJERMANI	29.82	10.83	4.95	0.30	0.30	GERMANY
ITALI	15.22	15.22	15.11	12.63	11.66	ITALY
KOREA	-	-	-	-	-	SOUTH KOREA
<b>GJITHSEJ (I+II)</b>	<b>112.31</b>	<b>60.22</b>	<b>48.45</b>	<b>32.20</b>	<b>22.21</b>	<b>TOTAL (I+II)</b>

\*\*) Deri me 30.09.2012, te dhena paraprake

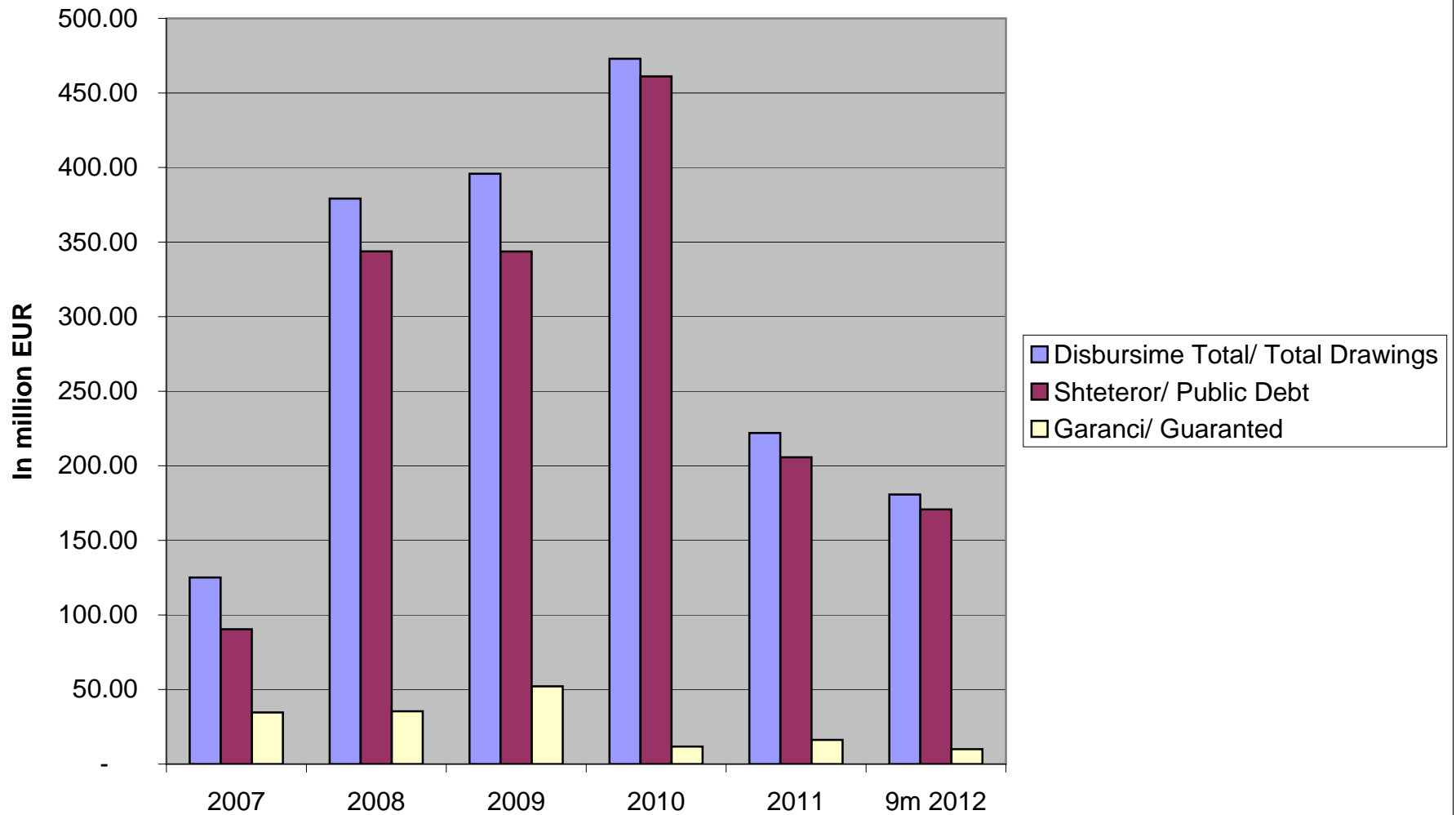
\*\*) As of Sep. 30, 2012, data are preliminary

## Paraqitja grafike e ecurise se stokut te borxhit te jashtem External Outstanding Debt

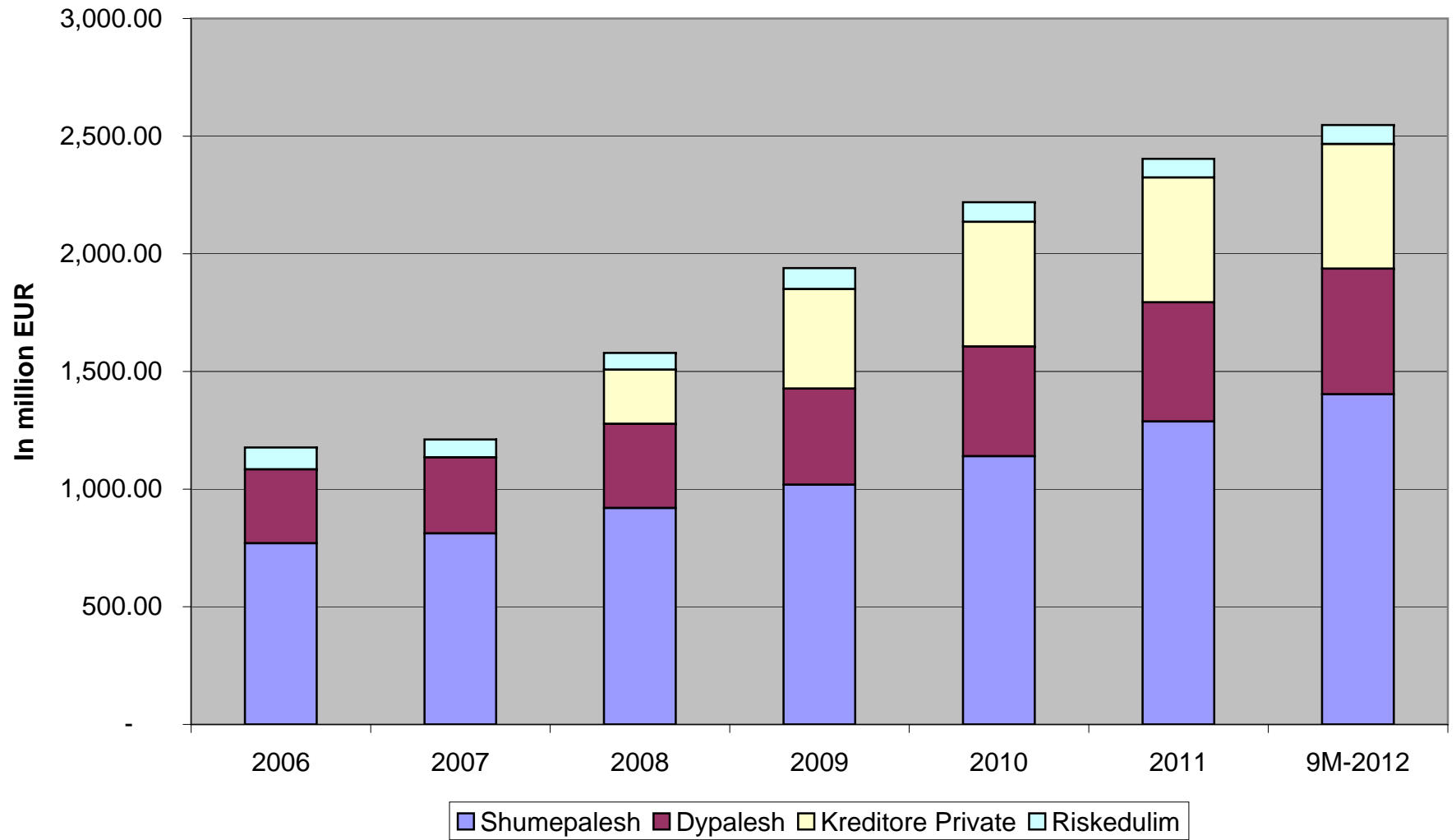




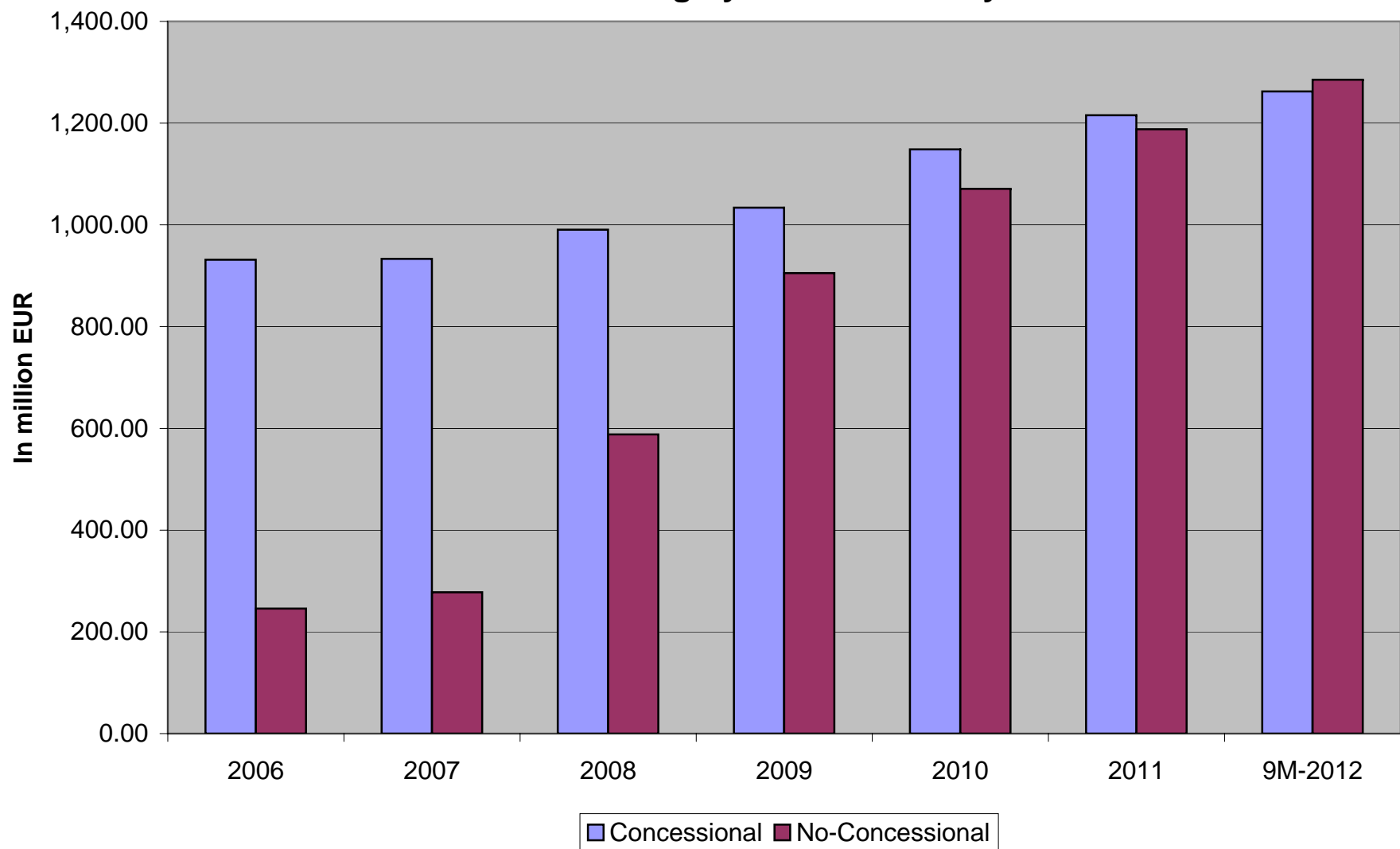
## Ecuria e Disbursimeve te Borxhit te Jashtem External Debt Drawings



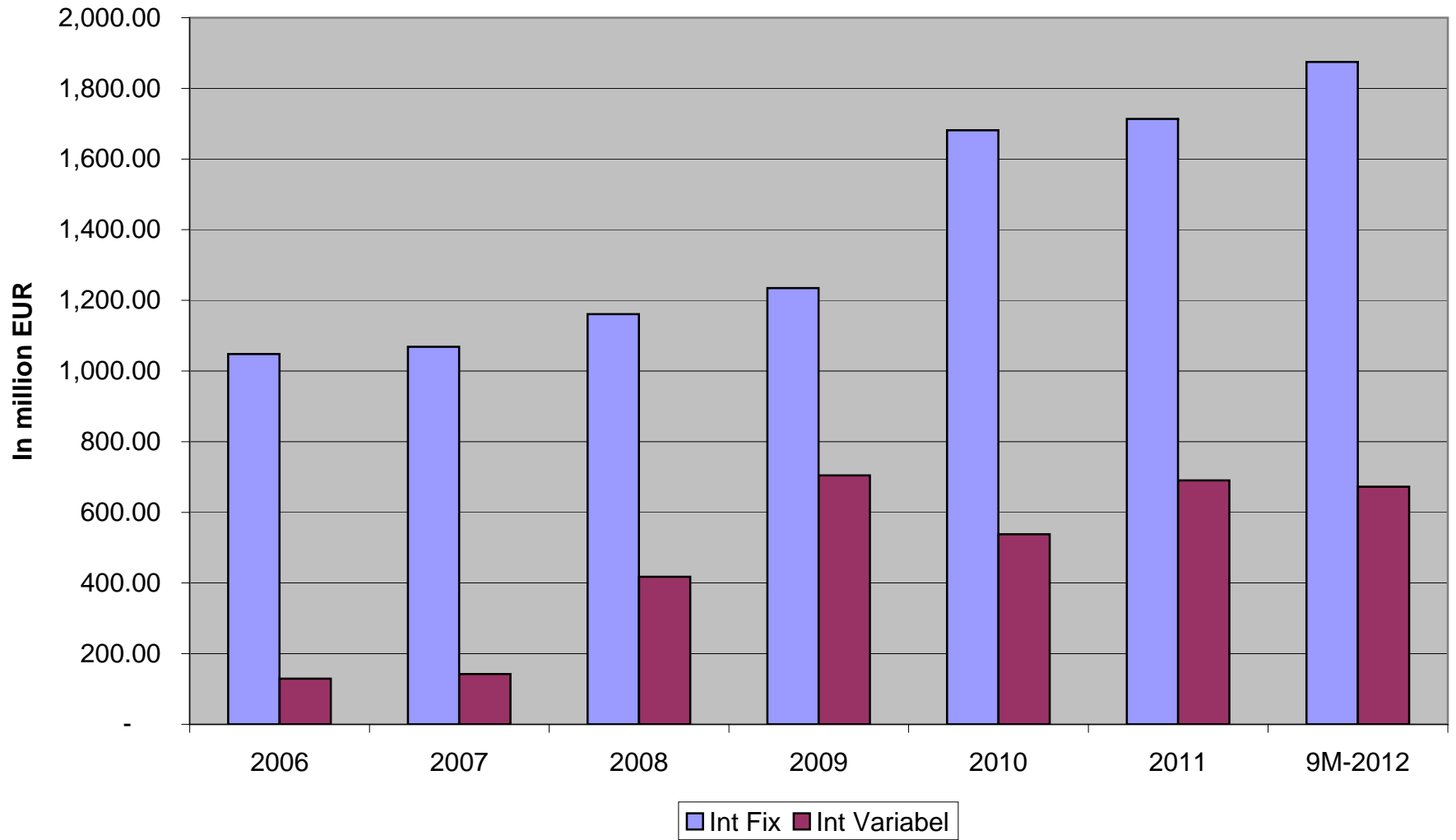
## Stoku i Borxhit te Jashtem sipas Kreditoreve Debt Outstanding by Creditor Type



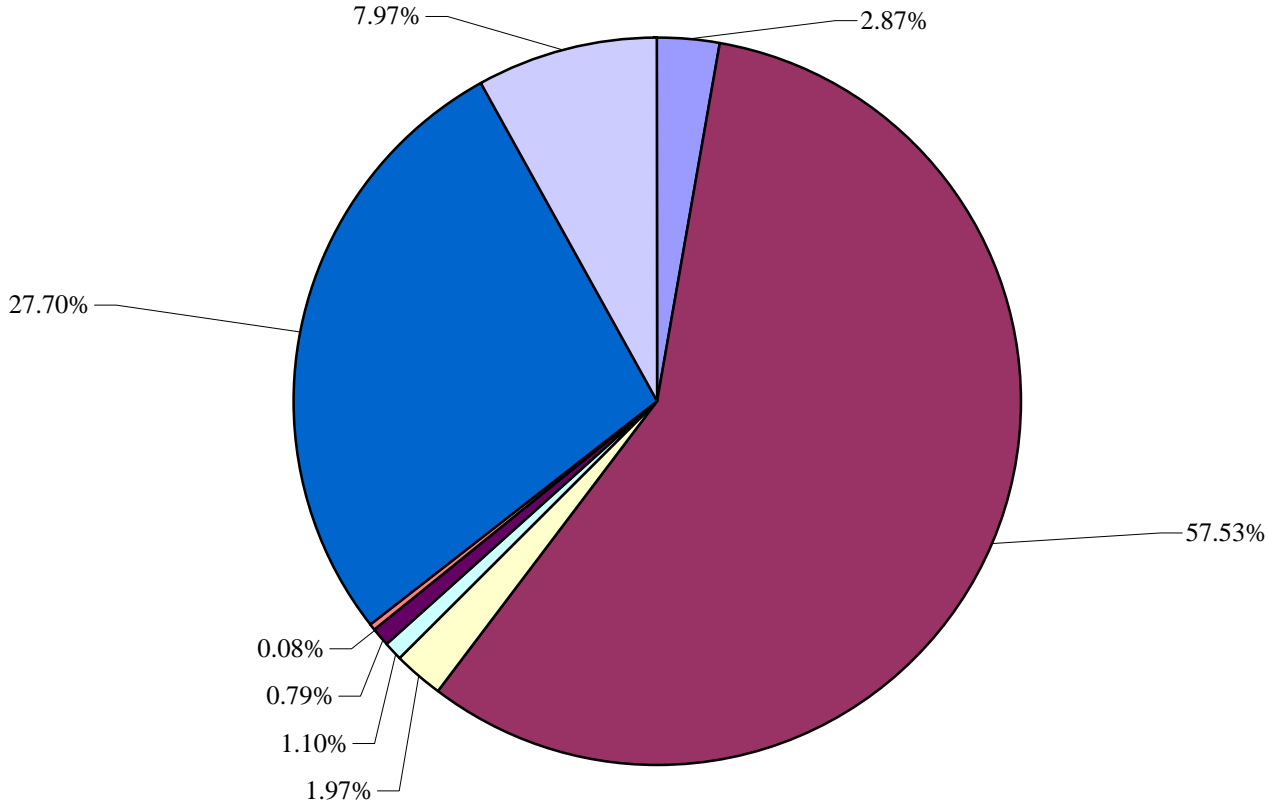
## Stoku I borxhit te jashtem sipas koncesionalitetit Debt Outstanding by concessionality



## Stoku I borxhit te jashtem sipas interesit Debt Outstanding by Interest Type



**Stoku i**  
**Borxhit te Jashtem sipas monedhave 9M-2012**  
**External Debt Outstanding by Currency 9M-2012**



ACU EUR JPY KWD KRW SAR SDR USD