



100 Vjet Pavarësi

REPUBLIKA E SHQIPERISE
MINISTRIA E FINANCAVE
DREJTORIA E PERGJITHSHME E MENAXHIMIT TE BORXHIT PUBLIK



MINISTRIA E FINANCAVE

Treguesit e Borxhit – 3/M-re 2012

Debt Indicators as of March 31, 2012

Stoku i Borxhit Publik
Public Debt Stock

million ALL

	2009	2010	2011	31.03.2012	
Borxhi Publik	682,547	715,517	772,778	788,272	Public Debt Stock
- Borxhi i Qeverise Qendrore	682,547	715,370	772,561	788,012	Central Government Debt Stock
- Borxhi i pushtetit lokal	-	147	218	260	Local Government Debt Stock

Borxhi i Qeverise Qendrore
Central Government Debt Stock

million ALL

	2009	2010	2011	31.03.2012	
Borxhi i Qeverise Qendrore, nga i cili:	682,547	715,370	772,561	788,012	Central Government Debt Stock, of which:
-Borxhi i brendshem	415,028	407,372	438,582	446,886	-Domestic Debt
-Borxhi i jashtem*	267,519	307,999	333,979	341,126	-Foreign Debt

Borxhi i Qeverise Qendrore
Central Government Debt Stock

million ALL

	2009	2010	2011	31.03.2012	
Borxhi i Qeverise Qendrore, nga i cili:	682,547	715,371	772,560	788,012	Central Government Debt Stock, of which:
-Borxhi i Qeverise	636,773	669,946	724,243	738,708	-Central Government Debt
-Borxhi i garantuar nga Qeveria	45,775	45,425	48,316	49,304	-Central Government Guaranteed Debt

Borxhi i Qeverise Qendrore
Gross Central Government Debt position

ALL million

	2011Q2	2011Q3	2011Q4	2012 Q1	
Gross Central Government Debt					Gross Central Government Debt
<u>Sipas maturimit dhe Instrumentave</u>	<u>706,372</u>	<u>722,444</u>	<u>724,244</u>	<u>738,701</u>	<u>By maturity and type of instrument:</u>
Afatshkurter sipas maturimit origjinal	247,393	242,451	241,385	250,781	Short-term by original maturity
Letra me Vlere te Borxhit	247,393	242,451	241,385	250,781	Debt securities
Kredi					Loans
Afatgjate sipas maturimit origjinal	458,979	479,993	482,859	487,920	Long-term, by original maturity:
Me shlyerje brenda nje viti	44,790	47,134	58,429	61,621	With payment due in one year or less:
Letra me Vlere te Borxhit	44,060	46,560	57,700	60,950	Debt securities
Kredi	730	574	729	671	Loans
Me shlyerje mbi nje vit	414,189	432,859	424,430	426,299	With payment due in more than one year:
Letra me Vlere te Borxhit	181,672	185,288	172,518	168,554	Debt securities
Kredi	232,517	247,571	251,912	257,745	Loans
Borxhi gjithsej	706,372	722,444	724,244	738,701	Total gross debt
Letra me Vlere te Borxhit	473,125	474,299	471,603	480,285	Debt securities
Kredi	233,247	248,145	252,641	258,416	Loans
<u>Sipas Monedhes se emetimit</u>					<u>By currency of denomination:</u>
Monedhe Kombetare	428,341	429,661	428,754	436,989	Domestic currency
Monedhe e Huaj	278,031	292,783	295,490	301,713	Foreign currency
<u>Sipas residences se kreditoreve</u>					<u>By residence of the creditor:</u>
Kreditore vendas	432,267	433,566	432,350	442,048	Domestic creditors
Kreditore te huaj	274,105	288,877	291,894	296,653	External creditors
<u>Memorandum item:</u>					
Borxhi Brendshem i garantuar	5,656	5,638	8,657	8,715	Domestic Guaranteed Debt
Borxhi Jashtem i garantuar	39,768	40,759	39,659	40,589	External Guaranteed Debt
Borxhi i garantuar Gjithsej	45,425	46,397	48,316	49,305	Total Guaranteed Debt

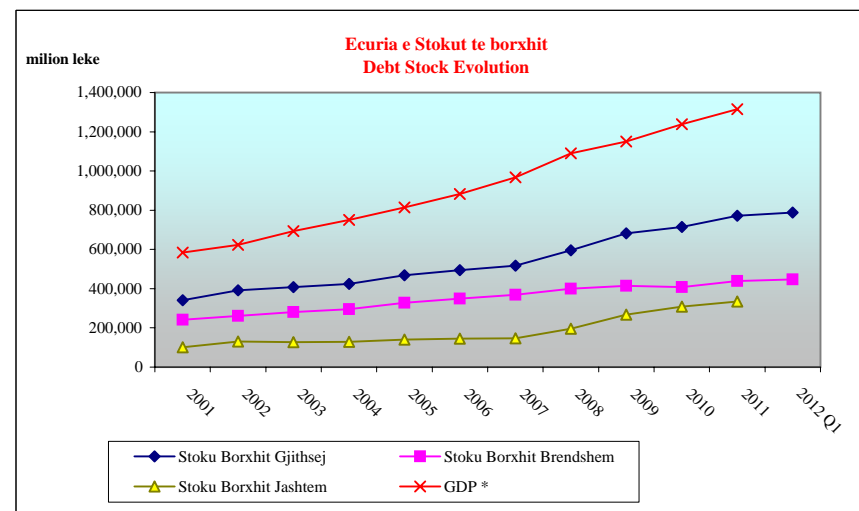
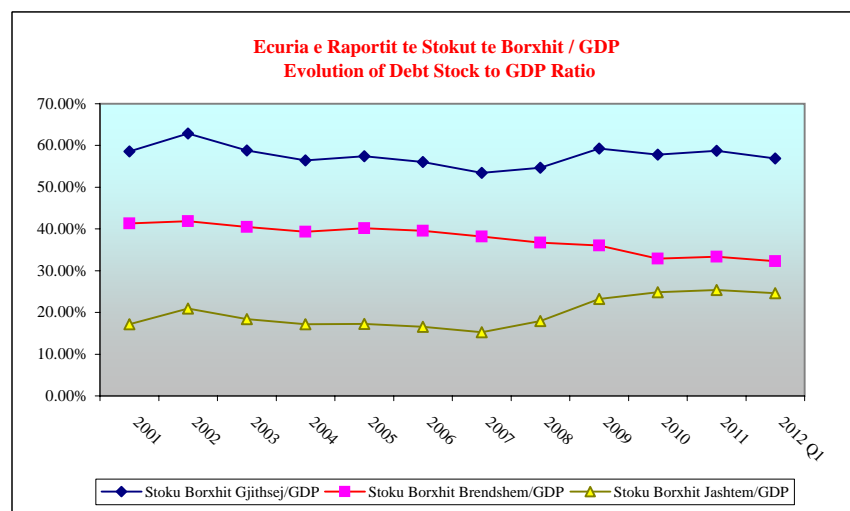
Stoku i Borxhit te Qeverise qendrore
Central Government Debt Stock

milion ALL

	2001	2002	2003	2004	2005	2006	2007	2008	2009	2010	2011	2012 Q1	
Stoku Borxhit Gjithsej	341,521	391,309	408,300	423,962	468,050	494,737	517,031	595,883	682,546	715,371	772,560	787,960	Total Debt Stock
nga i cili garancia	12,861	15,719	18,193	19,601	21,440	25,655	27,401	36,548	45,774	45,426	48,316	49,305	of wich Guaranteed Debt
Stoku Borxhit Brendshem	241,161	260,752	280,767	295,200	327,353	348,935	369,536	400,456	415,028	407,372	438,582	446,886	Domestic Debt Stock
nga i cili garancia							4,952	5,527	5,551	5,551	8,657	8,715	of wich Guaranteed Debt
Stoku Borxhit Jashtem	100,360	130,557	127,533	128,762	140,697	145,802	147,495	195,427	267,518	307,999	333,978	341,074	External Debt Stock
nga i cili garancia	12,861	15,719	18,193	19,601	21,440	25,655	27,401	31,596	40,247	39,875	39,659	40,589	of wich Guaranteed Debt
GDP *	583,369	622,711	694,098	751,022	814,797	882,209	967,670	1,089,293	1,151,020	1,238,093	1,314,702	1,385,000	GDP *
Stoku Borxhit Gjithsej/GDP	58.54%	62.84%	58.82%	56.45%	57.44%	56.08%	53.43%	54.70%	59.30%	57.78%	58.76%	56.89%	Total Debt Stock/GDP
Stoku Borxhit Brendshem/GDP	41.34%	41.87%	40.45%	39.31%	40.18%	39.55%	38.19%	36.76%	36.06%	32.90%	33.36%	32.27%	Domestic Debt Stock/GDP
Stoku Borxhit Jashtem/GDP	17.20%	20.97%	18.37%	17.14%	17.27%	16.53%	15.24%	17.94%	23.24%	24.88%	25.40%	24.63%	External Debt Stock/GDP

* GDP vjetore

* Annual GDP

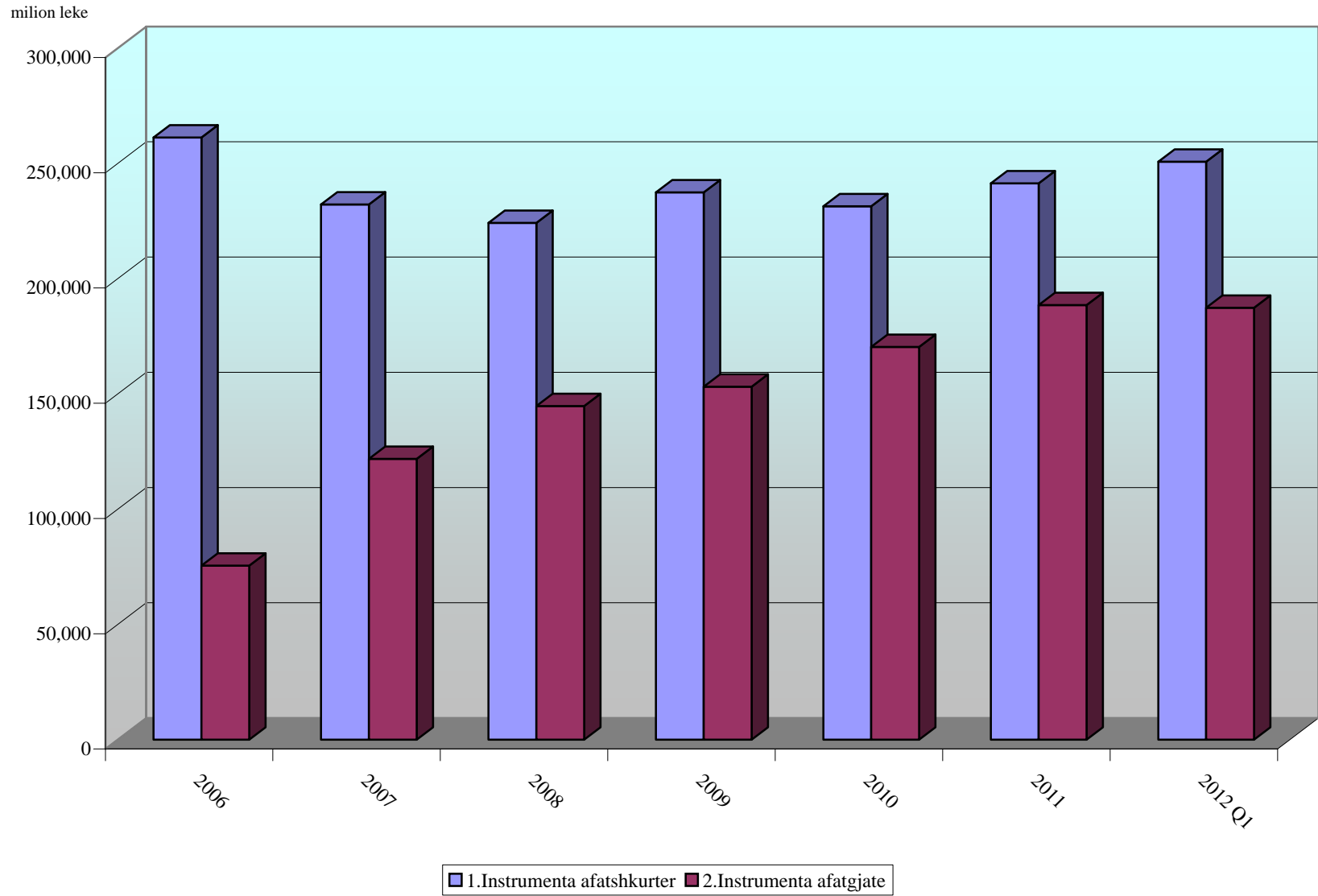


Borxhi i Brendshem sipas instrumentave
Domestic Debt Stock by Instruments

milion ALL

	31.12.2009		31.12.2010		31.12.2011		31.03.2012		
	Purchase value	%	Purchase value	%	Purchase value	%	Purchase value	%	
Stoku I Borxhit Gjithsej	415,028		407,372		438,582		446,886		Total Debt Stock
I.Borxhi Shteteror	409,501	98.67	401,821	98.64	429,924	98.03	438,171	98.05	I.Public Debt
1.Instrumenta afatshkurter	237,469	57.22	231,436	56.81	241,385	55.04	250,781	56.12	I.Short term Instruments
Bono 3/M	22,870	5.51	11,495	2.82	11,579	2.64	10,305	2.31	3 Month Bills
Bono 6/M	47,647	11.48	44,188	10.85	42,914	9.78	42,097	9.42	6 Month Bills
Bono 9/M			3,317	0.83	0	0.00	0	0.00	9 Month Bills
Bono 12/M	166,952	40.23	172,436	42.33	186,892	42.61	198,378	44.39	1 Year Bills
2.Instrumenta afatgjate	153,162	36.90	170,385	41.83	188,539	42.99	187,390	41.93	II. Long term Instruments
Oblig.2/Vj	65,247	15.72	70,957	17.42	75,141	17.13	70,396	15.75	2 Year Note
Oblig.3/Vj	15,600	3.76	15,613	3.83	19,387	4.42	20,514	4.59	3 Year Note
Oblig.5/Vj	60,315	14.53	71,815	17.63	82,012	18.70	84,480	18.90	5 Year Note
Oblig.7/Vj	12,000	2.89	12,000	2.95	12,000	2.74	12,000	2.69	7 Year Note
3. Kredi Direkte		0.00		0.00		0.00		0.00	Central Bank Credits
4.Rivleresimi Valutes	18,870	4.55	0	0.00	0	0.00	0	0.00	Forgn.Ex.Res.Evalu.
II.Borxhi i Garantuar	5,527	1.33	5,551	1.36	8,657	1.97	8,715	1.95	II.Publicly Guaranteed Debt
1. Garanci Treg.Brend.	5,527	1.33	5,551	1.36	8,657	1.97	8,715	1.95	Domestic Guarantees

Struktura e Borxhit te Brendshem
Domestic Debt Structure



Struktura e Borxhit te Brendshem Shteteror *
Structure of Central Government Domestic Debt

milion ALL

	2009		2010		2011		2012 Q1		
	million ALL	%	million ALL	%	million ALL	%	million ALL	%	
- Sipas Instrumentave	390,631		401,821		429,924		438,171		- By instruments
Instrumenta afatshkurter	237,469	60.79%	231,436	57.60%	241,385	56.15%	250,781	57.23%	short term
Instrumenta afatgjate	153,162	39.21%	170,385	42.40%	188,539	43.85%	187,390	42.77%	long term
-Sipas monedhes	390,631		401,821		429,924		438,171		- By currency
-Monedhe kombetare	390,631	100.00%	398,352	99.14%	428,754	99.73%	436,989	99.73%	domestic currency
-Monedhe huaj	0	0.00%	3,469	0.86%	1,170	0.27%	1,182	0.27%	foreign currency
- Sipas rezidences se kreditorit	390,631		401,821		429,924		438,171		- By creditor's residence
- rezidente	388,472	99.45%	397,928	99.03%	427,765	99.50%	436,012	99.51%	residents
- jo rezidente	2,159	0.55%	3,893	0.97%	2,159	0.50%	2,159	0.49%	non residents

* Nuk perفشihet rivleresimi i valutes dhe garancite e brendshme

* Forgn.Ex.Res.Evalu. and domestic guaranties are not included

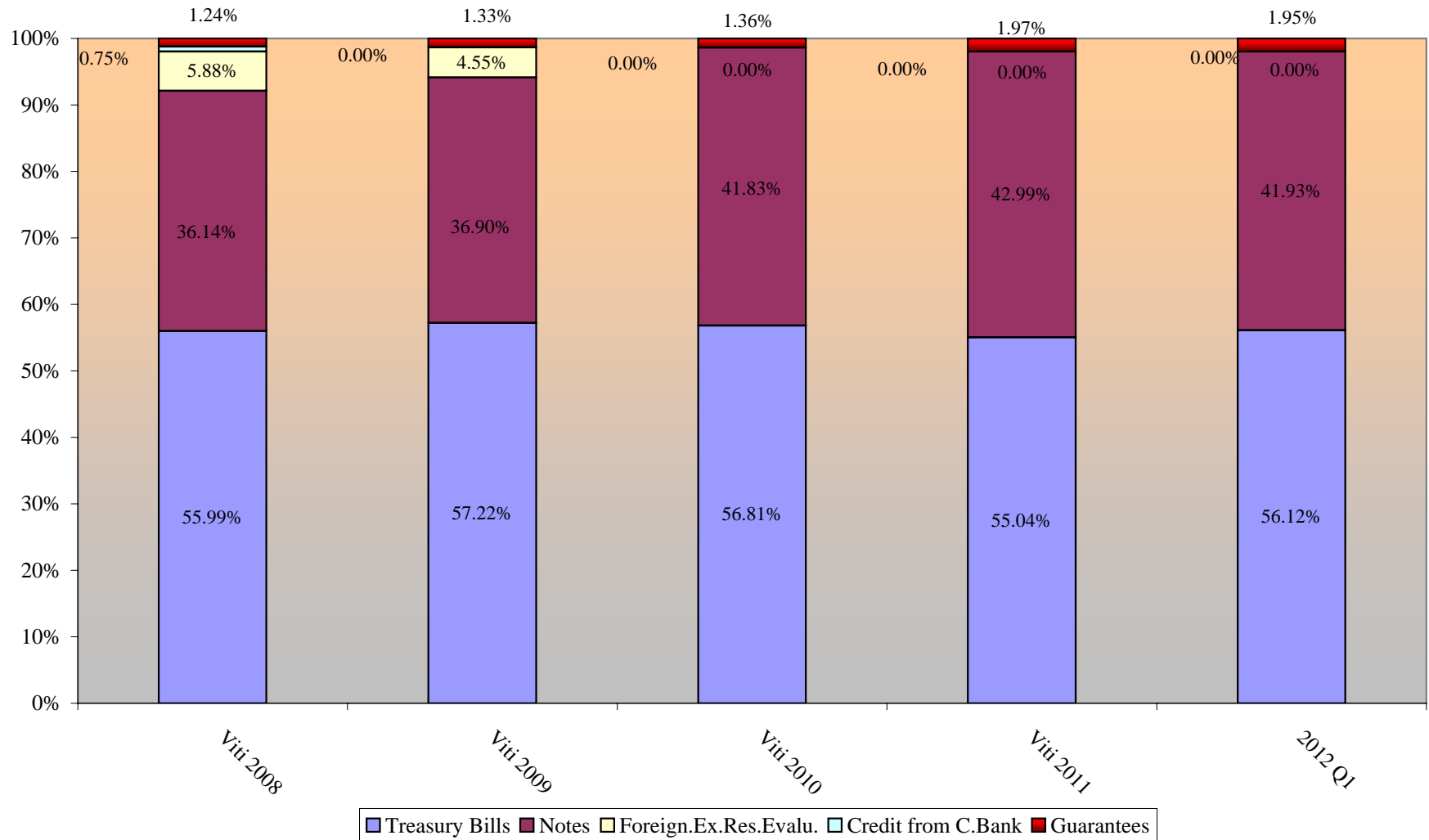
Financimi me huamarrje te brendshme i Deficitit Buxhetor 3/M I-re 2012
Domestic Deficit Financing as of March 31, 2012

mije leke

000'ALL

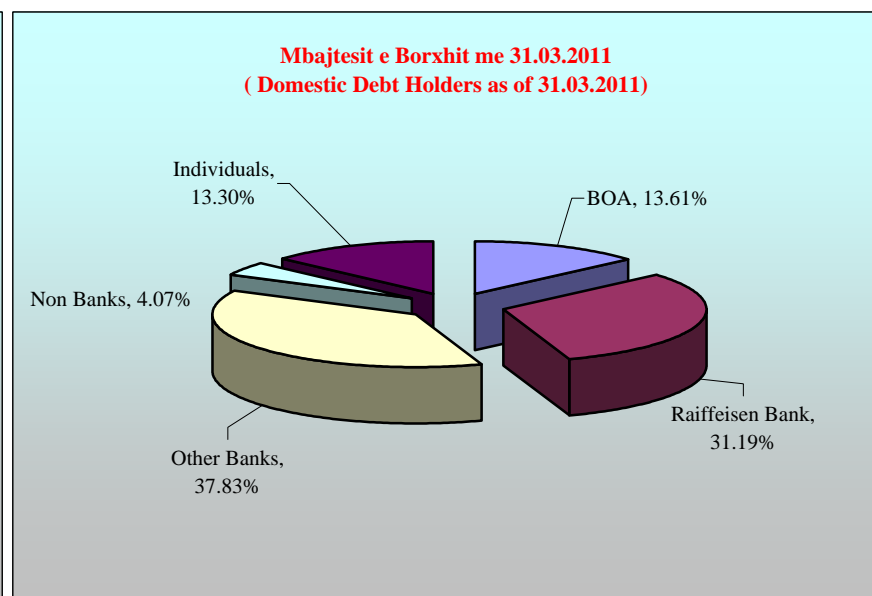
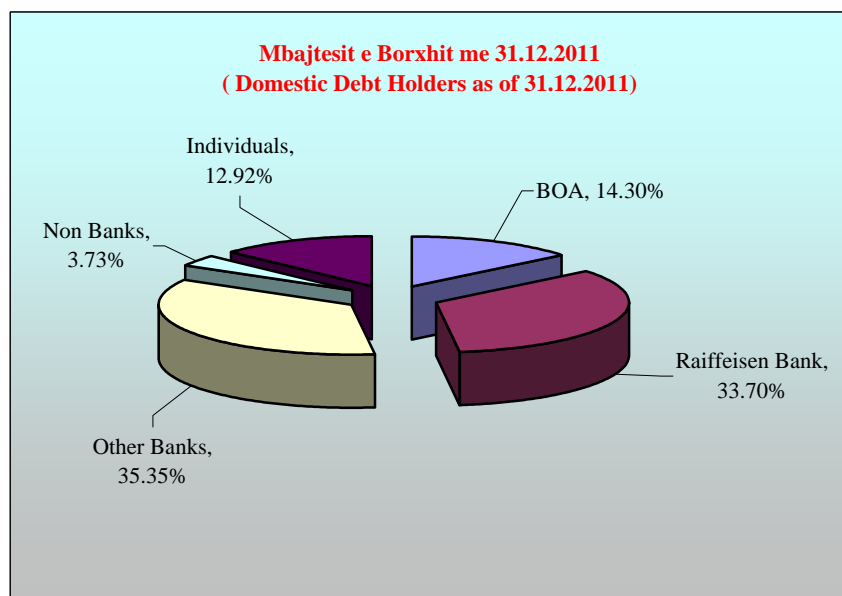
Periudha	2012 Q1	
Financimi i Deficitit	8,231,326	Deficit financing
Nga i cili:		of which :
Instrumenta Afatshkurter	9,383,499	Short term instruments
- Bono Thesari Leke	9,383,499	Tbills (leke)
- Bono Thesari Euro	0	Tbills (EURO)
- Kredi Direkte	0	Credit from BOA
Instrumenta Afatgjate	-1,152,173	Long term instruments
- Oblig.e qeverise 2 vjecare	-4,744,300	2 y bonds
- Oblig.e qeverise 3 vjecare	1,126,800	3 y bonds
- Oblig.e qeverise 5 vjecare	2,465,327	5 y bonds
- Oblig.e qeverise 7 vjecare	0	7 y bonds
GDP	1,385,000	GDP
Financimi i Deficitit / GDP	0.59%	Deficit financing / GDP
Instrumenta Afatshkurter / GDP	0.68%	Short term instruments / GDP
Instrumenta Afatgjate / GDP	-0.08%	Long term instruments / GDP

**Stoku i Borxhit te Brendshem sipas instrumentave
Domestic Debt Stock by Instruments**



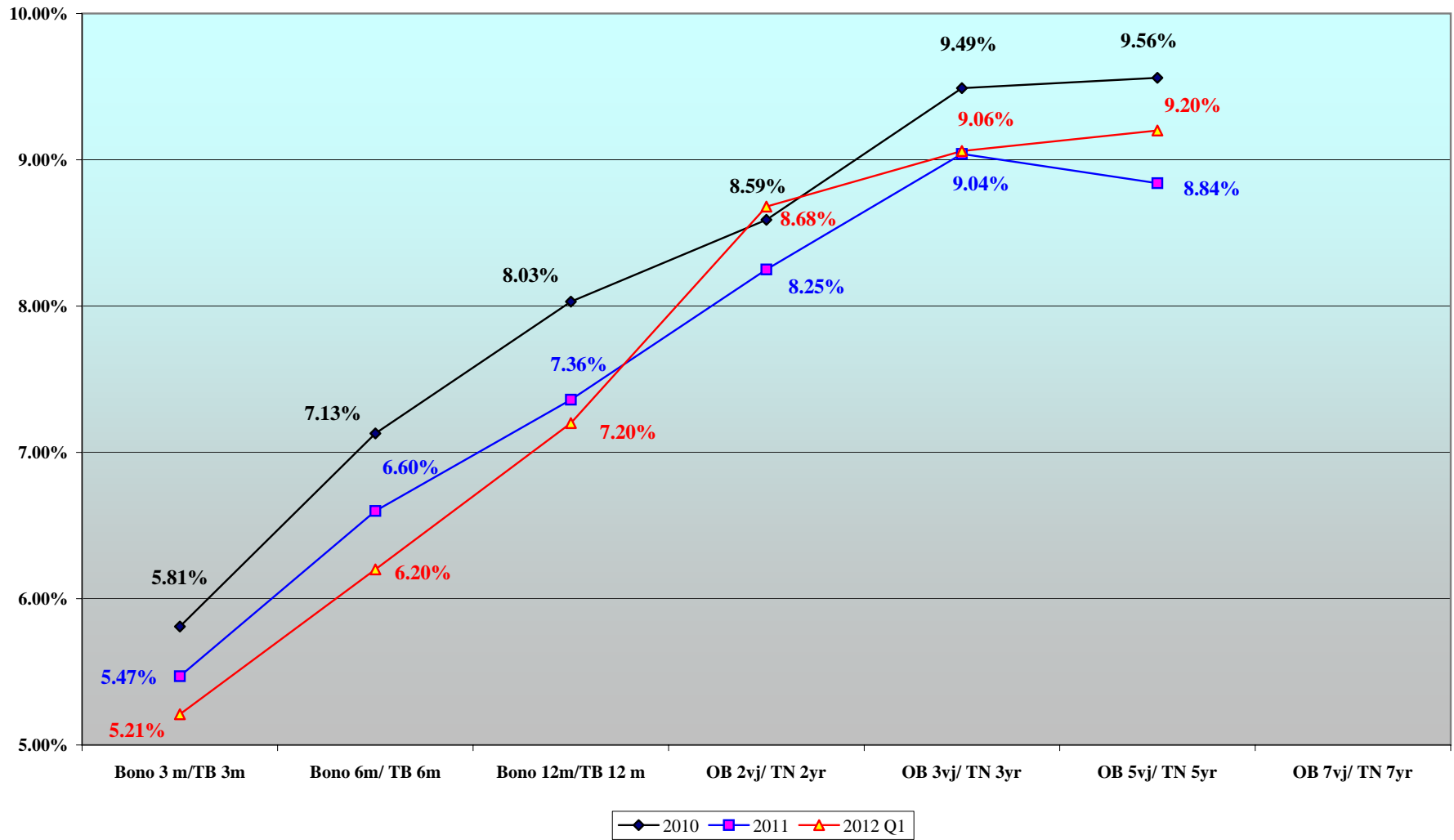
Mbajtesit e Borxhit te Brendshem * ne Çmim Blerje
Domestic Debt Holders * in Purchase Value

	31.12.2008	31.12.2009	31.12.2010	31.12.2011	31.03.2012	
BOA	17.75%	17.66%	15.40%	14.30%	13.61%	BOA
Raiffeisen Bank	36.88%	34.57%	33.94%	33.70%	31.19%	Banka Raiffeisen
Other Banks	34.58%	34.33%	35.37%	35.35%	37.83%	Bankat e tjera
Non Banks	2.46%	2.68%	3.21%	3.73%	4.07%	Jo Banka
Individuals	8.33%	10.76%	12.08%	12.92%	13.30%	Individet



***) Nuk perfshihen Rivleresimi i valutes dhe Garancite.**
Foreing exchange reserves reevaluation and Guarantees are not included

**Kurba e Yield-it te Letrave me Vlere
Yield Curve Of Albanian Securities**



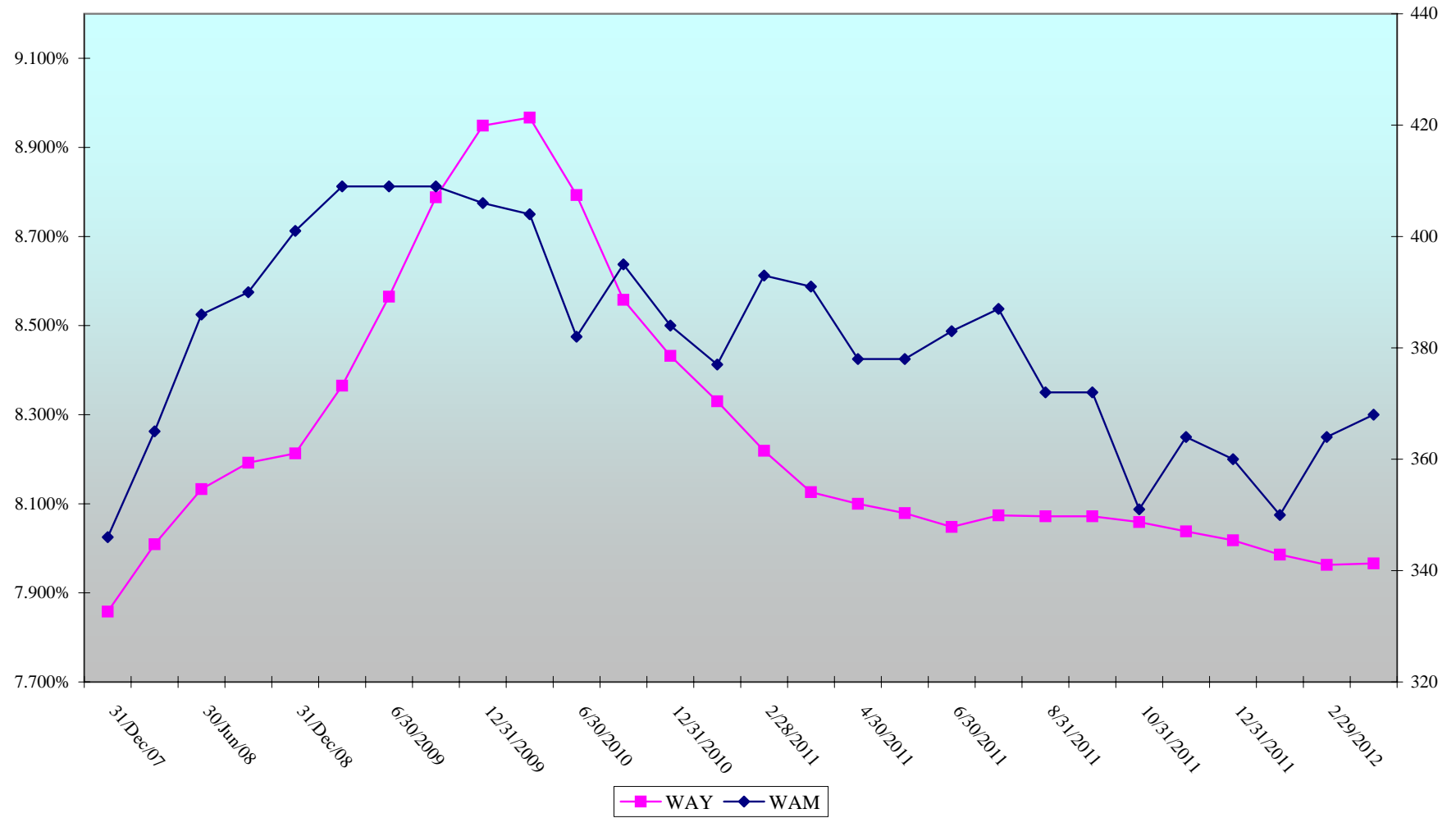
Dite Mesatare ne Maturim & Yield-i Mesatar i Ponderuar
Weighted Average Maturity & Weighted Average Yield

	Average Maturity	Average Yield	Averg. Mat Pa BOA	Averg Yield Pa BOA
31,12,2005	195	7.427	223	7.589
31,12,2006	242	6.744	284	6.807
31,12,2007	346	7.858	409	8.070
31.12.2008	401	8.213	470	8.461
31.01.2009	408	8.248	475	8.507
29.02.2009	414	8.304	485	8.572
31.03.2009	409	8.365	485	8.647
30.04.2009	408	8.422	482	8.702
31.05.2009	416	8.511	492	8.791
30.06.2009	409	8.565	486	8.844
31.07.2009	419	8.656	494	8.950
31.08.2009	419	8.727	492	9.000
30.09.2009	409	8.788	481	9.068
31.10.2009	402	8.844	471	9.129
30.11.2009	406	8.922	475	9.207
31.12.2009	406	8.949	471	9.236
31.01.2010	403	8.957	465	9.255
28.02.2010	416	8.974	484	9.289
31.03.2010	404	8.967	472	9.286
30.04.2010	394	8.931	460	9.263
31.05.2010	389	8.884	456	9.218
30.06.2010	382	8.793	445	9.120
31.07.2010	395	8.704	456	9.030
31.08.2010	391	8.675	455	8.998
30.09.2010	395	8.558	460	8.878
31.10.2010	383	8.533	448	8.857
30.11.2010	375	8.476	442	8.797
31.12.2010	384	8.432	438	8.705
31.01.2011	377	8.33	425	8.603
28.02.2011	393	8.219	442	8.497
31.03.2011	391	8.126	438	8.397
30.04.2011	378	8.100	424	8.368
31.05.2011	378	8.079	425	8.339
30.06.2011	383	8.048	429	8.293
31.07.2011	387	8.074	432	8.304
31.08.2011	372	8.072	416	8.297
30.09.2011	372	8.072	417	8.296
31.10.2011	351	8.059	395	8.285
30.11.2011	364	8.038	411	8.107
31.12.2011	360	8.018	404	8.256
31.01.2012	350	7.986	391	8.241
29.02.2012	364	7.963	405	8.213
31.03.2012	368	7.966	408	8.212

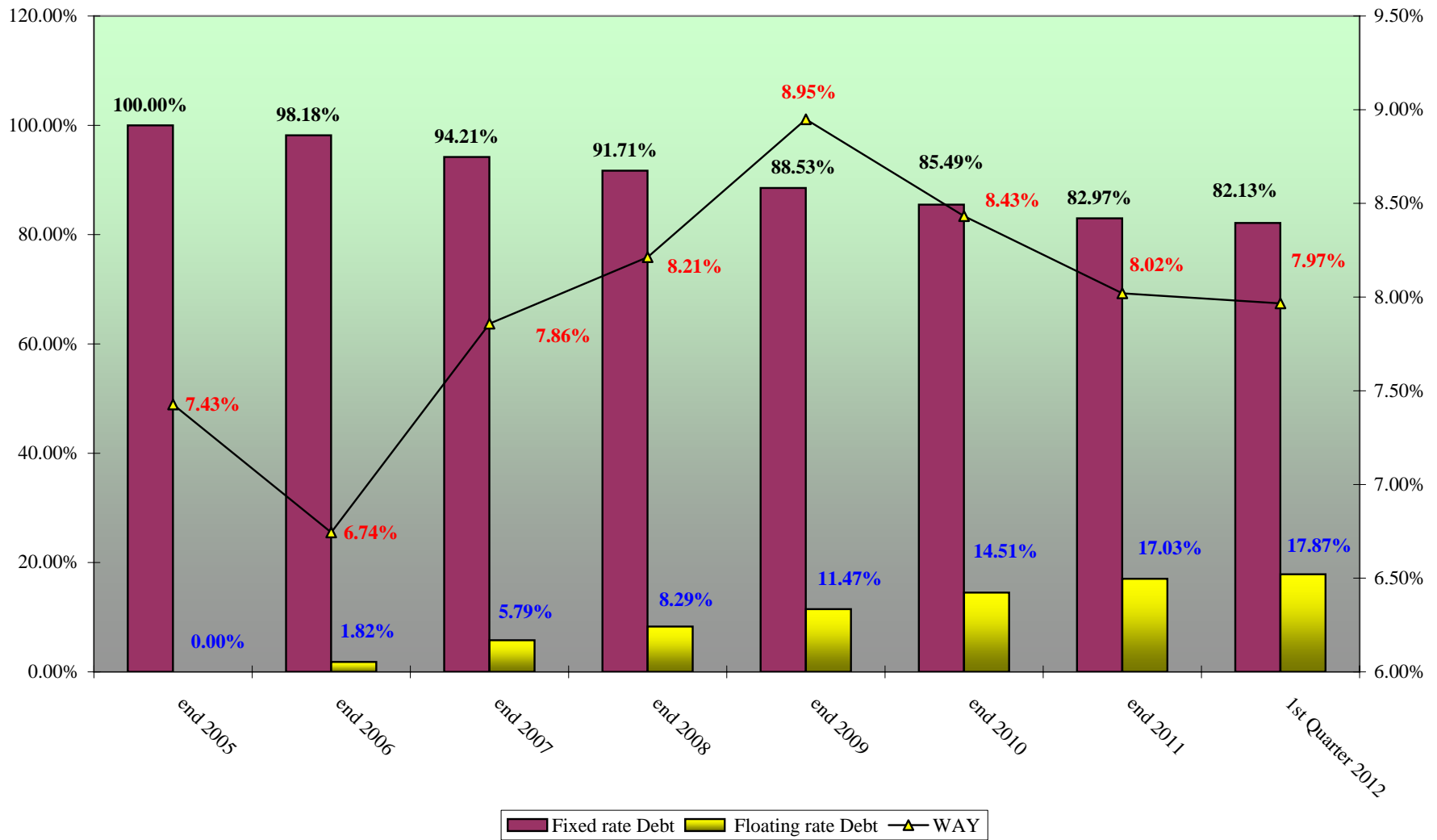
Letrat me vlere te Qeverise
Yield Mesatar & Dite Mesatare ne maturim
Albanian Government Securities
Weighted Average Yield & Weighted Average Maturity

Yield

Days



Ecuria e Struktures se Borxhit te Brendshem & Yield-I Mesatar i Ponderuar
Evolution of Domestic Debt Structure and Weighted Average Yield



**BORXHI I JASHEM* AFATGJATE I SHQIPERISE
TE DHENA PERMBLEDHESE**

**LONG-TERM EXTERNAL PUBLIC DEBT*
SUMMARIZED DATA**

(in million EUR)

Klasifikimi	Deri ne 31.12.2007 Up to 31.12.2007	2008	2009	2010	2011	3M 2012	GJITHSEJ TOTAL	Classification
I.TE DHENA KUMULATIVE								I. CUMULATIVE DATA (STOCK)
Borxhi Neto	1,211.16	1,578.56	1,939.10	2,219.49	2,403.93	2,430.02	2,430.02	Debt Outstanding Disbursed (DOD)
Terheqjet	1,679.45	2,058.64	2,454.48	2,927.37	3,149.63	3,206.64	3,206.64	Drawings
Pagesat e Borxhit	458.43	534.62	641.62	950.61	1,080.91	1,097.13	1,097.13	Debt Service
-Principal	241.89	287.77	344.94	603.93	678.32	687.55	687.55	-Principal
-Interes	216.51	246.85	296.68	346.68	402.59	409.58	409.58	-Interest
Borxhi i nenshkuar i paterhequr	667.22	785.59	718.28	765.62	852.80	778.00	778.00	Committed Undisbursed Balance (CUB)
II. TE DHENA VJETORE								II. ANNUAL DATA (FLOWS)
Terheqjet	125.09	379.19	395.84	472.89	222.26	57.01	1,652.28	Drawings
Pagesat e Borxhit	63.68	75.98	107.00	309.00	130.30	16.22	702.41	Debt Service
-Principal	40.67	45.60	57.17	259.00	74.39	9.23	486.33	-Principal
-Interes	23.01	30.38	49.83	50.00	55.91	6.99	216.08	-Interest

*) Përfshin borxhin shtetëror dhe shtetëror të garantuar (Tabela I.1 + Tabela I.2)

**) Përfshihen të dhënat për periudhën 1991-2007

**) Deri më 31.03.2012, të dhëna paraprake

Ne këto Tabela nuk përfshihen kredia e FMN-se

*) Includes Central Government and Central Government Guaranteed debt (Table I.1 + Table I.2)

**) Cumulative data (1991-2007)

**) As of March 31, 2012, data are preliminary

IMF credit is not included

**BORXHI I JASHEM I QEVERISE QENDRORE
TE DHENA PERMBLEDHESE**

**CENTRAL GOVERNMENT EXTERNAL DEBT
SUMMARIZED DATA**

(in million EUR)

Klasifikimi	Deri ne 31.12.2007 Up to 31.12.2007	2008	2009	2010	2011	3M 2012	GJITHSEJ TOTAL	Classification
I. TE DHENA KUMULATIVE								I. CUMULATIVE DATA (STOCK)
Borxhi Neto	986.15	1,323.35	1,647.37	1,932.15	2,118.47	2,140.88	2,140.88	Debt Outstanding Disbursed (DOD)
Terheqjet	1,397.88	1,741.67	2,085.41	2,546.54	2,752.55	2,801.69	2,801.69	Drawings
Pagesat e Borxhit	384.85	441.95	526.21	808.71	911.29	925.26	925.26	Debt Service
-Principal	200.56	235.00	277.13	516.48	570.23	578.33	578.33	-Principal
-Interes	184.27	207.17	249.08	292.23	341.06	346.93	346.93	-Interest
Borxhi i nenshkruar i paterhequr	533.32	673.28	658.06	717.17	820.60	753.66	753.66	Committed Undisbursed Balance (CUB)
II. TE DHENA VJETORE								II. ANNUAL DATA (FLOWS)
Terheqjet	90.45	343.79	343.74	461.13	206.01	49.14	1,494.26	Drawings
Pagesat e Borxhit	48.48	57.34	84.04	282.50	102.58	13.97	588.92	Debt Service
-Principal	32.00	34.44	42.13	239.35	53.75	8.10	409.77	-Principal
-Interes	16.49	22.90	41.91	43.15	48.83	5.87	179.15	-Interest

*) Përfshihen të dhënat për periudhën 1991-2007

**) Deri më 31.03.2012, të dhëna paraprake

Ne këto tabele nuk përfshihen kredia e FMN-se

*) Cumulative data (1991-2007)

**) As of March 31, 2012, data are preliminary

IMF credit is not included

**BORXHI I JASHEM I GARANTUAR NGA QEVERIA QENDRORE
TE DHENA PERMBLEDHESE**

**CENTRAL GOVERNMENT GUARANTEED DEBT
SUMMARIZED DATA**

(in million EUR)

Klasifikimi	Deri ne 31.12.2007 Up to 31.12.2007	2008	2009	2010	2011	3M 2012	GJITHSEJ TOTAL	Classification
I. TE DHENA KUMULATIVE								I. CUMULATIVE DATA (STOCK)
Borxhi Neto	225.01	255.21	291.73	287.34	285.46	289.14	289.14	Debt Outstanding Disbursed (DOD)
Terheqjet	281.57	316.97	369.07	380.83	397.08	404.95	404.95	Drawings
<u>Pagesat e Borxhit</u>	<u>73.58</u>	<u>92.45</u>	<u>115.41</u>	<u>141.91</u>	<u>169.63</u>	<u>171.88</u>	<u>171.88</u>	<u>Debt Service</u>
-Principal	41.33	52.77	67.81	87.45	108.09	109.22	109.22	-Principal
-Interes	32.24	39.68	47.60	54.45	61.53	62.65	62.65	-Interest
Borxhi i nenshkruar i paterhequr	133.90	112.31	60.22	48.45	32.20	24.34	24.34	Committed Undisbursed Balance (CUB)
II. TE DHENA VJETORE								II. ANNUAL DATA (FLOWS)
Terheqjet	34.64	35.40	52.10	11.76	16.25	7.87	158.02	Drawings
<u>Pagesat e Borxhit</u>	<u>15.19</u>	<u>18.88</u>	<u>22.96</u>	<u>26.50</u>	<u>27.72</u>	<u>2.25</u>	<u>113.50</u>	<u>Debt Service</u>
-Principal	8.67	11.44	15.04	19.65	20.64	1.13	76.56	-Principal
-Interes	6.52	7.44	7.92	6.85	7.08	1.12	36.94	-Interest

*) Përfshihen të dhënat për periudhën 1991-2007

**) Deri më 31.03.2012, të dhëna paraprake

*) Cumulative data (1991-2007)

**) As of March 31, 2012, data are preliminary

BORXHI I JASHEM* AFATGJATE I SHQIPERISE
TERHEQJET NE VITE NGA KREDITE E HUAJA SIPAS KREDITOREVE
LONG-TERM EXTERNAL PUBLIC DEBT*
DRAWINGS BY YEARS AND BY CREDITORS

(in million EUR)

Sipas kreditorëve	Deri ne 31.12.2007 Up to 31.12.2007	2008	2009	2010	2011**	3M 2012	TOTALI	By Creditors
-Shumepalesh (I)	1,009.94	112.97	136.80	111.20	165.49	46.36	1,582.75	-Multilateral (I)
CEB	18.38	15.41	21.83	21.30	25.14	0.63	102.69	CEB
IBRD	3.85	8.08	4.94	2.32	21.10	2.05	42.34	IBRD
EC	9.00	-	-	-	-	-	9.00	EC
EBRD	95.62	24.93	32.24	14.38	36.05	14.32	217.54	EBRD
EIB	130.32	31.76	28.19	27.28	29.65	13.00	260.20	EIB
IDA	660.07	18.53	25.02	19.61	17.26	6.93	747.42	IDA
IDB	39.01	9.45	14.80	13.38	30.44	8.26	115.33	IDB
IFAD	30.46	1.51	1.41	2.17	1.22	0.41	37.18	IFAD
OPEC	23.22	3.30	8.36	10.76	4.63	0.76	51.04	OPEC
-Dypalesh (II)	583.76	36.22	66.44	63.20	56.77	10.65	817.03	-Bilateral (II)
AUSTRIA	4.51	-	5.03	2.46	6.35	5.01	23.35	AUSTRIA
BULLGARI	0.08	-	-	-	-	-	0.08	BULGARIA
ÇEKI	8.49	-	-	-	-	-	8.49	CZECH REP.
GREQI	49.35	-	-	-	-	-	49.35	GREECE
GJERMANI	125.75	10.74	24.79	15.04	17.79	2.77	196.88	GERMANY
HUNGARI	11.92	-	-	-	-	-	11.92	HUNGARY
ITALI	141.47	17.10	23.24	39.19	29.28	2.72	253.01	ITALY
JAPONI	52.71	-	-	2.29	1.32	0.15	56.48	JAPAN
JUGOSLLAVI	0.05	-	-	-	-	-	0.05	YUGOSLAVIA
MAQEDONI	0.98	-	-	-	-	-	0.98	MACEDONIA
TURQI	26.86	-	-	-	-	-	26.86	TURKEY
KUVAIT	39.13	3.04	2.46	2.50	0.83	-	47.95	KUWAIT
KINE	41.09	-	-	-	-	-	41.09	CHINA
KOREA	21.85	0.21	-	-	-	-	22.05	SOUTH KOREA
POLONI	0.92	-	-	-	-	-	0.92	POLAND
RUMANI	4.50	-	-	-	-	-	4.50	ROMANIA
SPANJE	0.95	0.74	5.02	-	-	-	6.71	SPAIN
SLOVAKI	4.30	-	-	-	-	-	4.30	SLOVAKIA
SUEDI	3.14	-	-	-	-	-	3.14	SWEDEN
NORVEGJI	28.86	-	-	-	-	-	28.86	NORWAY
Saudi Arabia	-	-	-	-	0.80	-	0.80	Saudi Arabia
HOLLANDE	-	4.40	5.90	1.72	0.40	-	12.41	NETHERLANDS
Russia	0.73	-	-	-	-	-	0.73	Russia
Serbia	5.93	-	-	-	-	-	5.93	Serbia
ZVICRA	4.47	-	-	-	-	-	4.47	SWITZERLAND
SLOVENIA	2.91	-	-	-	-	-	2.91	SLOVENIA
BOSNIA-HERCEG	2.82	-	-	-	-	-	2.82	BOSNIA-HERCEG
Kreditorë Private (III)	-	230.00	192.60	298.49	-	-	721.09	Private Creditors (III)
Kreditorë Private	-	230.00	192.60	-	-	-	422.60	Private Creditors
EUROBONDI	-	-	-	298.49	-	-	298.49	EUROBOND
-Klubi i Parisit (IV)	91.49	-	-	-	-	-	91.49	-Paris Club (IV)
AUSTRI	8.85	-	-	-	-	-	8.85	AUSTRIA
ANGLI	0.02	-	-	-	-	-	0.02	UNITED KINGDOM
DANIMARKE	0.12	-	-	-	-	-	0.12	DENMARK
FRANCE	21.85	-	-	-	-	-	21.85	FRANCE
GJERMANI	13.14	-	-	-	-	-	13.14	GERMANY
HOLLANDE	1.18	-	-	-	-	-	1.18	NETHERLANDS
ITALI	7.57	-	-	-	-	-	7.57	ITALY
JAPONI	0.24	-	-	-	-	-	0.24	JAPAN
RUSI	38.52	-	-	-	-	-	38.52	RUSSIA
GJITHSEJ (I+II+III+IV)	1,685.18	379.19	395.83	472.88	222.26	57.01	3,212.36	TOTAL (I+II+III+IV)

*) Përfshin borxhin shtetëror dhe shtetëror të garantuar (Tabela II.1 + Tabela II.2)

Ne këto tabele nuk përfshihen kredia e FMN-se

**) Te dhëna të rishikuara

***) Deri më 31.03.2012, të dhëna paraprake

*) Includes Central Government and Central Government Guaranteed debt

IMF credit is not included

**) Revised data

***) As of March. 31, 2012, data are preliminary

**BORXHI I JASHEM I QEVERISE QENDRORE
TERHEQJET NE VITE NGA KREDITE E HUAJA SIPAS KREDITOREVE**

**CENTRAL GOVERNMENT EXTERNAL DEBT
DRAWINGS BY YEARS AND BY CREDITORS**

Sipas kreditoreve	Deri ne 31.12.2007 Up to 31.12.2007	2008	2009	2010	2011**	3M 2012	(in million EUR)		By Creditors
							TOTALI		
-Shumepalesh (I)	889.79	83.58	103.69	105.42	156.37	39.43	1,378.28		-Multilateral (I)
CEB	18.38	15.41	21.83	21.30	25.14	0.63	102.69		CEB
IBRD	3.85	8.08	4.94	2.32	21.10	2.05	42.34		IBRD
EC	9.00	-	-	-	-	-	9.00		EC
EBRD	24.13	10.54	10.14	8.60	26.93	7.39	87.72		EBRD
EIB	81.67	16.76	17.19	27.28	29.65	13.00	185.55		EIB
IDA	660.07	18.53	25.02	19.61	17.26	6.93	747.42		IDA
IDB	39.01	9.45	14.80	13.38	30.44	8.26	115.33		IDB
IFAD	30.46	1.51	1.41	2.17	1.22	0.41	37.18		IFAD
OPEC	23.22	3.30	8.36	10.76	4.63	0.76	51.04		OPEC
-Dypalesh (II)	422.39	30.21	47.45	57.21	49.64	9.71	616.59		-Bilateral (II)
AUSTRIA	4.51	-	5.03	2.46	6.35	5.01	23.35		AUSTRIA
BULLGARI	0.08	-	-	-	-	-	0.08		BULGARIA
ÇEKI	8.49	-	-	-	-	-	8.49		CZECH REP.
GREQI	40.54	-	-	-	-	-	40.54		GREECE
GJERMANI	78.63	6.08	5.80	9.16	13.14	2.77	115.58		GERMANY
HUNGARI	11.92	-	-	-	-	-	11.92		HUNGARY
ITALI	94.43	15.95	23.24	39.08	26.80	1.78	201.29		ITALY
JAPONI	16.15	-	-	2.29	1.32	0.15	19.91		JAPAN
JUGOSLLAVI	0.05	-	-	-	-	-	0.05		YUGOSLAVIA
MAQEDONI	0.98	-	-	-	-	-	0.98		MACEDONIA
TURQI	26.86	-	-	-	-	-	26.86		TURKEY
KUVAIT	39.13	3.04	2.46	2.50	0.83	-	47.95		KUWAIT
KINE	41.09	-	-	-	-	-	41.09		CHINA
POLONI	0.92	-	-	-	-	-	0.92		POLAND
RUMANI	4.50	-	-	-	-	-	4.50		ROMANIA
SPANJE	0.95	0.74	5.02	-	-	-	6.71		SPAIN
SLOVAKI	4.30	-	-	-	-	-	4.30		SLOVAKIA
SUEDI	3.14	-	-	-	-	-	3.14		SWEDEN
NORVEGJI	28.86	-	-	-	-	-	28.86		NORWAY
Saudi Arabia	-	-	-	-	0.80	-	0.80		Saudi Arabia
HOLLANDE	-	4.40	5.90	1.72	0.40	-	12.41		NETHERLANDS
Russia	0.73	-	-	-	-	-	0.73		Russia
Serbia	5.93	-	-	-	-	-	5.93		Serbia
ZVICRA	4.47	-	-	-	-	-	4.47		SWITZERLAND
SLOVENIA	2.91	-	-	-	-	-	2.91		SLOVENIA
BOSNIA-HERCEG	2.82	-	-	-	-	-	2.82		BOSNIA-HERCEG
Kreditor Privat (III)	-	230.00	192.60	298.49	-	-	721.09		Private Creditors (III)
Kreditor Private kredi	-	230.00	192.60	-	-	-	422.60		Private Creditors Loans
EUROBONDI	-	-	-	298.49	-	-	298.49		EUROBOND
-Klubi i Parisit (IV)	91.44	-	-	-	-	-	91.44		-Paris Club (IV)
AUSTRI	8.85	-	-	-	-	-	8.85		AUSTRIA
ANGLI	0.02	-	-	-	-	-	0.02		UNITED KINGDOM
DANIMARKE	0.12	-	-	-	-	-	0.12		DENMARK
FRANCE	21.85	-	-	-	-	-	21.85		FRANCE
GJERMANI	13.14	-	-	-	-	-	13.14		GERMANY
HOLLANDE	1.18	-	-	-	-	-	1.18		NETHERLANDS
ITALI	7.57	-	-	-	-	-	7.57		ITALY
JAPONI	0.20	-	-	-	-	-	0.20		JAPAN
RUSI	38.52	-	-	-	-	-	38.52		RUSSIA
GJITHSEJ (I+II+III+IV)	1,403.61	343.79	343.74	461.12	206.01	49.14	2,807.40		TOTAL (I+II+III+IV)

Ne kete tablele nuk perfshihet kredia e FMN-se

*) Te dhena te rishikuara

**) Deri me 31.03.2012, te dhena paraprake

IMF credit is not included

*) Revised data

**) As of March. 31, 2012, data are preliminary

**BORXHI I JASHEM I GARANTUAR NGA QEVERIA QENDRORE
TERHEQJET NE VITE NGA KREDITE E HUAJA SIPAS KREDITOREVE**

**CENTRAL GOVERNMENT GUARANTEED DEBT
DRAWINGS BY YEARS AND BY CREDITORS**

(in million EUR)

Sipas kreditoreve	Deri ne 31.12.2007 Up to 31.12.2007	2008	2009	2010	2011	3M 2012	GJITHSEJ TOTAL	By Creditors
-Shumepalesh (I)	120.15	29.39	33.10	5.77	9.12	6.93	204.47	-Multilateral (I)
EBRD	71.50	14.39	22.10	5.77	9.12	6.93	129.82	EBRD
EIB	48.65	15.00	11.00	-	-	-	74.65	EIB
-Dypalesh (II)	161.37	6.01	18.99	5.99	7.13	0.94	200.44	-Bilateral (II)
GJERMANI	47.12	4.66	18.99	5.88	4.65	-	81.30	GERMANY
GREQI	8.80	-	-	-	-	-	8.80	GREECE
ITALI	47.04	1.15	-	0.11	2.48	0.94	51.72	ITALY
JAPONI	36.56	-	-	-	-	-	36.56	JAPAN
KOREA	21.85	0.21	-	-	-	-	22.05	SOUTH KOREA
-Klubi Parisit (III)	0.05	-	-	-	-	-	0.05	-Paris Club (III)
JAPONI	0.05	-	-	-	-	-	0.05	JAPAN
GJITHSEJ (I+II+III)	281.57	35.40	52.10	11.76	16.25	7.87	404.96	TOTAL (I+II+III)

**) Deri me 31.03.2012, te dhena paraprake

***) As of March. 31, 2012, data are preliminary

**BORXHI I JASHEM* AFATGJATE I SHQIPERISE
TERHEQJET NE VITE SIPAS SEKTOREVE EKONOMIKE**

**LONG-TERM EXTERNAL PUBLIC DEBT*
DRAWINGS BY ECONOMIC SECTORS**

(in million EUR)

Sipas sektoreve ekonomike	Deri ne 31.12.2007 Up to 31.12.2007	2008	2009	2010	2011**	3M 2012	GJITHSEJ TOTAL	By Economic Sectors
ADMINISTRATA SHETETERORE	32.88	-	-	-	-	-	32.88	Public Administration
ARESIMI	36.32	9.72	4.13	4.10	5.83	2.50	62.60	Education
BILANCI I PAGESAVE	18.35	-	-	-	-	-	18.35	Balance of Payment
BUJQESI, UJITJE	123.30	10.03	6.28	2.79	0.53	-	142.93	Agriculture-Irrigation
ENERGJETIKE	300.77	44.80	85.76	39.96	33.08	8.05	512.42	Energy
IMPORT MALLRASH DHE PAJISJESH	54.74	-	-	-	-	-	54.74	Import of Goods and Services
INDUSTRI E LEHTE	2.56	-	-	-	-	-	2.56	Light Industry
INFRASTRUKTURE URBANE DHE RURALE	48.76	7.21	4.78	1.96	3.28	-	66.00	Urban and Rural Infrastructure
KLUBI I PARISIT DHE RISKEDULIME TE TJERA	218.70	-	-	-	-	-	218.70	Paris Club & Other Rescheduling
MBESHTETJE PER BUXHETIN	241.93	-	192.60	298.49	18.10	-	751.12	Budgetary Support
MBROJTJA	8.90	-	-	1.83	0.45	0.29	11.47	Defence
MBROJTJA E MJEDISIT	2.52	0.26	0.25	1.02	0.48	0.40	4.93	Environmental Protection
PYJE	7.22	-	-	-	-	-	7.22	Forestry
SHENDETESI	46.28	2.73	15.46	8.44	10.33	3.67	86.91	Health
SIGURIME SHOQ./TREGU I PUNES	13.20	2.83	0.17	0.31	0.73	0.56	17.79	Social Safety/Labor Market
STREHIMI	14.07	2.19	5.03	4.10	1.79	0.43	27.61	Housing
TELEKOMUNIKACION	14.69	-	-	-	-	-	14.69	Telecommunication
TRANSPORT	266.84	278.46	61.27	71.38	120.52	33.10	831.57	Transport
TRANSPORTI AJROR	23.64	-	-	-	-	-	23.64	Air Transport
TRANSPORTI HEKURUDHOR	3.10	-	-	-	-	-	3.10	Rail Transport
UJESJELLESA/KANALIZIME	105.56	13.80	17.71	22.16	21.38	6.65	187.26	Water Supply and Sewerage
ZHVILL. SEK.PRIVAT	42.10	5.13	0.00	11.23	1.61	0.87	60.95	Enterprise Sector Development
TE TJERA	26.53	-	-	-	-	-	26.53	Other
ZHVILLIMI RURAL	32.23	2.03	2.41	5.11	4.14	0.49	46.41	Rural Development
GJITHSEJ	1,685.18	379.20	395.84	472.90	222.25	57.01	3,212.38	TOTAL

*) Perfshin borxhin shtetedor dhe shtetedor te garantuar

**) Te dhena te rishikuara

***) Deri me 31.03.2012, te dhena paraprake

Ne kete tabelë nuk perfshihet kredia e FMN-se

*) Includes Central Government and Central Government Guaranteed debt

**) Revised data

***) As of March. 31, 2012, data are preliminary

IMF credit is not included

**BORXHI I JASHEM* AFATGJATE I SHQIPERISE
BORXHI NETO SIPAS KREDITOREVE**

**LONG-TERM EXTERNAL PUBLIC DEBT*
DEBT OUTSTANDING DISBURSED BY CREDITORS**

(in million EUR)

Sipas kreditoreve	31.12.2008	31.12.2009	2010	2011***	3M-2012	By Creditors
-Shumepalesh (I)	920.14	1,018.72	1,140.03	1,287.75	1,309.52	-Multilateral (I)
CEB	33.16	54.84	76.17	100.56	101.07	CEB
EBRD	77.86	97.94	98.66	117.96	132.28	EBRD
EC	9.00	9.00	9.00	9.00	9.00	EC
EIB	134.17	155.55	175.49	196.94	208.44	EIB
IBRD	11.93	16.88	19.20	39.13	41.16	IBRD
IDA	577.31	587.69	636.83	662.67	651.41	IDA
IDB	38.63	51.70	66.04	97.15	102.93	IDB
IFAD	26.03	26.62	29.68	30.89	30.49	IFAD
OPEC	12.05	18.51	28.97	33.45	32.74	OPEC
-Dypalesh (II)	357.68	408.85	466.23	506.73	509.88	-Bilateral (II)
GJERMANI	116.96	139.27	147.79	158.85	161.62	GERMANY
GREQI	12.94	12.69	12.44	12.18	12.10	GREECE
AUSTRI		5.03	7.49	13.84	18.85	AUSTRIA
ITALI	129.87	147.79	181.66	204.99	206.93	ITALY
JAPONI	45.05	41.57	48.98	51.19	46.92	JAPAN
KINE	1.32	1.29	1.39	1.44	1.39	CHINA
KUVAIT	23.73	23.03	26.75	26.19	25.47	KUWAIT
NORVEGJI	6.14	4.29	2.78	0.96	0.54	NORWAY
HOLLANDE	4.40	9.98	10.60	9.74	9.09	NETHERLANDS
SPANJE	1.74	6.46	6.97	7.20	6.97	SPAIN
KOREA	15.52	17.44	19.38	19.33	19.19	SOUTH KOREA
ARABIA SAUDITE			-	0.83	0.81	SAUDI ARABIA
Kreditore private (III)	230.00	422.60	530.00	530.00	530.00	Private Creditors (III)
KREDITORE PRIVATE	230.00	422.60	230.00	230.00	230.00	PRIVATE CREDITORS
EUROBONDI			300.00	300.00	300.00	EUROBOND
-Borxhi i riskeduluar (IV) (A+B)	70.75	88.94	83.23	79.45	80.62	-Rescheduled Debt (IV) (A+B)
-Klubi i Parisit (A)	27.21	25.60	26.58	26.25	25.45	-Paris Club (A)
GJERMANI	0.33	-	-	-	-	GERMANY
ITALI	2.66	2.49	2.41	2.27	2.24	ITALY
RUSI	24.22	23.11	24.17	23.98	23.21	RUSSIA
-Te tjere (B)	43.54	63.34	56.66	53.20	55.17	-Others (B)
TURQI	11.65	9.87	9.01	7.61	7.37	TURKEY
GREQI		27.70	25.71	22.24	21.52	GREECE
KINE	16.41	13.75	12.37	10.22	9.90	CHINA
HUNGARI	5.04	3.94	3.19	2.19	2.13	HUNGARY
GJERMANI	1.47	0.74	-	-	-	GERMANY
RUMANIA	2.50	2.07	1.82	1.47	1.22	ROMANIA
SLLOVAKI	2.16	1.76	1.52	1.18	1.14	SLOVAK REP.
ÇEKI	4.31	3.51	3.03	2.35	2.30	CZECH REP.
SLOVENIA					2.17	SLOVENIA
BOSNIA-HERCEG					2.31	BOSNIA-HERCEG
SERBIA			-	5.94	5.11	SERBIA
GJITHSEJ (I+II+III+IV)	1,578.57	1,939.11	2,219.49	2,403.93	2,430.02	TOTAL (I+II+III+IV)

*) Përshin borxhin shtetëror dhe shtetëror të garantuar

Ne kete tabelë nuk përfshihet kredia e FMN-se

**) Deri më 31.03.2012, të dhëna paraprake

***) Të dhëna të rishikuara

*) Includes Central Government and Central Government Guaranteed debt

IMF credit is not included

**) As of March. 31, 2012, data are preliminary

***) Revised data

**BORXHI I JASHEM I QEVERISE QENDRORE
BORXHI NETO SIPAS KREDITOREVE**

**CENTRAL GOVERNMENT EXTERNAL DEBT
DEBT OUTSTANDING DISBURSED BY CREDITORS**

(in million EUR)

Sipas kreditoreve	31.12.2008	31.12.2009	2010	2011***	3M-2012	By Creditors
-Shumepalesh (I)	813.64	890.11	1,017.75	1,169.35	1,184.86	-Multilateral (I)
CEB	33.16	54.84	76.17	100.56	101.07	CEB
EBRD	30.42	37.78	43.22	64.64	72.03	EBRD
EC	9.00	9.00	9.00	9.00	9.00	EC
EIB	75.12	87.10	108.65	131.86	144.03	EIB
IBRD	11.93	16.88	19.20	39.13	41.16	IBRD
IDA	577.31	587.69	636.83	662.67	651.41	IDA
IDB	38.63	51.70	66.04	97.15	102.93	IDB
IFAD	26.03	26.62	29.68	30.89	30.49	IFAD
OPEC	12.05	18.51	28.97	33.45	32.74	OPEC
-Dypalesh (II)	208.96	245.72	301.17	339.67	345.40	-Bilateral (II)
GJERMANI	71.17	76.78	83.39	93.77	96.54	GERMANY
GREQI	4.14	3.89	3.64	3.38	3.30	GREECE
AUSTRI	-	5.03	7.49	13.84	18.85	AUSTRIA
ITALI	83.42	103.14	142.52	164.93	166.40	ITALY
JAPONI	12.89	11.83	15.65	17.40	16.04	JAPAN
KINE	1.32	1.29	1.39	1.44	1.39	CHINA
KUVAIT	23.73	23.03	26.75	26.19	25.47	KUWAIT
NORVEGJI	6.14	4.29	2.78	0.96	0.54	NORWAY
HOLLAND	4.40	9.98	10.60	9.74	9.09	NETHERLANDS
SPANJA	1.74	6.46	6.97	7.20	6.97	SPAIN
Arabia Saudite	-	-	-	0.83	0.81	Saudi Arab
Kreditore Private (III)	230.00	422.60	530.00	530.00	530.00	Private Creditors(III)
KREDITORE PRIVATE	230.00	422.60	230.00	230.00	230.00	PRIVATE CREDITORS
EUROBONDI	-	-	300.00	300.00	300.00	EUROBOND
-Borxhi i riskeduluar (IV) (A+B)	70.75	88.94	83.23	79.45	80.62	-Rescheduled Debt (IV) (A+B)
-Klubi i Parisit (A)	27.21	25.60	26.58	26.25	25.45	-Paris Club (A)
GJERMANI	0.33	-	-	-	-	GERMANY
ITALI	2.66	2.49	2.41	2.27	2.24	ITALY
RUSI	24.22	23.11	24.17	23.98	23.21	RUSSIA
-Te tjere (B)	43.54	63.34	56.66	53.20	55.17	-Others (B)
TURQI	11.65	9.87	9.01	7.61	7.37	TURKEY
GREQI	-	27.70	25.71	22.24	21.52	GREECE
KINE	16.41	13.75	12.37	10.22	9.90	CHINA
HUNGARI	5.04	3.94	3.19	2.19	2.13	HUNGARY
GJERMANI	1.47	0.74	-	-	-	GERMANY
RUMANIA	2.50	2.07	1.82	1.47	1.22	ROMANIA
SLLOVAKI	2.16	1.76	1.52	1.18	1.14	SLOVAK REP.
ÇEKI	4.31	3.51	3.03	2.35	2.30	CZECH REP.
SLOVENIA	-	-	-	-	2.17	SLOVENIA
BOSNIA-HERCEG	-	-	-	-	2.31	BOSNIA-HERCEG
SERBIA	-	-	-	5.94	5.11	SERBIA
GJITHSEJ (I+II+III+IV)	1,323.35	1,647.37	1,932.15	2,118.47	2,140.88	TOTAL (I+II+III+IV)

Ne kete table nuk perfshihet kredia e FMN-se

**) Deri me 31.03.2012, te dhena paraprake

***Te dhena te rishikuara

IMF credit is not included

**) As of March. 31, 2012, data are preliminary

***Revised data

**BORXHI I JASHEM I GARANTUAR NGA QEVERIA QENDRORE
BORXHI NETO SIPAS KREDITOREVE**

**CENTRAL GOVERNMENT GUARANTEED DEBT
DEBT OUTSTANDING DISBURSED BY CREDITORS**

(in million EUR)

Sipas kreditoreve	31.12.2008	31.12.2009	2010	2011	3M-2012	By Creditors
-Shumepalesh (I)	106.50	128.61	122.28	118.40	124.66	-Multilateral (I)
EBRD	47.44	60.16	55.44	53.32	60.25	EBRD
EIB	59.06	68.45	66.84	65.08	64.41	EIB
-Dypalesh (II)	148.72	163.13	165.06	167.06	164.48	-Bilateral (II)
GJERMANI	45.79	62.49	64.40	65.08	65.08	GERMANY
GREQI	8.80	8.80	8.80	8.80	8.80	GREECE
ITALI	46.45	44.65	39.14	40.06	40.53	ITALY
JAPONI	32.15	29.74	33.34	33.79	30.88	JAPAN
KOREA	15.52	17.44	19.38	19.33	19.19	SOUTH KOREA
GJITHSEJ (I+II)	255.21	291.73	287.34	285.46	289.14	TOTAL (I+II)

**) Deri me 31.03.2012, te dhena paraprake

**) As of March. 31, 2012, data are preliminary

BORXHI I JASHEM* AFATGJATE I SHQIPERISE
BORXHI NETO SIPAS MONEDHAVE

LONG-TERM EXTERNAL PUBLIC DEBT*
DOD BY CURRENCY

(in million EUR)

Monedha Currency	2009		2010		2011		3M-2012	
	Amount	%	Amount	%	Amount	%	Amount	%
ACU	51.70	2.67	66.04	2.98	69.95	2.91%	68.43	2.82%
EUR	1,069.99	55.18	1,265.86	57.03	1,380.71	57.44%	1,427.52	58.75%
JPY	41.56	2.14	48.98	2.21	51.20	2.13%	46.92	1.93%
KWD	23.03	1.19	26.74	1.20	26.19	1.09%	25.47	1.05%
KRW	17.44	0.90	19.38	0.87	19.33	0.80%	19.19	0.79%
SAR					0.83	0.03%	0.81	0.03%
SDR	614.31	31.68	666.51	30.03	693.56	28.85%	681.89	28.06%
USD	121.07	6.24	125.99	5.68	162.17	6.75%	159.76	6.57%
TOTAL	1,939.10	100.00	2,219.49	100.00	2,403.94	100.00%	2,429.99	100.00%

*) Perfshin borxhin e jashtem shteteror dhe shteteror te garantuar

**) Deri me 31.03.2012, te dhena paraprake

Nuk pershihet kredia e FMN-se

*) Includes external public and external publicly guaranteed debt

**) As of March. 31, 2012, data are preliminary

IMF credit is not included

**BORXHI I JASHEM* AFATGJATE I SHQIPERISE
PJESA E PATERHEQUR E KREDIVE**

**LONG-TERM EXTERNAL PUBLIC DEBT*
COMMITTED UNDISBURSED BALANCE**

(in million EUR)

Sipas kreditoreve	2008	2009	2010	2011	3M-2012	By Creditors
-Shumepalesh (I)	431.38	406.41	392.74	467.13	412.82	-Multilateral (I)
CEB	38.85	62.01	40.75	15.63	14.98	CEB
EBRD	75.20	77.95	63.58	77.52	63.20	EBRD
EIB	110.06	81.88	104.60	74.95	61.95	EIB
IBRD	22.97	23.50	21.45	18.33	16.18	IBRD
IDA	122.26	100.27	85.99	67.63	59.30	IDA
IDB	42.98	34.97	54.10	196.46	182.24	IDB
IFAD	4.11	9.02	7.40	6.32	5.77	IFAD
OPEC	14.96	16.82	14.89	10.29	9.20	OPEC
-Dypalesh (II)	354.21	311.86	372.88	385.67	365.18	-Bilateral (II)
GJERMANI	54.96	49.23	125.18	153.39	150.62	GERMANY
GREQI		-	-	-	-	GREECE
ITALI	181.23	157.98	118.79	89.51	86.79	ITALY
JAPONI	87.55	85.88	100.00	106.90	97.54	JAPAN
KUVAIT	17.47	14.07	13.42	13.06	12.70	KUWAIT
AUSTRI		2.46	5.96	14.22	9.20	AUSTRIA
ARABIA SAUDITE			9.00	8.45	8.19	SAUDI ARABIA
HOLLANDE	8.05	2.15	0.43	0.03	0.03	NETHERLANDS
KINA	0.10	0.10	0.11	0.11	0.11	CHINA
SPANJA	4.87	-	-	-	-	SPAIN
KOREA	-	-	-	-	-	SOUTH KOREA
GJITHSEJ (I+II)	785.59	718.28	765.62	852.80	778.00	TOTAL (I+II)

*) Perfshin borxhin shteteror dhe shteteror te garantuar

**) Deri me 31.03.2012, te dhena paraprake

Ne kete table nuk perfshihet kredia e FMN-se

*) Includes Central Government and Central Government Guaranteed debt

**) As of March. 31, 2012, data are preliminary

IMF credit is not included

**BORXHI I JASHEM I QEVERISE QENDRORE
PJESA E PATERHEQUR E KREDIVE**

**CENTRAL GOVERNMENT EXTERNAL DEBT
COMMITTED UNDISBURSED BALANCE**

(in million EUR)

Sipas kreditoreve	2008	2009	2010	2011	3M-2012	By Creditors
-Shumepalesh (I)	364.11	372.24	364.35	447.86	400.48	-Multilateral (I)
CEB	38.85	62.01	40.75	15.63	14.98	CEB
EBRD	18.92	43.79	35.18	58.25	50.86	EBRD
EIB	99.06	81.88	104.60	74.95	61.95	EIB
IBRD	22.97	23.50	21.45	18.33	16.18	IBRD
IDA	122.26	100.27	85.99	67.63	59.30	IDA
IDB	42.98	34.97	54.10	196.46	182.24	IDB
IFAD	4.11	9.02	7.40	6.32	5.77	IFAD
OPEC	14.96	16.82	14.89	10.29	9.20	OPEC
-Dypalesh (II)	309.17	285.81	352.82	372.74	353.18	-Bilateral (II)
GJERMANI	25.14	38.40	120.23	153.09	150.32	GERMANY
GREQI	-	-	-	-	-	GREECE
ITALI	166.01	142.76	103.68	76.88	75.09	ITALY
JAPONI	87.55	85.88	100.00	106.90	97.54	JAPAN
KUVAIT	17.47	14.07	13.42	13.06	12.70	KUWAIT
AUSTRI	-	2.46	5.96	14.22	9.20	AUSTRIA
HOLLANDE	8.05	2.15	0.43	0.03	0.03	NETHERLANDS
KINA	0.10	0.10	0.11	0.11	0.11	CHINA
ARABIA SAUDITE	-	-	9.00	8.45	8.19	SAUDI ARABIA
SPANJA	4.87	-	-	-	-	SPAIN
GJITHSEJ (I+II)	673.28	658.06	717.17	820.60	753.66	TOTAL (I+II)

**) Deri me 31.03.2012, te dhena paraprake
Ne kete table nuk perfshihet kredia e FMN-se

**) As of March. 31, 2012, data are preliminary
IMF credit is not included

**BORXHI I JASHEM I GARANTUAR NGA QEVERIA QENDRORE
PJESA E PATERHEQUR E KREDIVE**

**CENTRAL GOVERNMENT GUARANTEED DEBT
COMMITTED UNDISBURSED BALANCE**

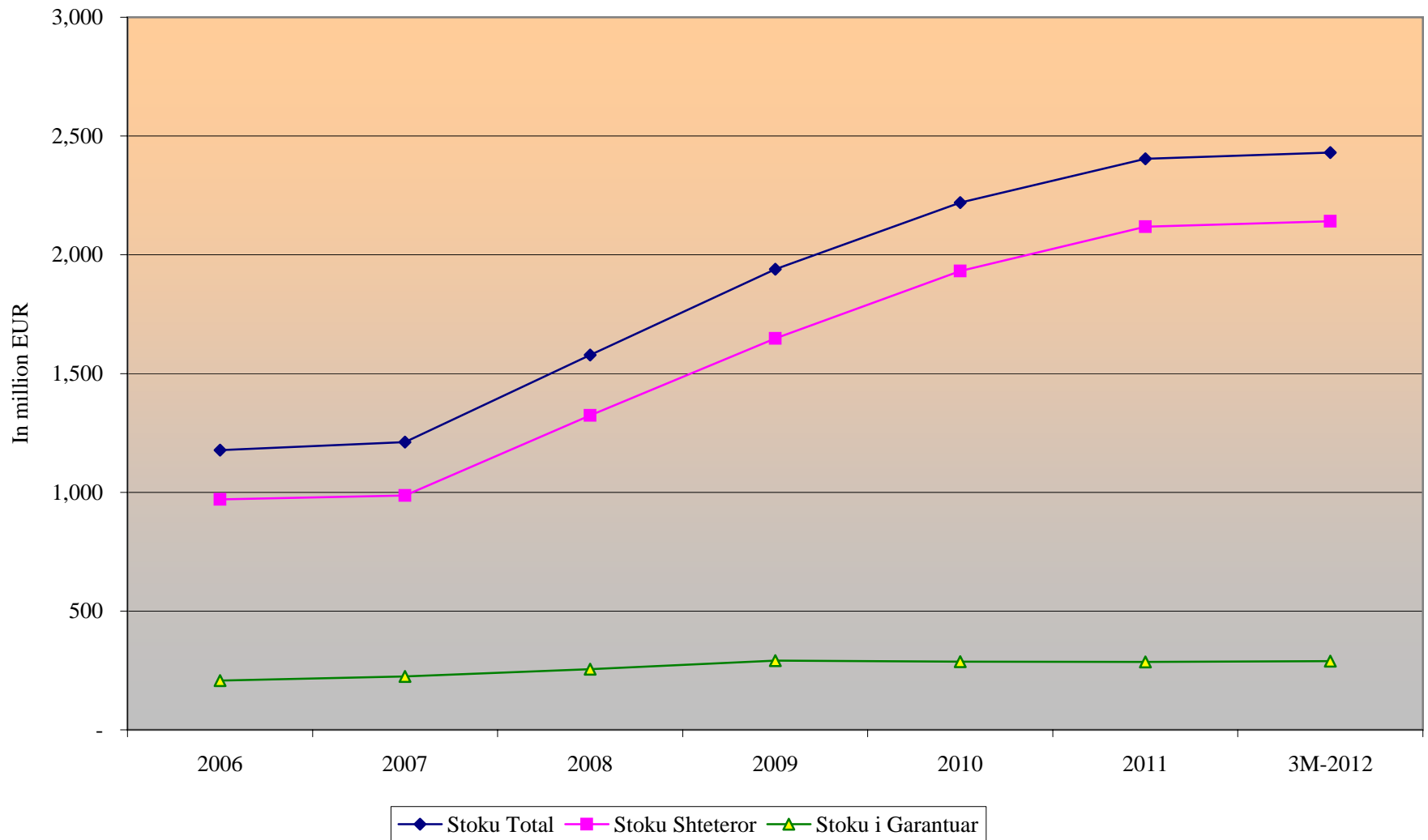
(in million EUR)

Sipas kreditoreve	2008	2009	2010	2011	3M-2012	By Creditors
-Shumepalesh (I)	67.27	34.17	28.40	19.27	12.34	-Multilateral (I)
EBRD	56.27	34.17	28.40	19.27	12.34	EBRD
EIB	11.00	-	-	-	-	EIB
-Dypalesh (II)	45.04	26.05	20.05	12.93	12.00	-Bilateral (II)
GJERMANI	29.82	10.83	4.95	0.30	0.30	GERMANY
ITALI	15.22	15.22	15.11	12.63	11.70	ITALY
KOREA	-	-	-	-	-	SOUTH KOREA
GJITHSEJ (I+II)	112.31	60.22	48.45	32.20	24.34	TOTAL (I+II)

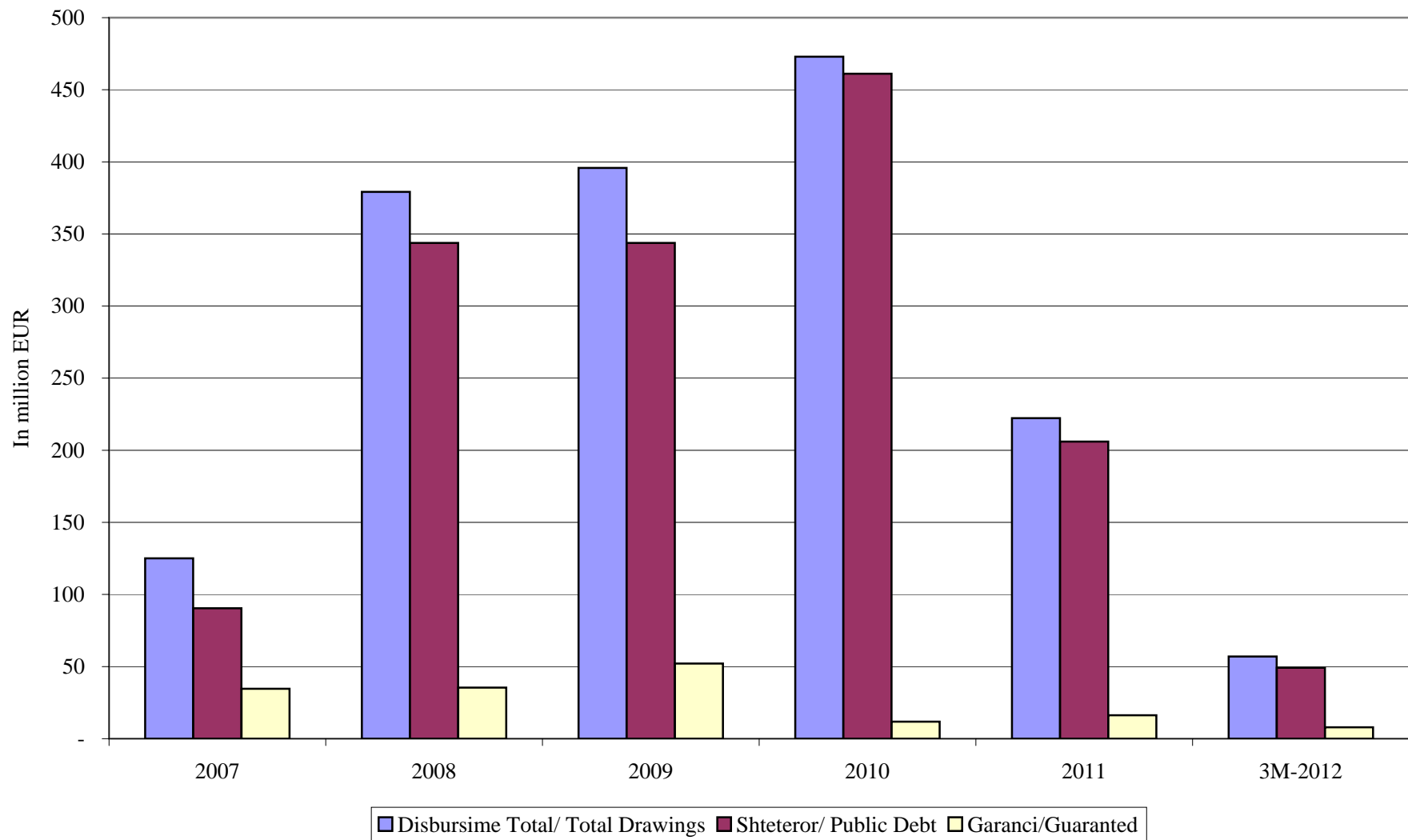
**) Deri me 31.03.2012, te dhena paraprake

**) As of March. 31, 2012, data are preliminary

Paraqitja grafike e ecurise se stokut te borxhit te jashtem
External Outstanding Debt

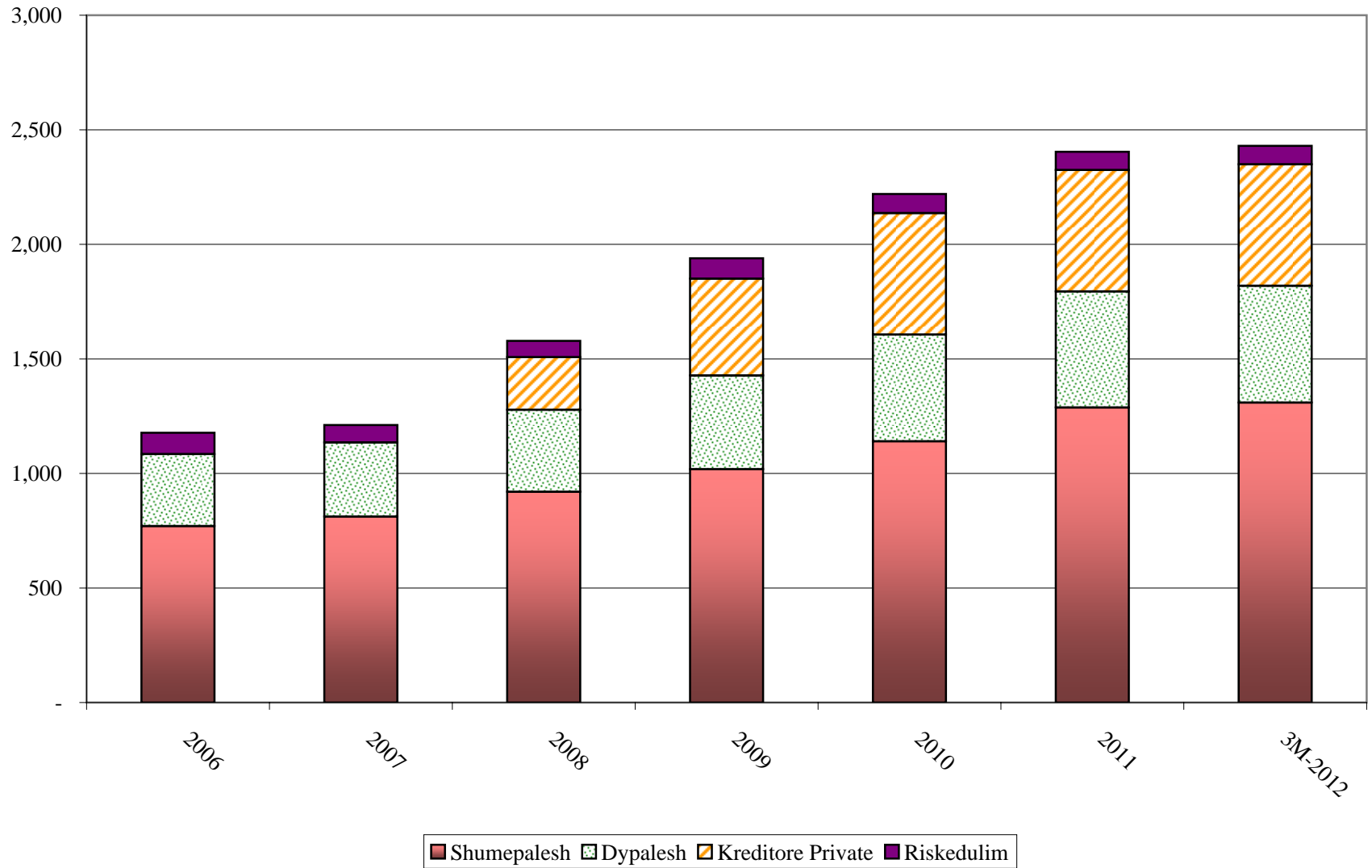


Ecuria e Disbursimeve te Borxhit te Jashtem
External Debt Drawings

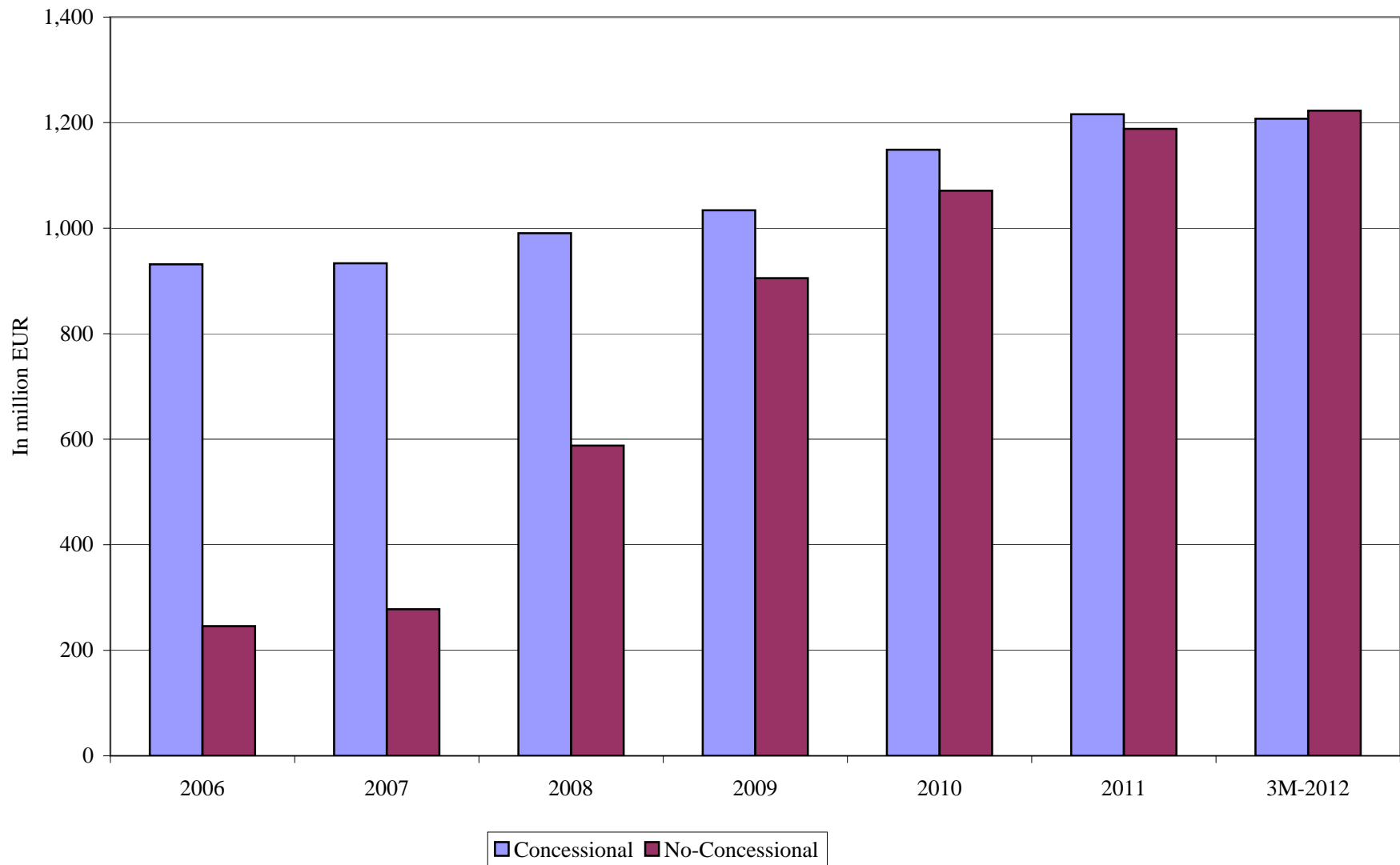


In million EUR

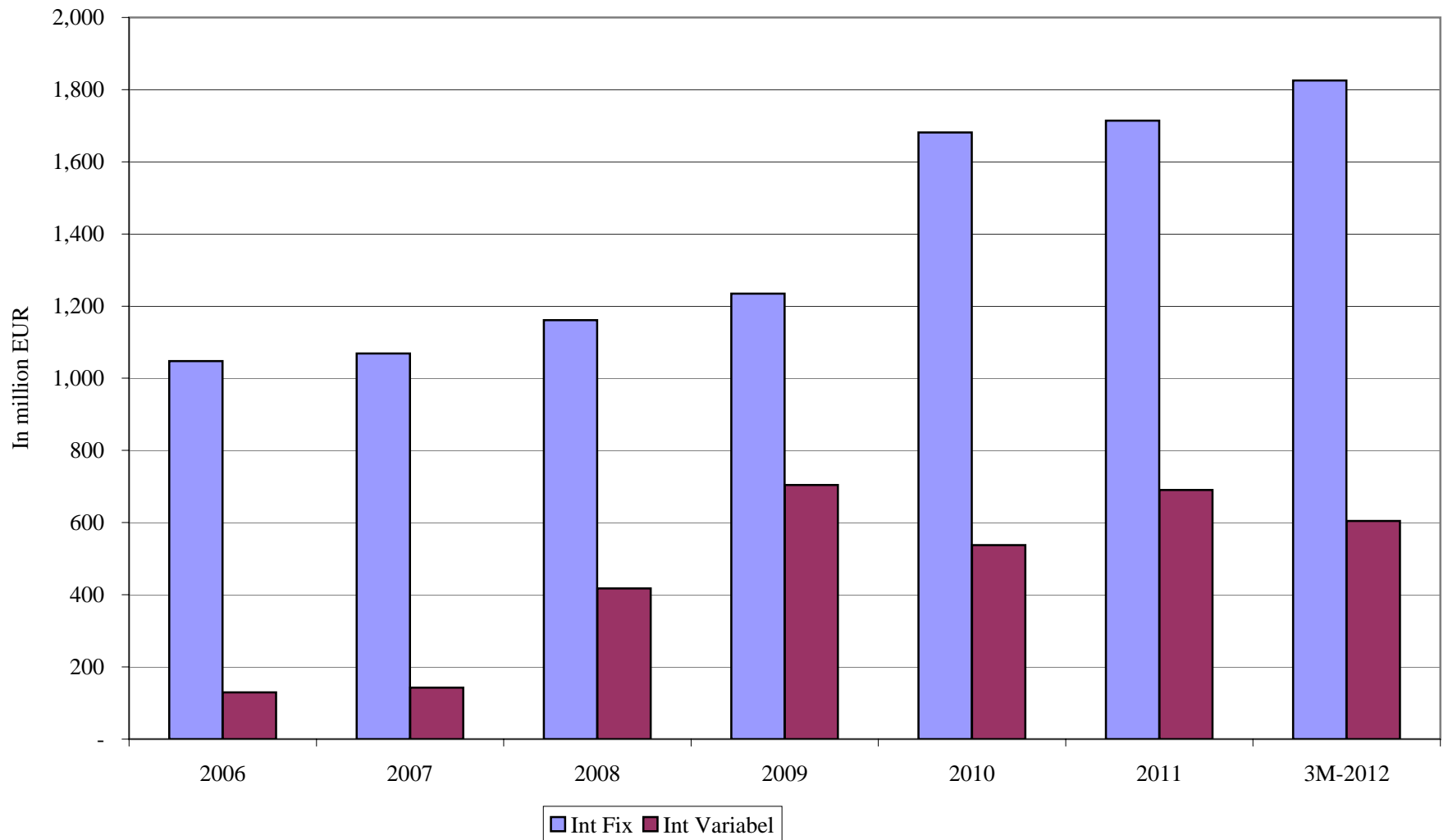
Stoku i Borxhit te Jashtem sipas Kreditoreve Debt Outstanding by Creditor Type



Stoku i borxhit te jashtem sipas koncesionalitetit
Debt Outstanding by concessionality



Stoku i borxhit te jashtem sipas interesit
Debt Outstanding by Interest Type



Stoku i borxhit te jashtem sipas monedhave 3M-2012
External Debt Outstanding by Currency 3M-2012

