



REPUBLIKA E SHQIPËRISE
MINISTRIA E FINANCAVE

DREJTORIA E PËRGJITHSHME E SHËRBIMEVE FINANCIARE
DREJTORIA E DREJTIMIT TË BORXHIT PUBLIK
Sektori i Shërbimit të Borxhit



Treguesit e Borxhit – 12/M 2013

Debt Indicators as of Dec.31, 2013

TABELA E PËRMBAJTJES

STOKU I BORXHIT PUBLIK	3
PËRBËRJA E BORXHIT SIPAS AFATIT TË MATURIMIT, MONEDHËS DHE REZIDENCËS	4
STOKU I BORXHIT TË QEVERISË QËNDRORE	5
SHËRBIMI I BORXHIT	6
STOKU I BORXHIT TË BRËNDSHËM SIPAS INSTRUMENTAVE	7
GRAFIKU I STRUKTURËS SË BORXHIT TË BRËNDSHËM	8
GRAFIKU I STOKUT TË BORXHIT TË BRËNDSHEM SIPAS INSTRUMENTAVE	9
STRUKTURA E B.BRËNDSHËM SHTETËROR	10
FINANCIMI ME HUAMARJE TË BRËNDSHME E DEFICITIT BUXHETOR	11
GRAFIK E CURIA E INSTRUMENTAVE B.BRËNDSHEM AFATSHKURTËR DHE AFATGJATË	12
GRAFIK E CURIA E INSTRUMENTAVE TË BORXHIT TË BRËNDSHËM	13
MBAJTËSIT E BORXHIT TË BRËNDSHËM NË VITE	14
GRAFIK INTERESI MESATAR I PONDERUAR I LETRAVE ME VLERË TË QEVERISË	15
KURBA E YIELD-it MESATAR TË PONDERUAR TË LETRAVE ME VLERË TË QEVERISË	16
KURBA E YIELD-it TE LETRAVE ME VLERË TË QEVERISË (të dhënat e ankandit të fundit)	17
DITË MESATARE NË MATURIM & YIELD-i MESATAR I PONDERUAR	18
GRAFIK DITË MESATARE NË MATURIM & YIELD-i MESATAR I PONDERUAR	19
GRAFIK E METUAR, KËRKUAR & YEILD-i MESATAR I PONDERUAR	20
GRAFIK SHËRBIMI B.BRËNDSHËM/GDP & KOSTO MES.PONDERUAR NË EMETIM	21
GRAFIK E CURIA E STRUKTURËS SË B.BRËNDSHËM & YIELD MES.PONDERUAR	22
BORXHI I JASHTËM AFATGJATË	23
BORXHI I JASHTËM I QEVERISË QËNDRORE	24
BORXHI I JASHTËM I GARANTUAR NGA QEVERIA QËNDRORE	25
TËRHEQJET NGA KREDITE E HUAJA SIPAS KREDITORËVE.I BORXHIT AFATGJATË	26
TËRHEQJET NGA KREDITE E HUAJA SIPAS KREDITORËVE.I BORXHIT QEV.QËNDRORE	27
TËRHEQJET NGA KREDITE E HUAJA SIPAS KREDITORËVE.I BORXHIT TË GARANTUAR	28
TERHEQJET SIPAS SEKTORËVE EKONOMIKE I BORXHIT AFATGJATË	29
BORXHI NETO SIPAS KREDITORËVE I BORXHIT AFATGJATË	30
BORXHI NETO SIPAS KREDITORËVE I BORXHIT TË QEVERISË QËNDRORE	31
BORXHI NETO SIPAS KREDITORËVE I BORXHIT TË GARANTUAR	32
BORXHI NETO SIPAS MONEDHAVE	33
PJESA E PATËRHEQUR E KREDIVE BORXHI AFATGJATË	34
PJESA E PATËRHEQUR E KREDIVE BORXHI TE QEVERISË QËNDRORE	35
PJESA E PATËRHEQUR E KREDIVE BORXHIT TE GARANTUAR	36
GRAFIK E CURIA E STOKUT TË BORXHIT TË JASHTËM	37
GRAFIK STOKU I BORXHIT TË JASHTËM SIPAS KREDITORËVE	38
GRAFIK I ECURISË SË DISBURSIMEVE TË BORXHIT TË JASHTËM	39
GRAFIK STOKUT TË BORXHIT TË JASHTËM SIPAS KONCESIONALITETIT	40
GRAFIK STOKU I BORXHIT TË JASHTËM SIPAS INTERESIT	41
GRAFIK STOKU U BORXHIT TË JASHTËM SIPAS MONEDHËS	42

Stoku i Borxhit Publik
Public Debt Stock

million ALL

	2009	2010	2011	2012	2013	
Borxhi Publik	682,547	715,517	772,735	828,268	884,892	Public Debt Stock
- Borxhi i Qeverisë Qëndrore	682,547	715,370	772,517	827,981	884,501	Central Government Debt Stock
- Borxhi i pushtetit lokal	-	147	218	288	391	Local Government Debt Stock

Borxhi i Qeverisë Qëndrore
Central Government Debt Stock

million ALL

	2009	2010	2011	2012	2013	
Borxhi i Qeverisë Qëndrore, nga i cili:	682,547	715,370	772,517	827,981	884,501	Central Government Debt Stock, of which:
-Borxhi i brëndshëm	415,028	407,372	438,582	470,358	520,786	-Domestic Debt
-Borxhi i jashtëm*	267,519	307,999	333,935	357,622	363,715	-Foreign Debt

Borxhi i Qeverisë Qëndrore
Central Government Debt Stock

million ALL

	2009	2010	2011	2012	2013	
Borxhi i Qeverisë Qëndrore, nga i cili:	682,547	715,371	772,516	827,981	884,501	Central Government Debt Stock, of which:
-Borxhi i Qeverisë	636,773	669,946	724,200	774,528	833,177	-Central Government Debt
-Borxhi i garantuar nga Qeveria	45,775	45,425	48,316	53,453	51,324	-Central Government Guaranteed Debt

Borxhi i Qeverise Qendrore
Gross Central Government Debt position

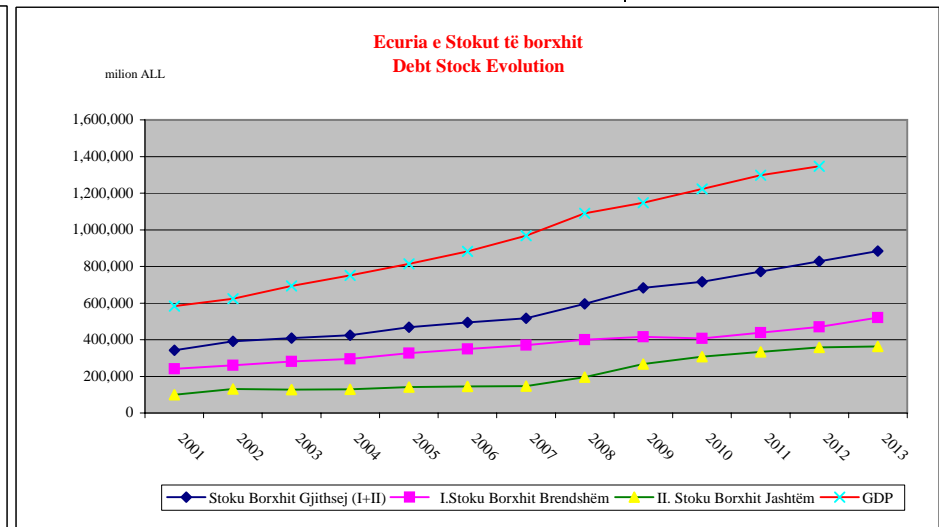
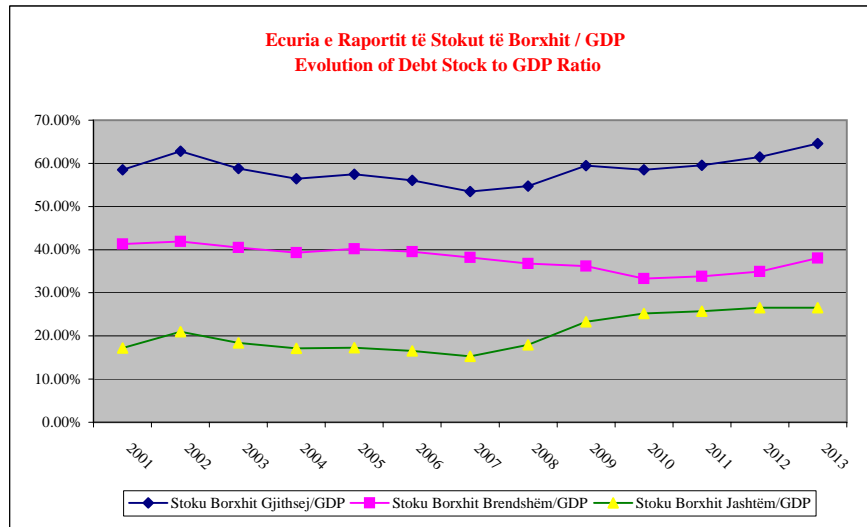
ALL million

	2013 Q1	2013 Q2	2013 Q3	2013 Q4	
Gross Central Government Debt					Gross Central Government Debt
<u>Sipas maturimit dhe Instrumentave</u>	801,815	819,785	819,214	833,177	<u>By maturity and type of instrument:</u>
Afatshkurter sipas maturimit origjinal	253,978	253,547	249,249	245,782	Short-term by original maturity
Letra me Vlere te Borxhit	253,978	253,547	249,249	245,782	Debt securities
Kredi					Loans
Afatgjate sipas maturimit origjinal	547,837	566,238	569,965	587,395	Long-term, by original maturity:
Me shlyerje brenda nje viti	65,384	65,166	60,368	53,642	With payment due in one year or less:
Letra me Vlere te Borxhit	64,260	64,283	59,690	52,930	Debt securities
Kredi	1,125	883	678	712	Loans
Me shlyerje mbi nje vit	482,453	501,072	509,597	533,753	With payment due in more than one year:
Letra me Vlere te Borxhit	197,358	204,357	213,678	244,216	Debt securities
Kredi	285,095	296,714	295,919	289,536	Loans
Borxhi gjithsej	801,815	819,785	819,214	833,177	Total gross debt
Letra me Vlere te Borxhit	515,595	522,187	522,616	542,928	Debt securities
Kredi	286,220	297,597	296,597	290,249	Loans
<u>Sipas Monedhes se emetimit</u>	801,815	819,785	819,214	833,177	<u>By currency of denomination:</u>
Monedhe Kombetare	467,497	473,728	474,186	494,064	Domestic currency
Monedhe e Huaj	334,319	346,057	345,028	339,113	Foreign currency
<u>Sipas rezidences se kreditoreve</u>	801,815	819,785	819,214	833,177	<u>By residence of the creditor:</u>
Kreditore vendas	484,485	490,844	491,181	511,753	Domestic creditors
Kreditore te huaj	317,330	328,941	328,032	321,424	External creditors
<u>Memorandum item:</u>					
Borxhi Brendshem i garantuar	19,889	19,986	19,986	19,918	Domestic Guaranteed Debt
Borxhi Jashtem i garantuar	37,714	33,286	33,189	31,407	External Guaranteed Debt
Borxhi i garantuar Gjithsej	57,603	53,272	53,176	51,325	Total Guaranteed Debt

Stoku i Borxhit të Qeverisë Qëndrore
Central Government Debt Stock

milion ALL

	2001	2002	2003	2004	2005	2006	2007	2008	2009	2010	2011	2012	2013	
Stoku Borxhit Gjithsej (I+II)	341,521	391,309	408,300	423,962	468,050	494,737	517,031	595,883	682,546	715,371	772,517	827,981	884,500	Total Debt Stock
I.Stoku Borxhit Brendshëm	241,161	260,752	280,767	295,200	327,353	348,935	369,536	400,456	415,028	407,372	438,582	470,358	520,786	Domestic Debt Stock
-shtetëror	241,161	260,752	280,767	295,200	327,353	348,935	369,536	395,504	409,501	401,821	429,925	454,695	500,868	Central Government Debt
-garantuar								4,952	5,527	5,551	8,657	15,663	19,918	Central Government Guaranteed Debt
II. Stoku Borxhit Jashtëm	100,360	130,557	127,533	128,762	140,697	145,802	147,495	195,427	267,518	307,999	333,935	357,622	363,714	External Debt Stock
-shtetëror	87,500	114,837	109,340	109,161	119,256	120,147	120,094	163,831	227,271	268,124	294,276	319,833	332,308	Central Government Debt
-garantuar	12,861	15,719	18,193	19,601	21,440	25,655	27,401	31,596	40,247	39,875	39,659	37,790	31,406	Central Government Guaranteed Debt
GDP	583,369	622,711	694,098	751,022	814,797	882,209	967,670	1,089,293	1,148,082	1,222,462	1,297,710	1,346,169	1,369,009	GDP
Stoku Borxhit Gjithsej/GDP	58.54%	62.84%	58.82%	56.45%	57.44%	56.08%	53.43%	54.70%	59.45%	58.52%	59.53%	61.51%	64.61%	Total Debt Stock/GDP
Stoku Borxhit Brendshëm/GDP	41.34%	41.87%	40.45%	39.31%	40.18%	39.55%	38.19%	36.76%	36.15%	33.32%	33.80%	34.94%	38.04%	Domestic Debt Stock/GDP
Stoku Borxhit Jashtëm/GDP	17.20%	20.97%	18.37%	17.14%	17.27%	16.53%	15.24%	17.94%	23.30%	25.19%	25.73%	26.57%	26.57%	External Debt Stock/GDP

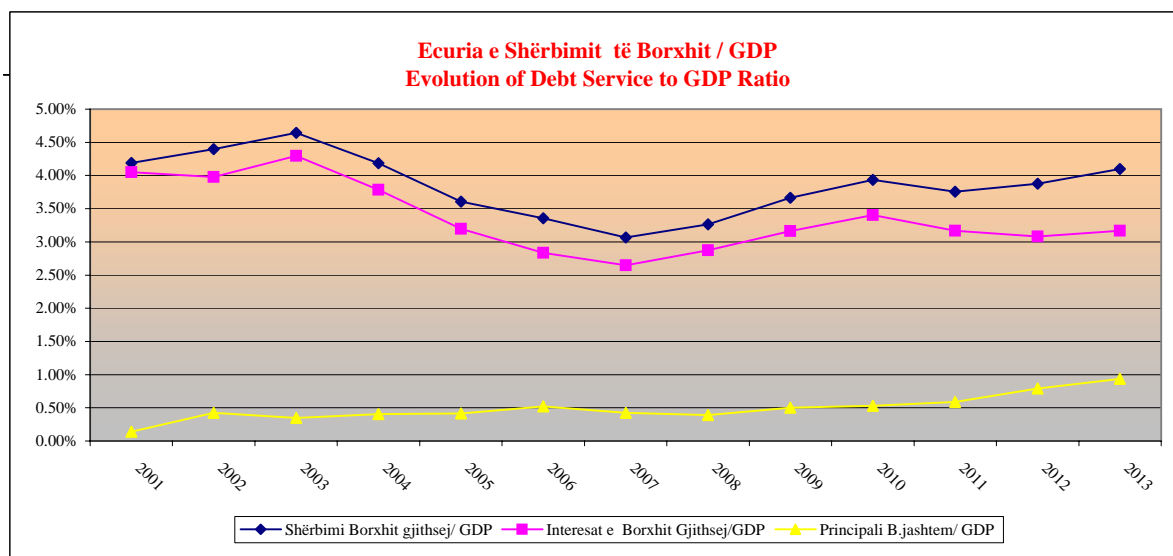


Shërbimi i Borxhit Debt Service

milion lekë

million ALL

	2001	2002	2003	2004	2005	2006	2007	2008	2009	2010	2011	2012	2013	
Shërbimi Borxhit gjithsej (I+II)	24,438	27,395	32,225	31,448	29,393	29,596	29,693	35,555	42,061	48,116	48,734	52,166	56,109	Total Debt Service (I+II)
Interesat e Borxhit Gjithsej (I)	23,620	24,762	29,823	28,423	26,029	25,006	25,594	31,307	36,301	41,604	41,121	41,497	43,335	Total interests (I)
Interesat e B.Brëndshëm	22,528	22,468	28,174	26,711	24,184	22,978	23,499	28,386	31,408	35,583	34,253	34,005	35,890	Domestic Debt Interests
Interesat e B.Jashtëm	1,092	2,294	1,649	1,712	1,845	2,028	2,096	2,921	4,893	6,021	6,868	7,492	7,445	External Debt Interests
Principali B.jashtëm (II)	818	2,632	2,401	3,025	3,364	4,590	4,098	4,248	5,760	6,512	7,613	10,669	12,774	Repayments (II)
GDP	583,369	622,711	694,098	751,022	814,797	882,209	967,670	1,089,293	1,148,082	1,222,462	1,297,710	1,346,169	1,369,009	GDP
Shërbimi Borxhit gjithsej/ GDP	4.19%	4.40%	4.64%	4.19%	3.61%	3.35%	3.07%	3.26%	3.66%	3.94%	3.76%	3.88%	4.10%	Total Debt Service /GDP
Interesat e Borxhit Gjithsej/GDP	4.05%	3.98%	4.30%	3.78%	3.19%	2.83%	2.64%	2.87%	3.16%	3.40%	3.17%	3.08%	3.17%	Total Interests/GDP
Interesat e Borxhit Brëndshëm/GDP	3.86%	3.61%	4.06%	3.56%	2.97%	2.60%	2.43%	2.61%	2.74%	2.91%	2.64%	2.53%	2.62%	Domestic Debt Interests/GDP
Interesat e Borxhit Jashtëm/GDP	0.19%	0.37%	0.24%	0.23%	0.23%	0.23%	0.22%	0.27%	0.43%	0.49%	0.53%	0.56%	0.54%	External Debt Interests /GDP
Principali B.jashtëm/ GDP	0.14%	0.42%	0.35%	0.40%	0.41%	0.52%	0.42%	0.39%	0.50%	0.53%	0.59%	0.79%	0.93%	Repayments/GDP
Stoku Borxhit Gjithsej (I+II)	341,521	391,309	408,300	423,962	468,050	494,737	517,031	595,883	682,546	715,371	772,517	827,981	884,486	Total Debt Stock
Interesat e Borxhit Gjithsej/Stoku gjithsej	6.92%	6.33%	7.30%	6.70%	5.56%	5.05%	4.95%	5.25%	5.32%	5.82%	5.32%	5.01%	4.90%	Total Debt Service/Total Debt Stock

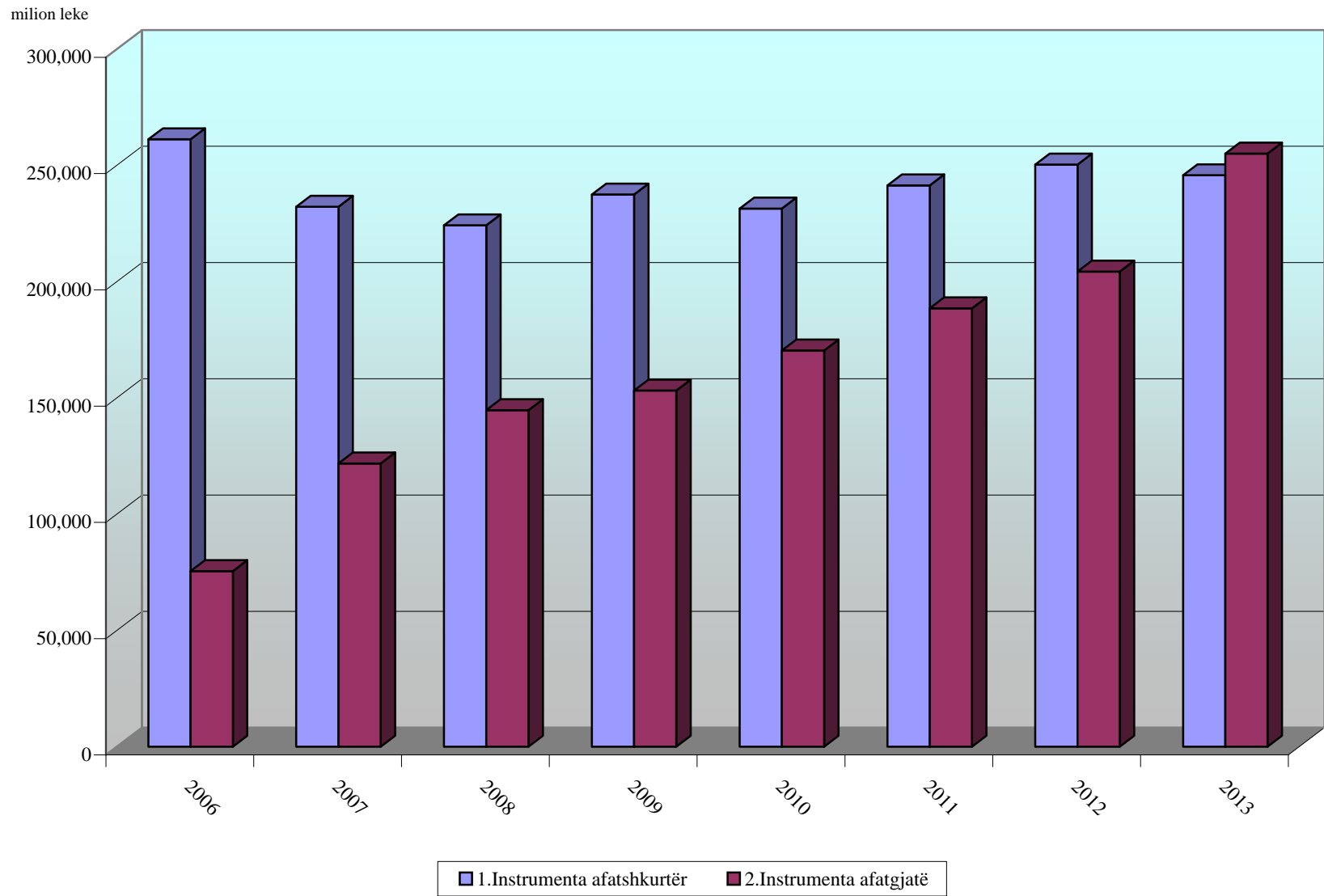


Stoku i Borxhit të Brëndshëm sipas instrumentave
Domestic Debt Stock by Instruments

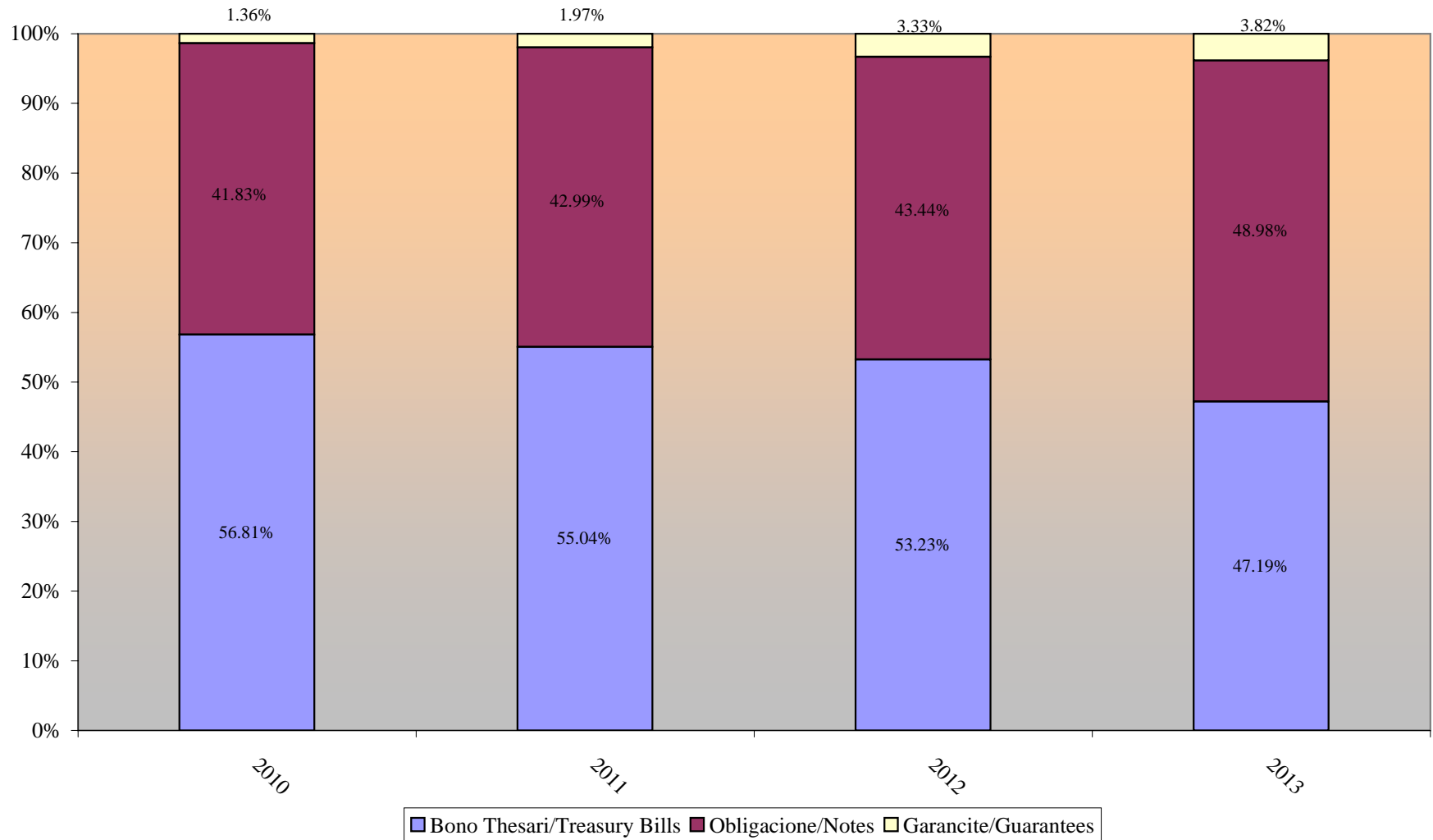
million ALL

	31.12.2010		31.12.2011		31.12.2012		31.12.2013		
	Purchase value	%	Purchase value	%	Purchase value	%	Purchase value	%	
Stoku I Borxhit Gjithsej	407,372		438,582		470,358		520,786		Total Debt Stock
I.Borxhi Shtetëror	401,821	98.64	429,924	98.03	454,695	96.67	500,868	96.18	I.Public Debt
1.Instrumenta afatshkurtër	231,436	56.81	241,385	55.04	250,352	53.23	245,782	47.19	I.Short term Instruments
Bono 3/M	11,495	2.82	11,579	2.64	6,998	1.49	7,959	1.53	3 Month Bills
Bono 6/M	44,188	10.85	42,914	9.78	39,129	8.32	39,242	7.54	6 Month Bills
Bono 9/M	3,317	0.83	0	0.00	0	0.00	0	0.00	9 Month Bills
Bono 12/M	172,436	42.33	186,892	42.61	204,225	43.42	198,581	38.13	1 Year Bills
2.Instrumenta afatgjatë	170,385	41.83	188,539	42.99	204,343	43.44	255,086	48.98	II. Long term Instruments
Oblig.2/Vj	70,957	17.42	75,141	17.13	76,742	16.32	81,731	15.69	2 Year Note
Oblig.3/Vj	15,613	3.83	19,387	4.42	22,625	4.81	32,655	6.27	3 Year Note
Oblig.5/Vj	71,815	17.63	82,012	18.70	87,994	18.71	93,910	18.03	5 Year Note
Oblig.7/Vj	12,000	2.95	12,000	2.74	16,982	3.61	38,517	7.40	7 Year Note
Oblig.10/Vj							8,274	1.59	10 Year Note
II.Borxhi i Garantuar	5,551	1.36	8,657	1.97	15,663	3.33	19,918	3.82	II.Publicly Guaranteed Debt
1. Garanci Treg.Brënd.	5,551	1.36	8,657	1.97	15,663	3.33	19,918	3.82	Domestic Guarantees

Struktura e Borxhit te Brëndshëm
Domestic Debt Structure



Stoku i Borxhit të Brendshëm sipas instrumentave
Domestic Debt Stock by Instruments



Struktura e Borxhit të Brëndshëm Shtetëror *
Structure of Central Government Domestic Debt

milion ALL

	2010		2011		2012		2013		
	million ALL	%	million ALL	%	million ALL	%	million ALL	%	
- Sipas Instrumentave	401,821		429,924		454,695		500,868		- By instruments
Instrumenta afatshkurtër	231,436	57.60%	241,385	56.15%	250,352	55.06%	245,782	49.07%	short tern
Instrumenta afatgjatë	170,385	42.40%	188,539	43.85%	204,343	44.94%	255,086	50.93%	long term
-Sipas monedhes	401,821		429,924		454,695		500,868		- By currency
-Monedhë kombëtare	398,352	99.14%	428,754	99.73%	448,583	98.66%	494,064	98.64%	domestic currency
-Monedhë huaj	3,469	0.86%	1,170	0.27%	6,112	1.34%	6,804	1.36%	foreign currency
- Sipas rezidences se kreditorit	401,821		429,924		454,695		500,868		- By creditor's residence
- rezidentë	397,928	99.03%	429,924	100.00%	454,695	100.00%	500,868	100.00%	residents
- jo rezidentë	3,893	0.97%	0	0.00%	0	0.00%	0	0.00%	non residents

* Nuk përfshihet garancitë e brëndshme

* domestic guaranties are not included

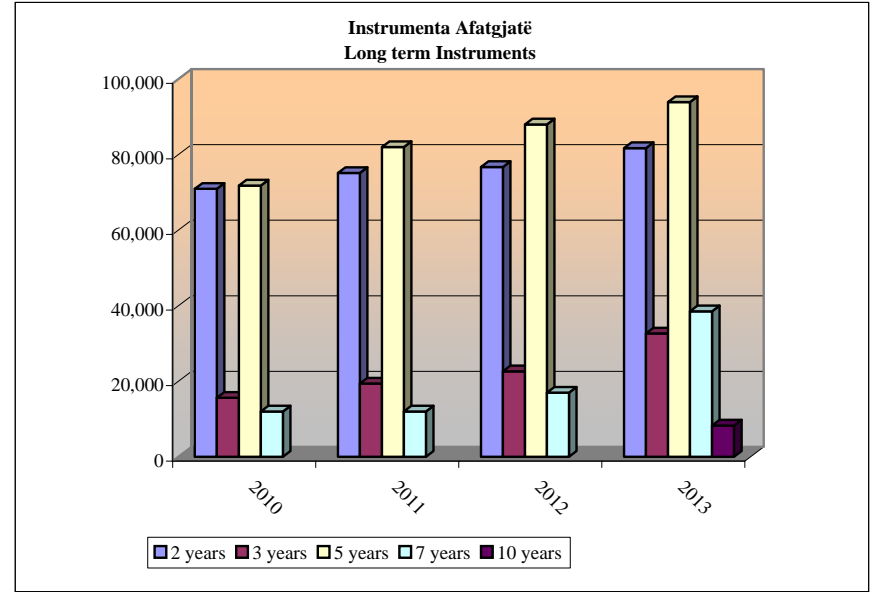
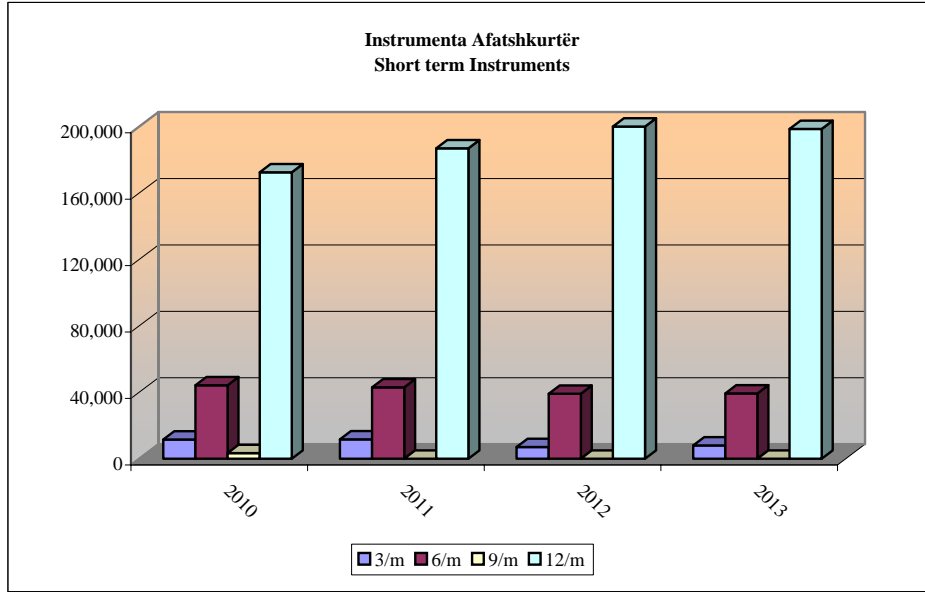
Financimi me huamarrje të brëndshme i Deficitit Buxhetor
Domestic Deficit Financing

mijë lekë

000'ALL

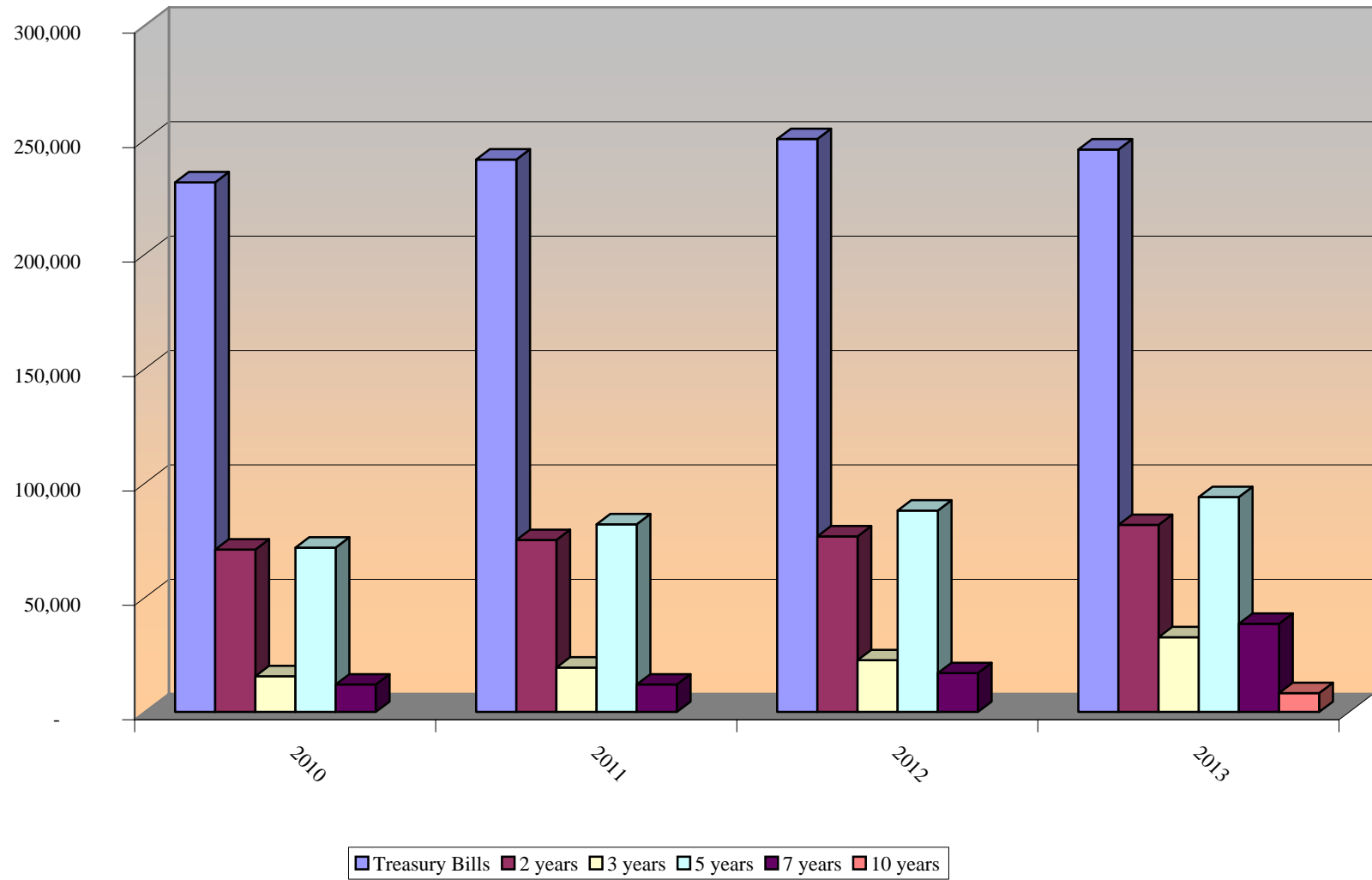
Periudha	2012	2013	
Financimi i Deficitit	25,162,766	46,195,682	Deficit financing
Nga i cili:			of which :
Instrumenta Afatshkurtër	3,134,498	-4,586,387	Short term instruments
- Bono Thesari Lekë	3,134,498	-1,759,160	Tbills (leke)
- Bono Thesari Euro	0	-2,827,227	Tbills (EURO)
- Kredi Direkte	0	0	Credit from BOA
Instrumenta Afatgjatë	22,028,268	50,782,068	Long term instruments
- Oblig.e qeverisë 2 vjeçare	1,200,000	1,484,830	2 y bonds
- Oblig.e qeverisë 3 vjeçare	6,867,491	10,039,765	3 y bonds
- Oblig.e qeverisë 5 vjeçare	4,009,077	5,949,072	5 y bonds
- Oblig.e qeverisë 7 vjeçare	9,951,700	21,540,767	7 y bonds
- Oblig.e qeverisë 10 vjeçare		8,277,989	10 y bonds
- Oblig.e qeverisë 2 vjeçare Euro		3,489,645	2 y bonds EUR
GDP	1,346,169	1,369,009	GDP
Financimi i Deficitit / GDP	1.87%	3.37%	Deficit financing / GDP
Instrumenta Afatshkurtër / GDP	0.23%	-0.34%	Short term instruments / GDP
Instrumenta Afatgjatë / GDP	1.64%	3.71%	Long term instruments / GDP

Ecuria e instrumentave të Borxhit të Brëndshëm
Evolution of Domestic Debt Instruments



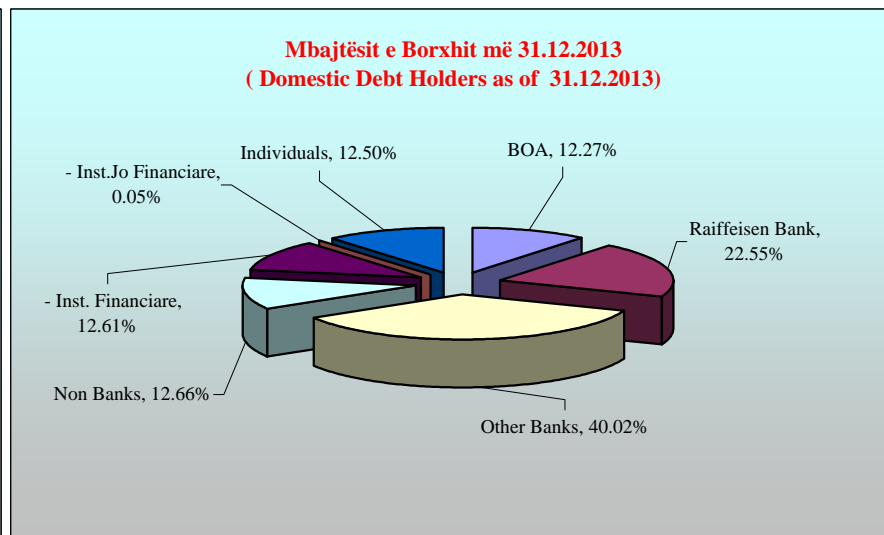
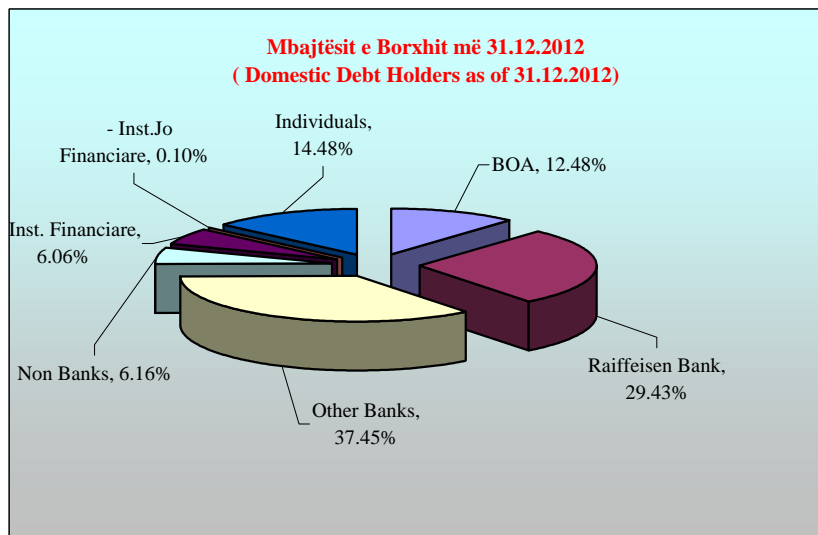
Ecuria e Instrumentave të Borxhit të Brendshëm
Evolution of Government Securities

million ALL



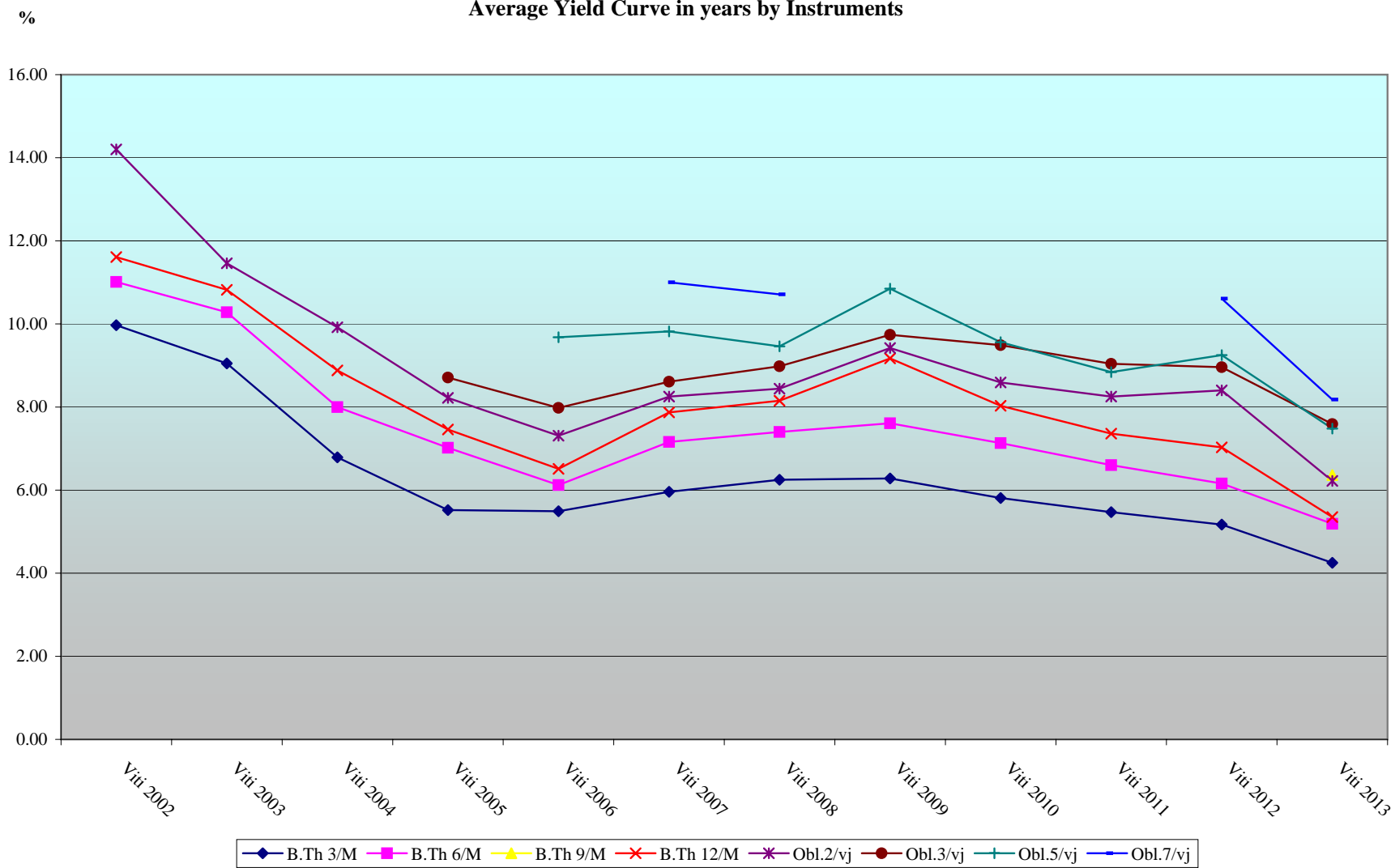
Mbajtësit e Borxhit të Brëndshëm * në Çmim Blerje
Domestic Debt Holders * in Purchase Value

	31.12.2010	31.12.2011	31.12.2012	31.12.2013	
BOA	15.41%	14.30%	12.48%	12.27%	BOA
Raiffeisen Bank	34.90%	34.20%	29.43%	22.55%	Banka Raiffeisen
Other Banks	34.40%	34.85%	37.45%	40.02%	Bankat e tjera
Non Banks	3.21%	3.73%	6.16%	12.66%	Jo Banka
- <i>Inst. Financiare</i>	1.16%	3.69%	6.06%	12.61%	- <i>Finan. Inst.</i>
- <i>Inst.Jo Financiare</i>	2.05%	0.04%	0.10%	0.05%	- <i>Non Finan. Inst.</i>
Individuals	12.08%	12.92%	14.48%	12.50%	Individët

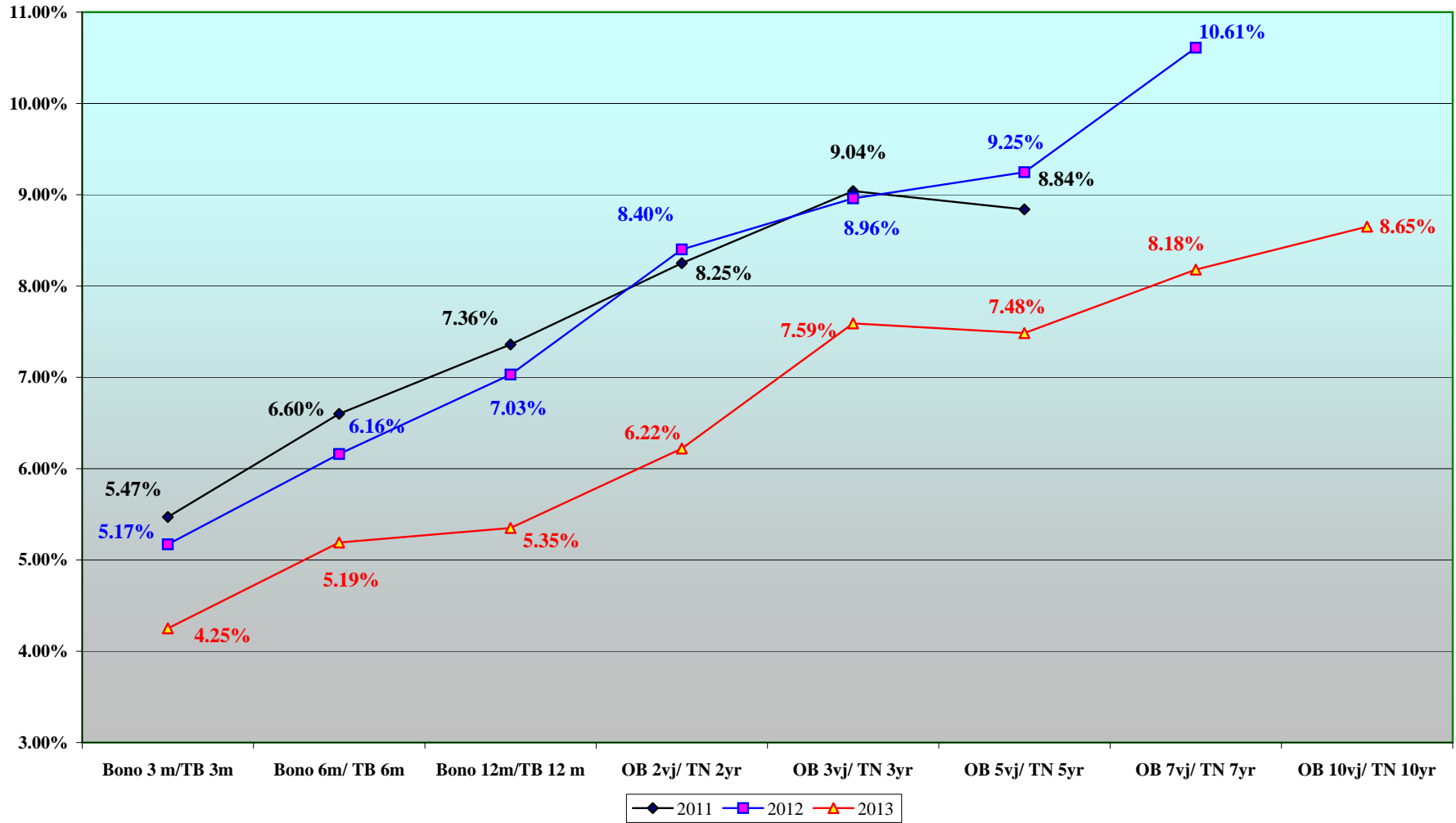


***) Nuk përfshihen Garancitë.**
Guarantees are not included

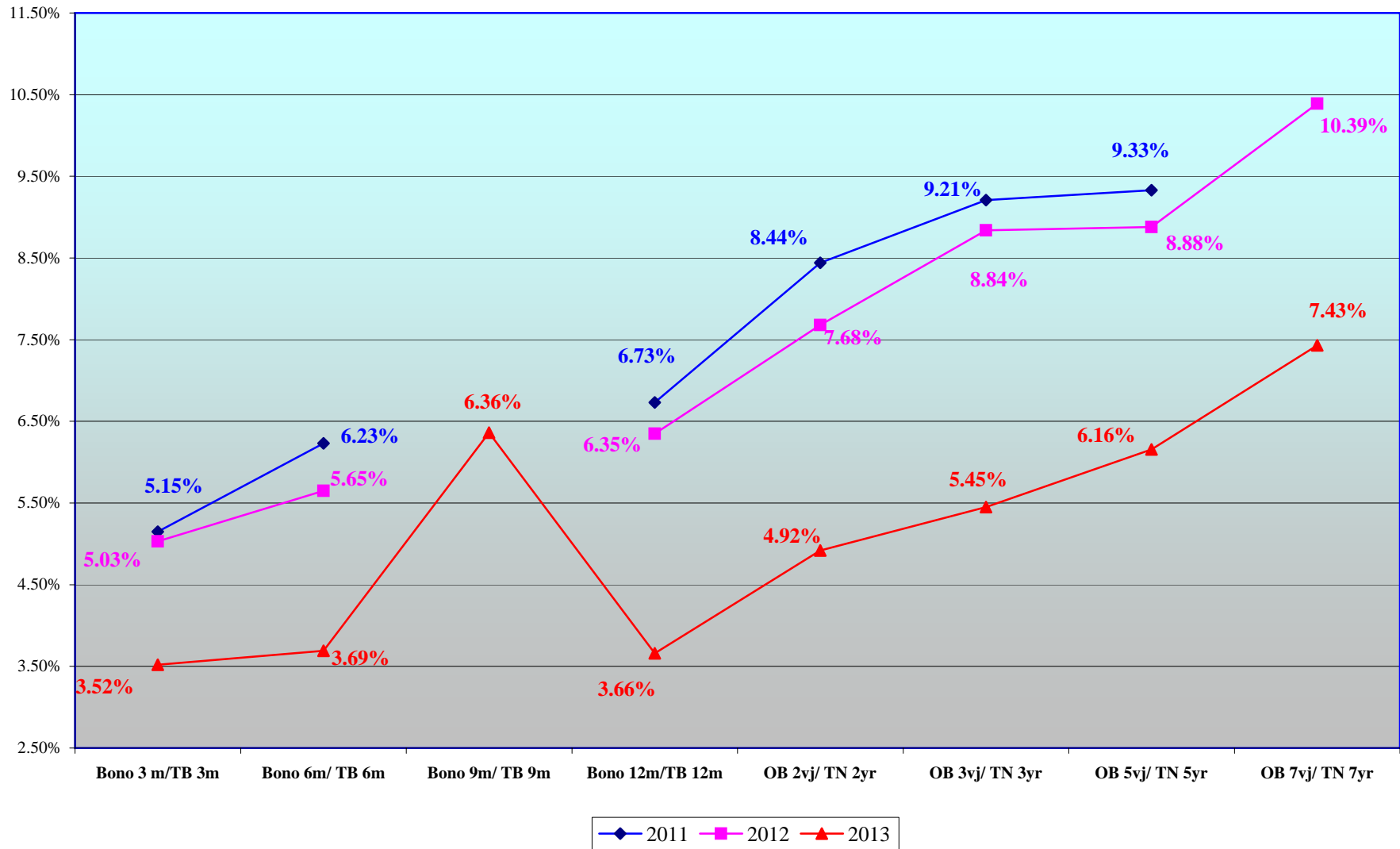
Interesi mes. ponderuar i Letrave me vlerë në vite sipas Instrumentave
Average Yield Curve in years by Instruments



Kurba e Yield-it te Letrave me Vlerë mes. Pond.
Average Yield Curve Of Albanian Securities



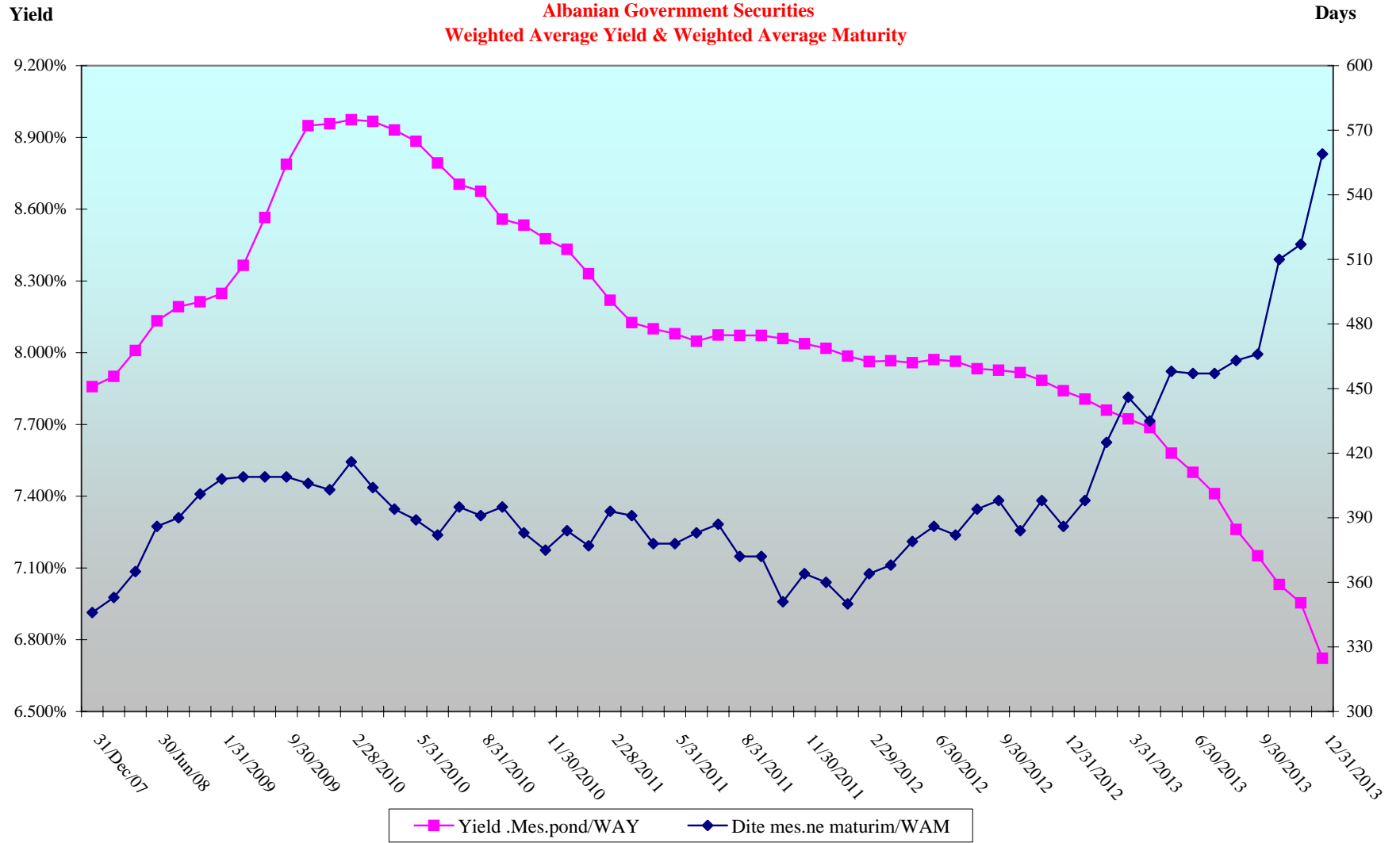
Kurba e Yield-it te Letrave me Vlerë (të dhënat e ankandit të fundit)
Yield Curve Of Albanian Securities (end of period data)



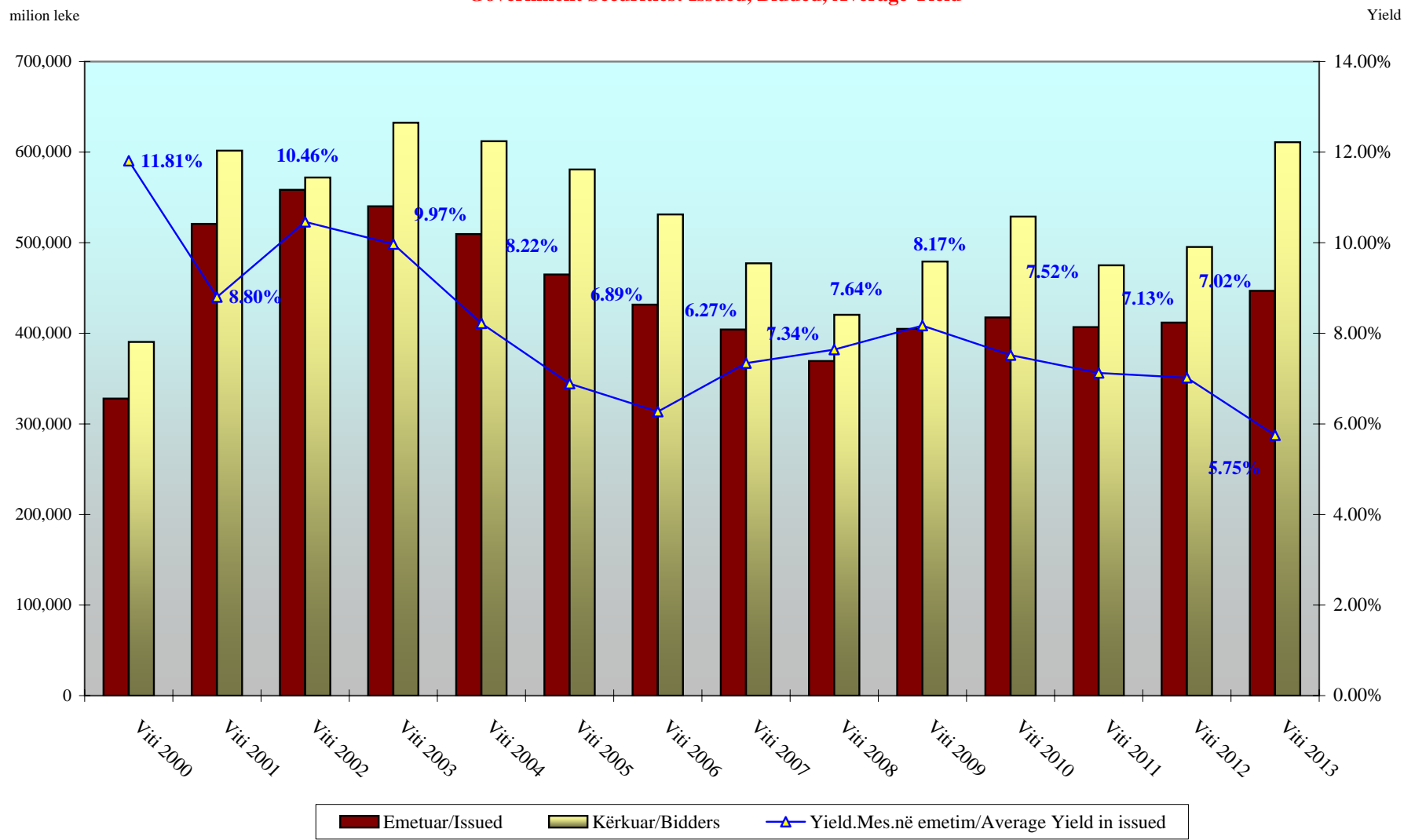
Ditë Mesatare në Maturim & Yield-i Mesatar i Ponderuar
Weighted Average Maturity & Weighted Average Yield

	Average Maturity	Average Yield	Averg. Mat Pa BOA	Averg Yield Pa BOA
	Ditë Mes. Në Maturim	Yield Mes.pond.	Ditë në Maturim pa BoA	Yield Mes.pond.pa BoA
31.12.2005	195	7.427	223	7.589
31.12.2006	242	6.744	284	6.807
31.12.2007	346	7.858	409	8.070
31.12.2008	401	8.213	470	8.461
31.12.2009	406	8.949	471	9.236
31.01.2010	403	8.957	465	9.255
28.02.2010	416	8.974	484	9.289
31.03.2010	404	8.967	472	9.286
30.04.2010	394	8.931	460	9.263
31.05.2010	389	8.884	456	9.218
30.06.2010	382	8.793	445	9.120
31.07.2010	395	8.704	456	9.030
31.08.2010	391	8.675	455	8.998
30.09.2010	395	8.558	460	8.878
31.10.2010	383	8.533	448	8.857
30.11.2010	375	8.476	442	8.797
31.12.2010	384	8.432	438	8.705
31.01.2011	377	8.33	425	8.603
28.02.2011	393	8.219	442	8.497
31.03.2011	391	8.126	438	8.397
30.04.2011	378	8.100	424	8.368
31.05.2011	378	8.079	425	8.339
30.06.2011	383	8.048	429	8.293
31.07.2011	387	8.074	432	8.304
31.08.2011	372	8.072	416	8.297
30.09.2011	372	8.072	417	8.296
31.10.2011	351	8.059	395	8.285
30.11.2011	364	8.038	411	8.107
31.12.2011	360	8.018	404	8.256
31.01.2012	350	7.986	391	8.241
29.02.2012	364	7.963	405	8.213
31.03.2012	368	7.966	408	8.212
30.04.2012	359	7.956	396	8.197
31.05.2012	379	7.958	418	8.202
30.06.2012	386	7.971	428	8.220
31.07.2012	382	7.964	421	8.210
31.08.2012	394	7.933	437	8.190
30.09.2012	398	7.927	442	8.162
31.10.2012	384	7.917	428	8.145
30.11.2012	398	7.884	442	8.101
31.12.2012	386	7.840	428	8.049
31.01.2013	398	7.806	438	8.023
28.02.2013	425	7.760	469	8.016
31.03.2013	446	7.723	491	7.942
30.04.2013	435	7.687	480	7.904
31.05.2013	458	7.580	505	7.813
30.06.2013	457	7.500	505	7.730
31.07.2013	457	7.411	503	7.658
31.08.2013	463	7.261	512	7.513
30.09.2013	466	7.146	518	7.396
31.10.2013	510	7.031	569	7.279
30.11.2013	517	6.954	584	7.218
31.12.2013	559	6.719	624	6.978

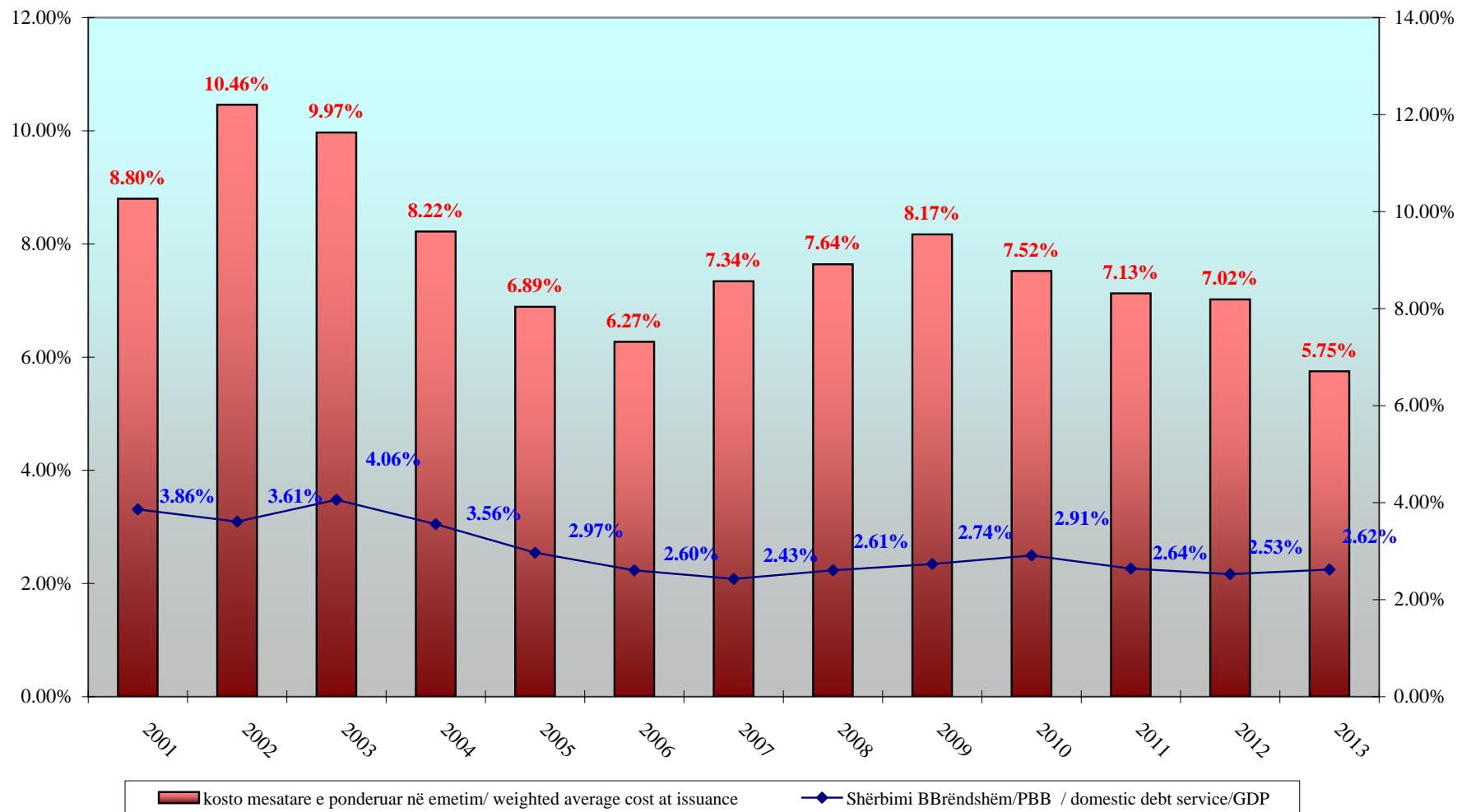
Letrat me vlerë të Qeverisë
Yield Mesatar & Ditë Mesatare në maturim
Albanian Government Securities
Weighted Average Yield & Weighted Average Maturity



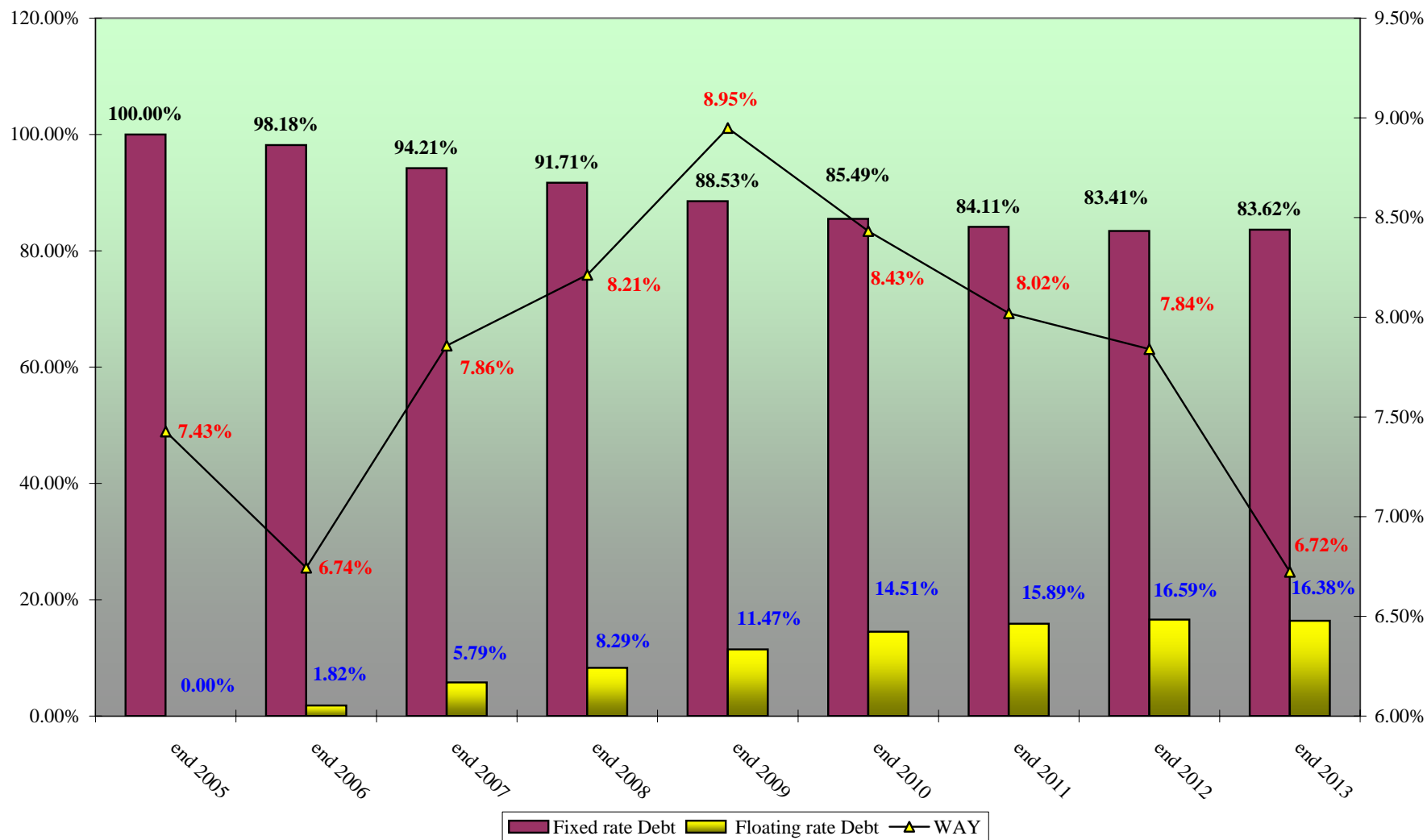
Letrat me vlerë të Qeverisë: Emetuar, Kërkuar, Yield Mesatar i Ponderuar
Government Securities: Issued, Bidded, Average Yield



Shërbimi Borxhit të Brëndshëm/GDP & Kosto Mesatare e Ponderuar në Emetim
Domestic Debt Service/GDP & Weighted Average Cost at Issuance



Ecuria e Struktures së Borxhit të Brëndshëm & Yield-i Mesatar i Ponderuar
Evolution of Domestic Debt Structure and Weighted Average Yield



**BORXHI I JASHTËM* AFATGJATË I SHQIPËRISË
TE DHËNA PËRMBLEDHËSE**

**LONG-TERM EXTERNAL PUBLIC DEBT*
SUMMARIZED DATA**

(in million EUR)

Klasifikimi	Deri më 31.12.2007 Up to 31.12.2007	2008	2009	2010	2011	2012	2013	GJITHSEJ TOTAL	Classification
I. TE DHËNA KUMULATIVE									I. CUMULATIVE DATA (STOCK)
Borxhi Neto	1,211.16	1,578.56	1,939.10	2,219.49	2,403.62	2,561.95	2,594.26	2,594.26	Debt Outstanding Disbursed (DOD)
Tërheqjet	1,691.49	2,070.68	2,466.52	2,939.41	3,161.42	3,439.27	3,622.94	3,622.94	Drawings
Pagesat e Borxhit	458.43	534.62	641.62	950.61	1,080.91	1,223.03	1,374.91	1,374.91	Debt Service
-Principal	241.89	287.77	344.94	603.93	678.32	762.97	859.64	859.64	-Principal
-Interes	216.51	246.85	296.68	346.68	402.59	460.06	515.27	515.27	-Interest
Borxhi i nënshkruar i patërhequr	667.22	785.59	718.28	765.62	856.05	757.54	757.84	757.84	Committed Undisbursed Balance (CUB)
II. TE DHËNA VJETORE									II. ANNUAL DATA (FLOWS)
Tërheqjet	125.09	379.19	395.84	472.89	222.01	277.85	183.67	2,056.54	Drawings
Pagesat e Borxhit	63.68	75.98	107.00	309.00	130.30	142.12	151.88	979.95	Debt Service
-Principal	40.67	45.60	57.17	259.00	74.39	84.65	96.67	658.14	-Principal
-Interes	23.01	30.38	49.83	50.00	55.91	57.47	55.21	321.81	-Interest

*) Përfshin borxhin shtetëror dhe shtetëror të garantuar (Tabela I.1 + Tabela I.2)

**) Përfshihen të dhënat për periudhën 1991-2007

**) Deri më 31.12.2013, të dhëna paraprake

Në këtë Tabelë nuk përfshihet kredia e FMN-së

*) Includes Central Government and Central Government Guaranteed debt (Table I.1 + Table I.2)

**) Cumulative data (1991-2007)

**) As of Dec 31, 2013, data are preliminary

IMF credit is not included

**BORXHI I JASHTËM I QEVERISË QËNDRORE
TË DHËNA PËRMBLEDHËSE**

**CENTRAL GOVERNMENT EXTERNAL DEBT
SUMMARIZED DATA**

(in million EUR)

Klasifikimi	Deri më 31.12.2007 Up to 31.12.2007	2008	2009	2010	2011	2012	2013	GJITHSEJ TOTAL	Classification
I. TE DHËNA KUMULATIVE									I. CUMULATIVE DATA (STOCK)
Borxhi Neto	986.15	1,323.35	1,647.37	1,932.15	2,118.16	2,291.23	2,370.24	2,370.24	Debt Outstanding Disbursed (DOD)
Tërheqjet	1,409.92	1,753.71	2,097.45	2,558.58	2,764.34	3,031.95	3,210.26	3,210.26	Drawings
Pagesat e Borxhit	384.85	441.95	526.21	806.71	911.29	1,023.83	1,147.92	1,147.92	Debt Service
-Principal	200.56	235.00	277.13	516.48	570.23	632.40	706.72	706.72	-Principal
-Interes	184.27	207.17	249.08	292.23	341.06	391.43	441.19	441.19	-Interest
Borxhi i nënshkruar i patërhequr	533.32	673.28	658.06	717.17	823.84	735.58	741.23	741.23	Committed Undisbursed Balance (CUB)
II. TE DHËNA VJETORE									II. ANNUAL DATA (FLOWS)
Tërheqjet	90.45	343.79	343.74	461.13	205.76	267.61	178.32	1,890.79	Drawings
Pagesat e Borxhit	48.48	57.34	84.04	282.50	102.58	112.54	124.09	811.57	Debt Service
-Principal	32.00	34.44	42.13	239.35	53.75	62.17	74.33	538.17	-Principal
-Interes	16.49	22.90	41.91	43.15	48.83	50.37	49.76	273.41	-Interest

*) Përfshihen të dhënat për periudhën 1991-2007

**) Deri më 31.12.2013, të dhëna paraprake

Në këtë tabelë nuk përfshihet kredia e FMN-së

*) Cumulative data (1991-2007)

**) As of Dec 31, 2013, data are preliminary

IMF credit is not included

**BORXHI I JASHTËM I GARANTUAR NGA QEVERIA QËNDRORE
TË DHËNA PËRMBLEDHËSE**

**CENTRAL GOVERNMENT GUARANTEED DEBT
SUMMARIZED DATA**

(in million EUR)

Klasifikimi	Deri më 31.12.2007 Up to 31.12.2007	2008	2009	2010	2011	2012	2013	GJITHSEJ TOTAL	Classification
I. TE DHËNA KUMULATIVE									I. CUMULATIVE DATA (STOCK)
Borxhi Neto	225.01	255.21	291.73	287.34	285.46	270.72	224.01	224.01	Debt Outstanding Disbursed (DOD)
Tërheqjet	281.57	316.97	369.07	380.83	397.08	407.32	412.68	412.68	Drawings
Pagesat e Borxhit	73.58	92.45	115.41	141.91	169.63	199.20	226.99	226.99	Debt Service
-Principal	41.33	52.77	67.81	87.45	108.09	130.57	152.91	152.91	-Principal
-Interes	32.24	39.68	47.60	54.45	61.53	68.63	74.08	74.08	-Interest
Borxhi i nënshkruar i patërhequr	133.90	112.31	60.22	48.45	32.21	21.96	16.61	16.61	Committed Undisbursed Balance (CUB)
II. TE DHËNA VJETORE									II. ANNUAL DATA (FLOWS)
Tërheqjet	34.64	35.40	52.10	11.76	16.25	10.24	5.36	165.75	Drawings
Pagesat e Borxhit	15.19	18.88	22.96	26.50	27.72	29.58	27.79	168.61	Debt Service
-Principal	8.67	11.44	15.04	19.65	20.64	22.48	22.34	120.25	-Principal
-Interes	6.52	7.44	7.92	6.85	7.08	7.10	5.44	48.36	-Interest

*) Përfshihen të dhënat për periudhën 1991-2007

**) Deri më 31.12.2013, të dhëna paraprake

*) Cumulative data (1991-2007)

**) As of Dec 31, 2013, data are preliminary

BORXHI I JASHTËM* AFATGJATË I SHQIPËRIË
TËRHEQJET NË VITE NGA KREDITË E HUAJA SIPAS KREDITORËVE
LONG-TERM EXTERNAL PUBLIC DEBT*
DRAWINGS BY YEARS AND BY CREDITORS

(in million EUR)

Sipas kreditorëve	Deri më 31.12.2007 Up to 31.12.2007	2008	2009	2010	2011	2012	2013	TOTALI	By Creditors
-Shumëpalësh (I)	1,009.94	112.97	136.80	111.20	165.24	220.03	131.13	1,887.29	-Multilateral (I)
CEB	18.38	15.41	21.83	21.30	25.14	8.68	2.79	113.53	CEB
IBRD	3.85	8.08	4.94	2.32	21.10	8.20	5.92	54.41	IBRD
EC	9.00	-	-	-	-	-	-	9.00	EC
EBRD	95.62	24.93	32.24	14.38	36.05	37.88	15.92	257.02	EBRD
EIB	130.32	31.76	28.19	27.28	29.65	31.52	25.50	304.22	EIB
IDA	660.07	18.53	25.02	19.61	17.26	21.66	11.38	773.53	IDA
IDB	39.01	9.45	14.80	13.38	30.19	79.46	58.17	244.45	IDB
IFAD	30.46	1.51	1.41	2.17	1.22	1.68	1.29	39.74	IFAD
OPEC	23.22	3.30	8.36	10.76	4.63	30.95	10.16	91.39	OPEC
-Dypalësh (II)	590.07	36.22	66.44	63.20	56.77	57.82	52.55	923.06	-Bilateral (II)
AUSTRIA	4.51	-	5.03	2.46	6.35	10.47	8.38	37.19	AUSTRIA
BULLGARI	0.08	-	-	-	-	-	-	0.08	BULGARIA
ÇEKI	8.49	-	-	-	-	-	-	8.49	CZECH REP.
GREQI	49.35	-	-	-	-	-	-	49.35	GREECE
GJERMANI	125.75	10.74	24.79	15.04	17.79	9.85	13.43	217.39	GERMANY
HUNGARI	11.92	-	-	-	-	-	-	11.92	HUNGARY
ITALI	141.47	17.10	23.24	39.19	29.28	18.12	4.45	272.86	ITALY
JAPONI	52.71	-	-	2.29	1.32	1.09	0.97	58.39	JAPAN
JUGOSLLAVI	0.05	-	-	-	-	-	-	0.05	YUGOSLAVIA
MAQEDONI	2.39	-	-	-	-	-	-	2.39	FYROM
TURQI	26.86	-	-	-	-	-	-	26.86	TURKEY
KUVAIT	39.13	3.04	2.46	2.50	0.83	3.46	3.99	55.40	KUWAIT
KINE	41.09	-	-	-	-	-	-	41.09	CHINA
KOREA	21.85	0.21	-	-	-	-	-	22.05	SOUTH KOREA
POLONI	0.92	-	-	-	-	-	-	0.92	POLAND
RUMANI	4.50	-	-	-	-	-	-	4.50	ROMANIA
SPANJE	0.95	0.74	5.02	-	-	-	-	6.71	SPAIN
SLOVAKI	4.30	-	-	-	-	-	-	4.30	SLOVAKIA
SUEDI	3.14	-	-	-	-	-	-	3.14	SWEDEN
NORVEGJI	28.86	-	-	-	-	-	21.32	50.18	NORWAY
ABU DHABI	-	-	-	-	-	13.64	0.01	13.65	ABU DHABI
ARABIA SAUDITE	-	-	-	0.80	0.80	1.17	-	1.97	SAUDI ARABIA
HOLLANDE	-	4.40	5.90	1.72	0.40	0.02	-	12.43	NETHERLANDS
RUSIA	0.73	-	-	-	-	-	-	0.73	RUSSIA
SERBIA	5.93	-	-	-	-	-	-	5.93	SERBIA
ZVICRA	4.47	-	-	-	-	-	-	4.47	SWITZERLAND
MALI I ZI	0.43	-	-	-	-	-	-	0.43	MONTENEGRO
KROACIA	4.47	-	-	-	-	-	-	4.47	CROATIA
SLLOVENIA	2.91	-	-	-	-	-	-	2.91	SLOVENIA
BOSNJA-HERCEGOVINA	2.82	-	-	-	-	-	-	2.82	BOSNIA-HERCEG
Kreditorë Privatë (III)	-	230.00	192.60	298.49	-	-	-	721.09	Private Creditors (III)
Kreditorë Privatë	-	230.00	192.60	-	-	-	-	422.60	Private Creditors
EUROBONDI	-	-	-	298.49	-	-	-	298.49	EUROBOND
-Klubi i Parisit (IV)	91.49	-	-	-	-	-	-	91.49	-Paris Club (IV)
AUSTRI	8.85	-	-	-	-	-	-	8.85	AUSTRIA
ANGLI	0.02	-	-	-	-	-	-	0.02	UNITED KINGDOM
DANIMARKE	0.12	-	-	-	-	-	-	0.12	DENMARK
FRANCE	21.85	-	-	-	-	-	-	21.85	FRANCE
GJERMANI	13.14	-	-	-	-	-	-	13.14	GERMANY
HOLLANDE	1.18	-	-	-	-	-	-	1.18	NETHERLANDS
ITALI	7.57	-	-	-	-	-	-	7.57	ITALY
JAPONI	0.24	-	-	-	-	-	-	0.24	JAPAN
RUSI	38.52	-	-	-	-	-	-	38.52	RUSSIA
GJITHSEJ (I+II+III+IV)	1,691.49	379.19	395.83	472.88	222.01	277.85	183.67	3,622.93	TOTAL (I+II+III+IV)

*) Përfshin borxhin shtetëror dhe shtetëror të garantuar (Tabela II.1 + Tabela II.2)

Në këtë tabelë nuk përfshihet kredia e FMN-se

**) Deri më 31.12.2013, të dhëna paraprake

*) Includes Central Government and Central Government Guaranteed debt

IMF credit is not included

**) As of Dec. 31, 2013, data are preliminary

BORXHI I JASHTËM I QEVERISË QËNDRORE
TËRHEQJET NË VITE NGA KREDITË E HUAJA SIPAS KREDITORËVE

CENTRAL GOVERNMENT EXTERNAL DEBT
DRAWINGS BY YEARS AND BY CREDITORS

Sipas kreditorëve	(in million EUR)								By Creditors
	Deri më 31.12.2007 Up to 31.12.2007	2008	2009	2010	2011	2012	2013	TOTALI	
-Shumëpalësh (I)	889.79	83.58	103.69	105.42	156.12	211.01	126.16	1,675.77	-Multilateral (I)
CEB	18.38	15.41	21.83	21.30	25.14	8.68	2.79	113.53	CEB
IBRD	3.85	8.08	4.94	2.32	21.10	8.20	5.92	54.41	IBRD
EC	9.00	-	-	-	-	-	-	9.00	EC
EBRD	24.13	10.54	10.14	8.60	26.93	28.86	10.95	120.15	EBRD
EIB	81.67	16.76	17.19	27.28	29.65	31.52	25.50	229.57	EIB
IDA	660.07	18.53	25.02	19.61	17.26	21.66	11.38	773.53	IDA
IDB	39.01	9.45	14.80	13.38	30.19	79.46	58.17	244.45	IDB
IFAD	30.46	1.51	1.41	2.17	1.22	1.68	1.29	39.74	IFAD
OPEC	23.22	3.30	8.36	10.76	4.63	30.95	10.16	91.39	OPEC
-Dypalësh (II)	428.70	30.21	47.45	57.21	49.64	56.60	52.16	721.95	-Bilateral (II)
AUSTRIA	4.51	-	5.03	2.46	6.35	10.47	8.38	37.19	AUSTRIA
BULLGARI	0.08	-	-	-	-	-	-	0.08	BULGARIA
ÇEKI	8.49	-	-	-	-	-	-	8.49	CZECH REP.
GREQI	40.54	-	-	-	-	-	-	40.54	GREECE
GJERMANI	78.63	6.08	5.80	9.16	13.14	9.64	13.43	135.88	GERMANY
HUNGARI	11.92	-	-	-	-	-	-	11.92	HUNGARY
ITALI	94.43	15.95	23.24	39.08	26.80	17.11	4.06	220.68	ITALY
JAPONI	16.15	-	-	2.29	1.32	1.09	0.97	21.82	JAPAN
JUGOSLLAVI	0.05	-	-	-	-	-	-	0.05	YUGOSLAVIA
MAQEDONI	2.39	-	-	-	-	-	-	2.39	FYROM
TURQI	26.86	-	-	-	-	-	-	26.86	TURKEY
KUVAIT	39.13	3.04	2.46	2.50	0.83	3.46	3.99	55.40	KUWAIT
KINE	41.09	-	-	-	-	-	-	41.09	CHINA
POLONI	0.92	-	-	-	-	-	-	0.92	POLAND
RUMANI	4.50	-	-	-	-	-	-	4.50	ROMANIA
SPANJE	0.95	0.74	5.02	-	-	-	-	6.71	SPAIN
SLOVAKI	4.30	-	-	-	-	-	-	4.30	SLOVAKIA
SUEDI	3.14	-	-	-	-	-	-	3.14	SWEDEN
NORVEGJI	28.86	-	-	-	-	-	-	28.86	NORWAY
ABU DHABI	-	-	-	-	-	13.64	21.32	34.96	ABU DHABI FUND
ARABIA SAUDITE	-	-	-	-	0.80	1.17	0.01	1.98	SAUDI ARABIA
HOLLANDE	-	4.40	5.90	1.72	0.40	0.02	-	12.43	NETHERLANDS
RUSIA	0.73	-	-	-	-	-	-	0.73	RUSSIA
SERBIA	5.93	-	-	-	-	-	-	5.93	SERBIA
ZVICRA	4.47	-	-	-	-	-	-	4.47	SWITZERLAND
MALI I ZI	0.43	-	-	-	-	-	-	0.43	MONTENEGRO
KROACIA	4.47	-	-	-	-	-	-	4.47	CROATIA
SLOVENIA	2.91	-	-	-	-	-	-	2.91	SLOVENIA
BOSNJA-HERCEGOVINA	2.82	-	-	-	-	-	-	2.82	BOSNIA-HERCEG
Kreditor Privat (III)	-	230.00	192.60	298.49	-	-	-	721.09	Private Creditors (III)
Kreditor Privatë kredi	-	230.00	192.60	-	-	-	-	422.60	Private Creditors Loans
EUROBONDI	-	-	-	298.49	-	-	-	298.49	EUROBOND
-Klubi i Parisit (IV)	91.44	-	-	-	-	-	-	91.44	-Paris Club (IV)
AUSTRI	8.85	-	-	-	-	-	-	8.85	AUSTRIA
ANGLI	0.02	-	-	-	-	-	-	0.02	UNITED KINGDOM
DANIMARKE	0.12	-	-	-	-	-	-	0.12	DENMARK
FRANCE	21.85	-	-	-	-	-	-	21.85	FRANCE
GJERMANI	13.14	-	-	-	-	-	-	13.14	GERMANY
HOLLANDE	1.18	-	-	-	-	-	-	1.18	NETHERLANDS
ITALI	7.57	-	-	-	-	-	-	7.57	ITALY
JAPONI	0.20	-	-	-	-	-	-	0.20	JAPAN
RUSI	38.52	-	-	-	-	-	-	38.52	RUSSIA
GJITHSEJ (I+II+III+IV)	1,409.92	343.79	343.74	461.12	205.76	267.61	178.32	3,210.24	TOTAL (I+II+III+IV)

Në këtë tabelë nuk përfshihet kredia e FMN-së
 **) Deri më 31.12.2013, të dhëna paraprake

IMF credit is not included

**) As of Dec. 31, 2013, data are preliminary

**BORXHI I JASHTËM I GARANTUAR NGA QEVERIA GËNDRORE
TËRHEQJET NË VITE NGA KREDITË E HUAJA SIPAS KREDITORËVE**

**CENTRAL GOVERNMENT GUARANTEED DEBT
DRAWINGS BY YEARS AND BY CREDITORS**

(in million EUR)

Sipas kreditorëve	Deri më 31.12.2007 Up to 31.12.2007	2008	2009	2010	2011	2012	2013	GJITHSEJ TOTAL	By Creditors
-Shumëpalësh (I)	120.15	29.39	33.10	5.77	9.12	9.02	4.97	211.53	-Multilateral (I)
EBRD	71.50	14.39	22.10	5.77	9.12	9.02	4.97	136.88	EBRD
EIB	48.65	15.00	11.00	-	-	-	-	74.65	EIB
-Dypalësh (II)	161.37	6.01	18.99	5.99	7.13	1.22	0.39	201.11	-Bilateral (II)
GJERMANI	47.12	4.66	18.99	5.88	4.65	0.21	-	81.51	GERMANY
GREQI	8.80	-	-	-	-	-	-	8.80	GREECE
ITALI	47.04	1.15	-	0.11	2.48	1.01	0.39	52.18	ITALY
JAPONI	36.56	-	-	-	-	-	-	36.56	JAPAN
KOREA	21.85	0.21	-	-	-	-	-	22.05	SOUTH KOREA
-Klubi Parisit (III)	0.05	-	-	-	-	-	-	0.05	-Paris Club (III)
JAPONI	0.05	-	-	-	-	-	-	0.05	JAPAN
GJITHSEJ (I+II+III)	281.57	35.40	52.10	11.76	16.25	10.24	5.36	412.68	TOTAL (I+II+III)

**) Deri më 31.12.2013, të dhëna paraprake

**) As of Dec. 31, 2013, data are preliminary

TABELA III - TABLE III

**BORXHI I JASHTËM* AFATGJATË I SHQIPËRISË
TËRHEQJET NË VITE SIPAS SEKTORËVE EKONOMIKË**

**LONG-TERM EXTERNAL PUBLIC DEBT*
DRAWINGS BY ECONOMIC SECTORS**

(in million EUR)

Sipas sektorëve ekonomikë	Deri më 31.12.2007 Up to 31.12.2007	2008	2009	2010	2011	2012	2013	GJITHSEJ TOTAL	By Economic Sectors
ADMINISTRATA SHTETËRORE	32.88	-	-	-	-	-	4.64	37.52	Public Administration
ARËSIMI	36.32	9.72	4.13	4.10	5.83	9.12	0.71	69.93	Education
BILANCI I PAGESAVE	18.35	-	-	-	-	-	-	18.35	Balance of Payment
BUJQËSI, UJITJE	123.30	10.03	6.28	2.79	0.53	-	-	142.93	Agriculture-Irrigation
ENERGJETIKË	300.77	44.80	85.76	39.96	33.08	17.82	19.89	542.08	Energy
IMPORT MALLRASH DHE PAJISJESH	54.74	-	-	-	-	-	-	54.74	Import of Goods and Services
INDUSTRI E LEHTË	2.56	-	-	-	-	-	-	2.56	Light Industry
INFRASTRUKTURË URBANE DHE RURALE	48.76	7.21	4.78	1.96	3.28	0.56	4.38	70.94	Urban and Rural Infrastructure
KLUBI I PARISIT DHE RISKEDULIME TË TJERA	225.01	-	-	-	-	-	-	225.01	Paris Club & Other Rescheduling
MBËSHETETJE PËR BUXHETIN	241.93	-	192.60	298.49	18.10	-	-	751.12	Budgetary Support
MBROJTJA	8.90	-	-	1.83	0.45	1.79	2.27	15.24	Defence
MBROJTJA E MJEDISIT	2.52	0.26	0.25	1.02	0.48	1.05	1.79	7.37	Environmental Protection
PYJE	7.22	-	-	-	-	-	-	7.22	Forestry
SHËNDETËSI	46.28	2.73	15.46	8.44	10.08	10.75	0.47	94.21	Health
SIGURIME SHOQ./TREGU I PUNËS	13.20	2.83	0.17	0.31	0.73	1.80	2.66	21.69	Social Safety/Labor Market
STREHIMI	14.07	2.19	5.03	4.10	1.79	0.43	-	27.61	Housing
TELEKOMUNIKACION	14.69	-	-	-	-	-	-	14.69	Telecommunication
TRANSPORT	266.84	278.46	61.27	71.38	120.52	193.22	128.62	1,120.31	Transport
TRANSPORTI AJROR	23.64	-	-	-	-	-	-	23.64	Air Transport
TRANSPORTI HEKURUDHOR	3.10	-	-	-	-	-	-	3.10	Rail Transport
UJËSJELLËSA/KANALIZIME	105.56	13.80	17.71	22.16	21.38	25.48	16.55	222.64	Water Supply and Sewerage
ZHVILL. SEK.PRIVAT	42.10	5.13	0.00	11.23	1.61	13.79	(0.01)	73.86	Enterprise Sector Development
TË TJERA	26.53	-	-	-	-	-	-	26.53	Other
ZHVILLIMI RURAL	32.23	2.03	2.41	5.11	4.14	2.03	1.69	49.64	Rural Development
GJITHSEJ	1,691.49	379.20	395.84	472.90	222.00	277.84	183.67	3,622.93	TOTAL

*) Përfshin borxhin shtetëror dhe shtetëror të garantuar

**) Deri më 31.12.2013, të dhëna paraprake

Në këtë tabelë nuk përfshihet kredia e FMN-së

*) Includes Central Government and Central Government Guaranteed debt

**) As of Dec. 31, 2013, data are preliminary

IMF credit is not included

BORXHI I JASHTËM* AFATGJATË I SHQIPËRISË
BORXHI NETO SIPAS KREDITORËVE

LONG-TERM EXTERNAL PUBLIC DEBT*
DEBT OUTSTANDING DISBURSED BY CREDITORS

(in million EUR)

Sipas kreditorëve	31.12.2008	31.12.2009	2010	2011	2012	2013	By Creditors
-Shumëpalësh (I)	920.14	1,018.72	1,140.03	1,287.44	1,419.99	1,454.30	-Multilateral (I)
CEB	33.16	54.84	76.17	100.56	108.24	109.30	CEB
EBRD	77.86	97.94	98.66	117.96	138.09	132.53	EBRD
EC	9.00	9.00	9.00	9.00	9.00	9.00	EC
EIB	134.17	155.55	175.49	196.94	218.00	233.70	EIB
IBRD	11.93	16.88	19.20	39.13	45.12	48.65	IBRD
IDA	577.31	587.69	636.83	662.67	662.78	632.81	IDA
IDB	38.63	51.70	66.04	96.84	168.85	213.34	IDB
IFAD	26.03	26.62	29.68	30.89	31.19	30.39	IFAD
OPEC	12.05	18.51	28.97	33.45	38.72	44.59	OPEC
-Dypalësh (II)	357.68	408.85	466.23	506.73	538.69	558.88	-Bilateral (II)
GJERMANI	116.96	139.27	147.79	158.85	160.88	164.85	GERMANY
GREQI	12.94	12.69	12.44	12.18	11.93	11.69	GREECE
AUSTRI		5.03	7.49	13.84	24.31	32.69	AUSTRIA
ITALI	129.87	147.79	181.66	204.99	219.12	220.40	ITALY
JAPONI	45.05	41.57	48.98	51.19	43.10	32.27	JAPAN
KINË	1.32	1.29	1.39	1.44	1.41	1.35	CHINA
KUVAIT	23.73	23.03	26.75	26.19	26.65	26.91	KUWAIT
NORVEGJI	6.14	4.29	2.78	0.96	-	-	NORWAY
HOLLANDË	4.40	9.98	10.60	9.74	8.46	7.16	NETHERLANDS
SPANJË	1.74	6.46	6.97	7.20	7.06	6.76	SPAIN
KOREA	15.52	17.44	19.38	19.33	20.67	19.94	SOUTH KOREA
ABU DHABI					13.15	32.96	ABU DHABI FUND
ARABIA SAUDITE			-	0.83	1.96	1.90	SAUDI ARABIA
Kreditorë privatë (III)	230.00	422.60	530.00	530.00	530.00	530.00	Private Creditors (III)
KREDITORË PRIVATË	230.00	422.60	230.00	230.00	230.00	230.00	PRIVATE CREDITORS
EUROBONDI			300.00	300.00	300.00	300.00	EUROBOND
-Borxhi i riseduluar (IV) (A+B)	70.75	88.94	83.23	79.45	73.25	51.08	-Rescheduled Debt (IV) (A+B)
-Klubi i Parisit (A)	27.21	25.60	26.58	26.25	24.39	21.90	-Paris Club (A)
GJERMANI	0.33	-	-	-	-	-	GERMANY
ITALI	2.66	2.49	2.41	2.27	2.07	1.84	ITALY
RUSI	24.22	23.11	24.17	23.98	22.32	20.05	RUSSIA
-Të tjerë (B)	43.54	63.34	56.66	53.20	48.87	29.19	-Others (B)
TURQI	11.65	9.87	9.01	7.61	5.80	3.97	TURKEY
GREQI		27.70	25.71	22.24	17.54	13.30	GREECE
KINË	16.41	13.75	12.37	10.22	7.50	4.80	CHINA
HUNGARI	5.04	3.94	3.19	2.19	2.15	-	HUNGARY
GJERMANI	1.47	0.74	-	-	-	-	GERMANY
RUMANIA	2.50	2.07	1.82	1.47	1.03	0.59	ROMANIA
SLOVAKI	2.16	1.76	1.52	1.18	0.77	0.37	SLOVAK REP.
MALI I ZI					0.20	-	MONTENEGRO
KROACI					3.12	1.00	CROATIA
MAQEDONI					1.36	0.43	FYROM
ÇEKI	4.31	3.51	3.03	2.35	1.54	0.74	CZECH REP.
SLOVENIA					1.46	-	SLOVENIA
BOSNJA-HERCEGOVINA					1.87	0.90	BOSNIA-HERCEG
SËRBI				5.94	4.53	3.10	SERBIA
GJITHSEJ (I+II+III+IV)	1,578.57	1,939.11	2,219.49	2,403.62	2,561.94	2,594.26	TOTAL (I+II+III+IV)

*) Përfshin borxhin shtetëror dhe shtetëror të garantuar

Në këtë tabelë nuk përfshihet kredia e FMN-së

**) Deri më 31.12.2013, të dhëna paraprake

*) Includes Central Government and Central Government Guaranteed debt

IMF credit is not included

**) As of Dec. 31, 2013, data are preliminary

BORXHI I JASHTËM I QEVERISË QËNDRORE
BORXHI NETO SIPAS KREDITORËVE

CENTRAL GOVERNMENT EXTERNAL DEBT
DEBT OUTSTANDING DISBURSED BY CREDITORS

(in million EUR)

Sipas kreditorëve	31.12.2008	31.12.2009	2010**	2011	2012	2013	By Creditors
-Shumëpalësh (I)	813.64	890.11	1,017.75	1,169.04	1,306.11	1,350.07	-Multilateral (I)
CEB	33.16	54.84	76.17	100.56	108.24	109.30	CEB
EBRD	30.42	37.78	43.22	64.64	85.84	86.01	EBRD
EC	9.00	9.00	9.00	9.00	9.00	9.00	EC
EIB	75.12	87.10	108.65	131.86	156.37	175.99	EIB
IBRD	11.93	16.88	19.20	39.13	45.12	48.65	IBRD
IDA	577.31	587.69	636.83	662.67	662.78	632.81	IDA
IDB	38.63	51.70	66.04	96.84	168.85	213.34	IDB
IFAD	26.03	26.62	29.68	30.89	31.19	30.39	IFAD
OPEC	12.05	18.51	28.97	33.45	38.72	44.59	OPEC
-Dypalësh (II)	208.96	245.72	301.17	339.67	381.85	439.09	-Bilateral (II)
GJERMANI	71.17	76.78	83.39	93.77	100.06	131.15	GERMANY
GREQI	4.14	3.89	3.64	3.38	3.13	2.88	GREECE
AUSTRI	-	5.03	7.49	13.84	24.31	32.69	AUSTRIA
ITALI	83.42	103.14	142.52	164.93	180.30	183.17	ITALY
JAPONI	12.89	11.83	15.65	17.40	15.37	12.16	JAPAN
KINË	1.32	1.29	1.39	1.44	1.41	1.35	CHINA
KUVAIT	23.73	23.03	26.75	26.19	26.65	26.91	KUWAIT
NORVEGJI	6.14	4.29	2.78	0.96	-	-	NORWAY
HOLLANDË	4.40	9.98	10.60	9.74	8.46	7.16	NETHERLANDS
SPANJA	1.74	6.46	6.97	7.20	7.06	6.76	SPAIN
ABU DHABI	-	-	-	-	13.15	32.96	ABU DHABI FUND
ARABIA SAUDITE	-	-	-	0.83	1.96	1.90	SAUDI ARABIA
Kreditorë Privatë (III)	230.00	422.60	530.00	530.00	530.00	530.00	Private Creditors(III)
KREDITORË PRIVATË	230.00	422.60	230.00	230.00	230.00	230.00	PRIVATE CREDITORS
EUROBONDI	-	-	300.00	300.00	300.00	300.00	EUROBOND
-Borxhi i riskedulluar (IV) (A+B)	70.75	88.94	83.23	79.45	73.26	51.08	-Rescheduled Debt (IV) (A+B)
-Klubi i Parisit (A)	27.21	25.60	26.58	26.25	24.39	21.90	-Paris Club (A)
GJERMANI	0.33	-	-	-	-	-	GERMANY
ITALI	2.66	2.49	2.41	2.27	2.07	1.84	ITALY
RUSI	24.22	23.11	24.17	23.98	22.32	20.05	RUSSIA
-Të tjerë (B)	43.54	63.34	56.66	53.20	48.87	29.19	-Others (B)
TURQI	11.65	9.87	9.01	7.61	5.80	3.97	TURKEY
GREQI	-	27.70	25.71	22.24	17.54	13.30	GREECE
KINË	16.41	13.75	12.37	10.22	7.51	4.80	CHINA
HUNGARI	5.04	3.94	3.19	2.19	2.15	-	HUNGARY
GJERMANI	1.47	0.74	-	-	-	-	GERMANY
RUMANIA	2.50	2.07	1.82	1.47	1.03	0.59	ROMANIA
SLOVAKI	2.16	1.76	1.52	1.18	0.77	0.37	SLOVAK REP.
MALI I ZI	-	-	-	-	0.20	-	MONTENEGRO
KROACI	-	-	-	-	3.12	-	CROATIA
MAQEDONI	-	-	-	-	1.36	0.43	FYROM
ÇEKI	4.31	3.51	3.03	2.35	1.54	0.74	CZECH REP.
SLOVENIA	-	-	-	-	1.46	-	SLOVENIA
BOSNJA-HERCEGOVINA	-	-	-	-	1.87	0.90	BOSNIA-HERCEG
SËRBIJA	-	-	-	5.94	4.53	3.10	SERBIA
GJITHSEJ (I+II+III+IV)	1,323.35	1,647.37	1,932.15	2,118.16	2,291.23	2,370.24	TOTAL (I+II+III+IV)

Në këtë tabelë nuk përfshihet kredia e FMN-së

** Deri më 31.12.2013, të dhëna paraprake

IMF credit is not included

** As of Dec.31, 2013, data are preliminary

BORXHI I JASHTËM I GARANTUAR NGA QEVERIA QËNDRORE
BORXHI NETO SIPAS KREDITORËVE

CENTRAL GOVERNMENT GUARANTEED DEBT
DEBT OUTSTANDING DISBURSED BY CREDITORS

(in million EUR)

Sipas kreditorëve	31.12.2008	31.12.2009	2010	2011	2012	2013	By Creditors
-Shumëpalësh (I)	106.50	128.61	122.28	118.40	113.88	104.22	-Multilateral (I)
EBRD	47.44	60.16	55.44	53.32	52.25	46.51	EBRD
EIB	59.06	68.45	66.84	65.08	61.63	57.71	EIB
-Dypalësh (II)	148.72	163.13	165.06	167.06	156.84	119.79	-Bilateral (II)
GJERMANI	45.79	62.49	64.40	65.08	60.82	33.70	GERMANY
GREQI	8.80	8.80	8.80	8.80	8.80	8.80	GREECE
ITALI	46.45	44.65	39.14	40.06	38.82	37.23	ITALY
JAPONI	32.15	29.74	33.34	33.79	27.73	20.11	JAPAN
KOREA	15.52	17.44	19.38	19.33	20.67	19.94	SOUTH KOREA
GJITHSEJ (I+II)	255.21	291.73	287.34	285.46	270.72	224.01	TOTAL (I+II)

**) Deri më 31.12.2013, të dhëna paraprake

***) As of Dec.31, 2013, data are preliminary

BORXHI I JASHTËM* AFATGJATË I SHQIPËRISË
BORXHI NETO SIPAS MONEDHAVE

LONG-TERM EXTERNAL PUBLIC DEBT*
DOD BY CURRENCY

(in million EUR)

Monedha Currency	2009		2010		2011		2012		2013	
	Amount	%	Amount	%	Amount	%	Amount	%	Amount	%
ACU	51.70	2.67	66.04	2.98	69.63	2.90%	70.72	2.76%	69.99	2.70%
AED							13.15	0.51%	32.963	1.27%
EUR	1,069.99	55.18	1,265.86	57.03	1,390.52	57.85%	1,469.38	57.35%	1,494.91	57.62%
JPY	41.56	2.14	48.98	2.21	51.20	2.13%	43.10	1.68%	32.27	1.24%
KWD	23.03	1.19	26.74	1.20	26.19	1.09%	26.65	1.04%	26.91	1.04%
KRW	17.44	0.90	19.38	0.87	19.33	0.80%	20.66	0.81%	19.95	0.77%
SAR					0.83	0.03%	1.96	0.08%	1.90	0.07%
SDR	614.31	31.68	666.51	30.03	693.56	28.85%	693.97	27.09%	663.20	25.56%
USD	121.07	6.24	125.99	5.68	152.36	6.34%	222.37	8.68%	252.18	9.72%
TOTAL	1,939.10	100.00	2,219.49	100.00	2,403.62	100.00%	2,561.96	100.00%	2,594.26	100.00%

*) Përfshin borxhin e jashtëm shtetëror dhe shtetëror të garantuar

**) Deri më 31.12.2013, të dhëna paraprake

Nuk përfshihet kredia e FMN-së

*) Includes external public and external publicly guaranteed debt

**) As of Dec. 31, 2013, data are preliminary

IMF credit is not included

**BORXHI I JASHTËM* AFATGJATË I SHQIPËRISË
PJESA E PATËRHEQUR E KREDIVE**

**LONG-TERM EXTERNAL PUBLIC DEBT*
COMMITTED UNDISBURSED BALANCE**

(in million EUR)

Sipas kreditorëve	2008	2009	2010	2011	2012	2013	By Creditors
-Shumëpalësh (I)	431.38	406.41	392.74	470.38	339.24	375.77	-Multilateral (I)
CEB	38.85	62.01	40.75	15.62	6.94	4.15	CEB
EBRD	75.20	77.95	63.58	77.53	47.14	43.92	EBRD
EIB	110.06	81.88	104.60	77.95	46.43	55.93	EIB
IBRD	22.97	23.50	21.45	18.33	63.61	87.92	IBRD
IDA	122.26	100.27	85.99	67.62	39.94	26.46	IDA
IDB	42.98	34.97	54.10	196.72	114.28	148.40	IDB
IFAD	4.11	9.02	7.40	6.32	4.58	3.14	IFAD
OPEC	14.96	16.82	14.89	10.29	16.32	5.85	OPEC
-Dypalësh (II)	354.21	311.86	372.88	385.67	367.30	382.07	-Bilateral (II)
GJERMANI	54.96	49.23	125.18	153.39	157.54	147.51	GERMANY
GREQI		-	-	-	-	-	GREECE
ITALI	181.23	157.98	118.79	89.51	71.38	91.94	ITALY
JAPONI	87.55	85.88	100.00	106.90	93.27	72.20	JAPAN
KUVAIT	17.47	14.07	13.42	13.06	9.33	5.01	KUWAIT
AUSTRI		2.46	5.96	14.22	3.74	7.67	AUSTRIA
ARABIA SAUDITE			9.00	8.45	7.13	6.82	SAUDI ARABIA
HOLLANDE	8.05	2.15	0.43	0.03	0.02	0.02	NETHERLANDS
KINA	0.10	0.10	0.11	0.11	0.11	0.10	CHINA
SPANJA	4.87	-	-	-	-	-	SPAIN
KOREA	-						SOUTH KOREA
ABU DHABI					24.78	50.80	ABU DHABI FUND
GJITHSEJ (I+II)	785.59	718.28	765.62	856.05	706.54	757.84	TOTAL (I+II)

*) Përfshin borxhin shtetëror dhe shtetëror të garantuar

**) Deri më 31.12.2013, të dhëna paraprake

Në këtë tabelë nuk përfshihet kredia e FMN-së

*) Includes Central Government and Central Government Guaranteed debt

**) As of Dec. 31, 2013, data are preliminary

IMF credit is not included

**BORXHI I JASHTËM I QEVERISË QËNDRORE
PJESA E PATËRHEQUR E KREDIVE**

**CENTRAL GOVERNMENT EXTERNAL DEBT
COMMITTED UNDISBURSED BALANCE**

(in million EUR)

Sipas kreditorëve	2008	2009	2010	2011	2012	2013	By Creditors
-Shumëpalësh (I)	364.11	372.24	364.35	451.10	328.99	370.49	-Multilateral (I)
CEB	38.85	62.01	40.75	15.62	6.94	4.15	CEB
EBRD	18.92	43.79	35.18	58.25	36.89	38.64	EBRD
EIB	99.06	81.88	104.60	77.95	46.43	55.93	EIB
IBRD	22.97	23.50	21.45	18.33	63.61	87.92	IBRD
IDA	122.26	100.27	85.99	67.62	39.94	26.46	IDA
IDB	42.98	34.97	54.10	196.72	114.28	148.40	IDB
IFAD	4.11	9.02	7.40	6.32	4.58	3.14	IFAD
OPEC	14.96	16.82	14.89	10.29	16.32	5.85	OPEC
-Dypalësh (II)	309.17	285.81	352.82	372.74	355.59	370.74	-Bilateral (II)
GJERMANI	25.14	38.40	120.23	153.09	157.45	147.42	GERMANY
GREQI	-	-	-	-	-	-	GREECE
ITALI	166.01	142.76	103.68	76.88	59.76	80.70	ITALY
JAPONI	87.55	85.88	100.00	106.90	93.27	72.20	JAPAN
KUVAIT	17.47	14.07	13.42	13.06	9.33	5.01	KUWAIT
AUSTRI	-	2.46	5.96	14.22	3.74	7.67	AUSTRIA
HOLLANDE	8.05	2.15	0.43	0.03	0.02	0.02	NETHERLANDS
KINA	0.10	0.10	0.11	0.11	0.11	0.10	CHINA
ARABIA SAUDITE	-	-	9.00	8.45	7.13	6.82	SAUDI ARABIA
SPANJA	4.87	-	-	-	-	-	SPAIN
AbuDhabi	-	-	-	-	24.78	50.80	AbuDhabi
GJITHSEJ (I+II)	673.28	658.06	717.17	823.84	684.58	741.23	TOTAL (I+II)

**) Deri më 31.12.2013, të dhëna paraprake
Në këtë tabelë nuk përfshihet kredia e FMN-së

**) As of Dec. 31, 2013, data are preliminary
IMF credit is not included

**BORXHI I JASHTËM I GARANTUAR NGA QEVERIA QËNDRORE
PJESA E PATËRHEQUR E KREDIVE**

**CENTRAL GOVERNMENT GUARANTEED DEBT
COMMITTED UNDISBURSED BALANCE**

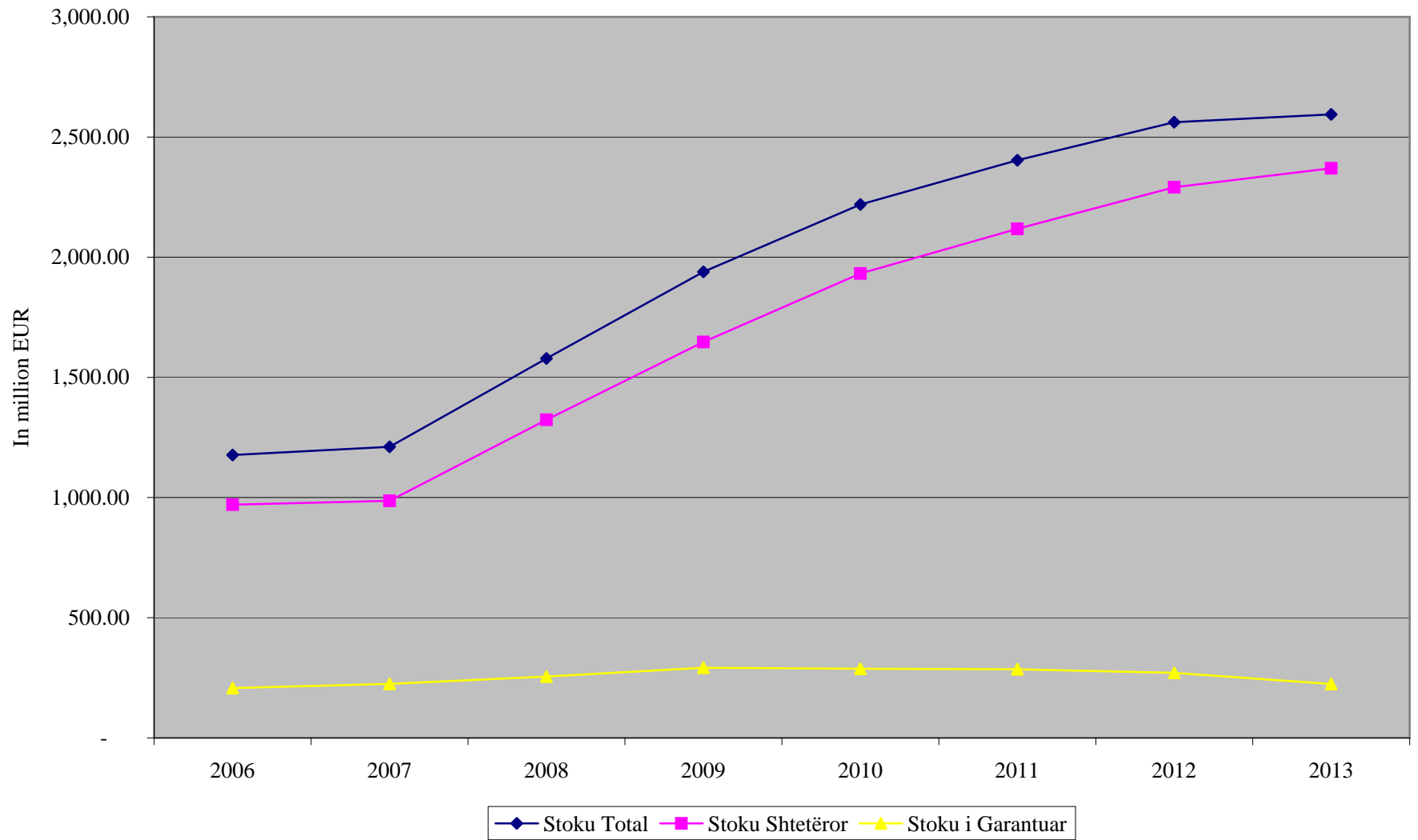
(in million EUR)

Sipas kreditorëve	2008	2009	2010	2011	2012	2013	By Creditors
-Shumëpalësh (I)	67.27	34.17	28.40	19.28	10.25	5.28	-Multilateral (I)
EBRD	56.27	34.17	28.40	19.28	10.25	5.28	EBRD
EIB	11.00	-	-	-	-	-	EIB
-Dypalësh (II)	45.04	26.05	20.05	12.93	11.71	11.33	-Bilateral (II)
GJERMANI	29.82	10.83	4.95	0.30	0.09	0.09	GERMANY
ITALI	15.22	15.22	15.11	12.63	11.62	11.24	ITALY
KOREA	-	-	-	-	-	-	SOUTH KOREA
GJITHSEJ (I+II)	112.31	60.22	48.45	32.21	21.96	16.61	TOTAL (I+II)

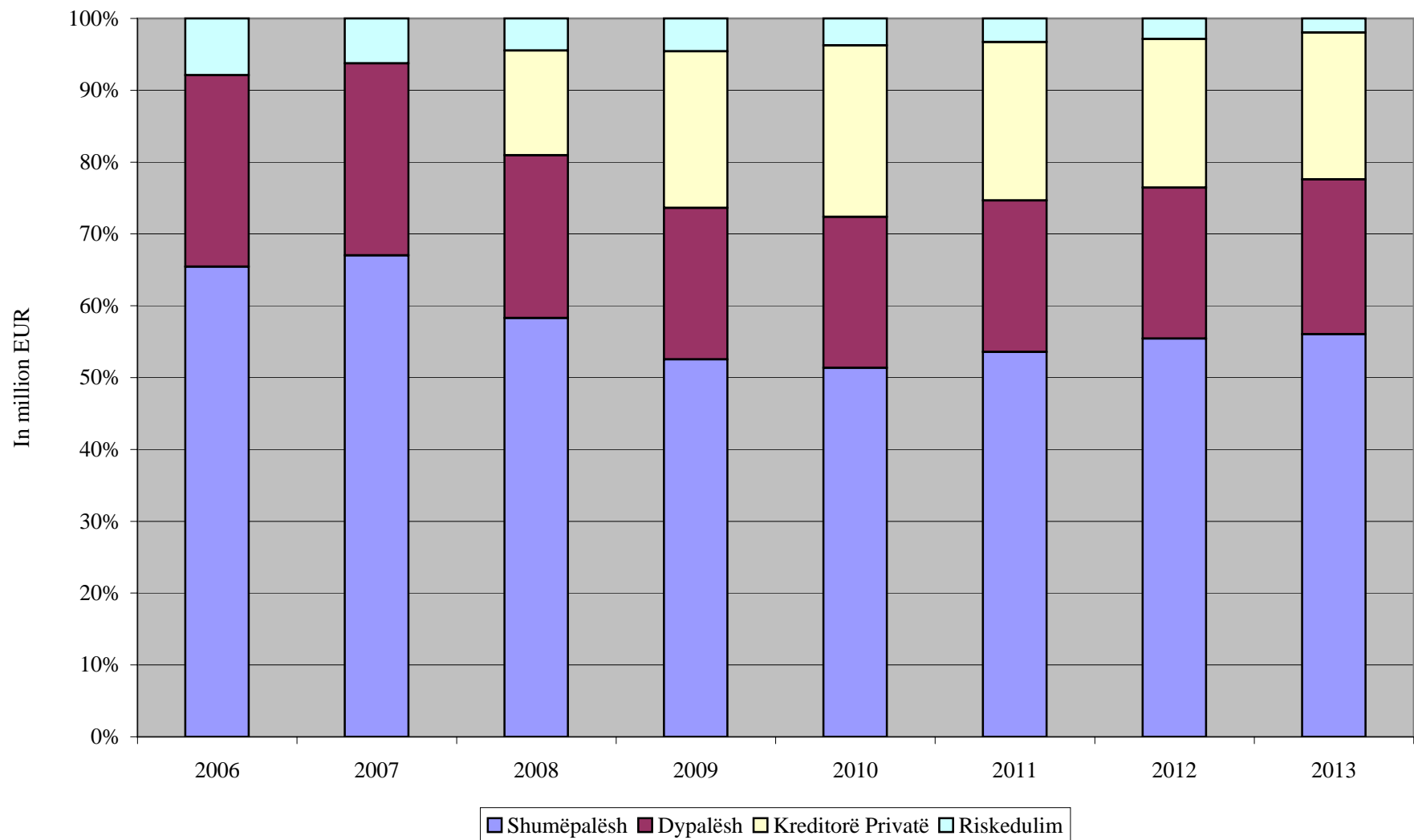
**) Deri më 31.12.2013, të dhëna paraprake

**) As of Dec. 31, 2013, data are preliminary

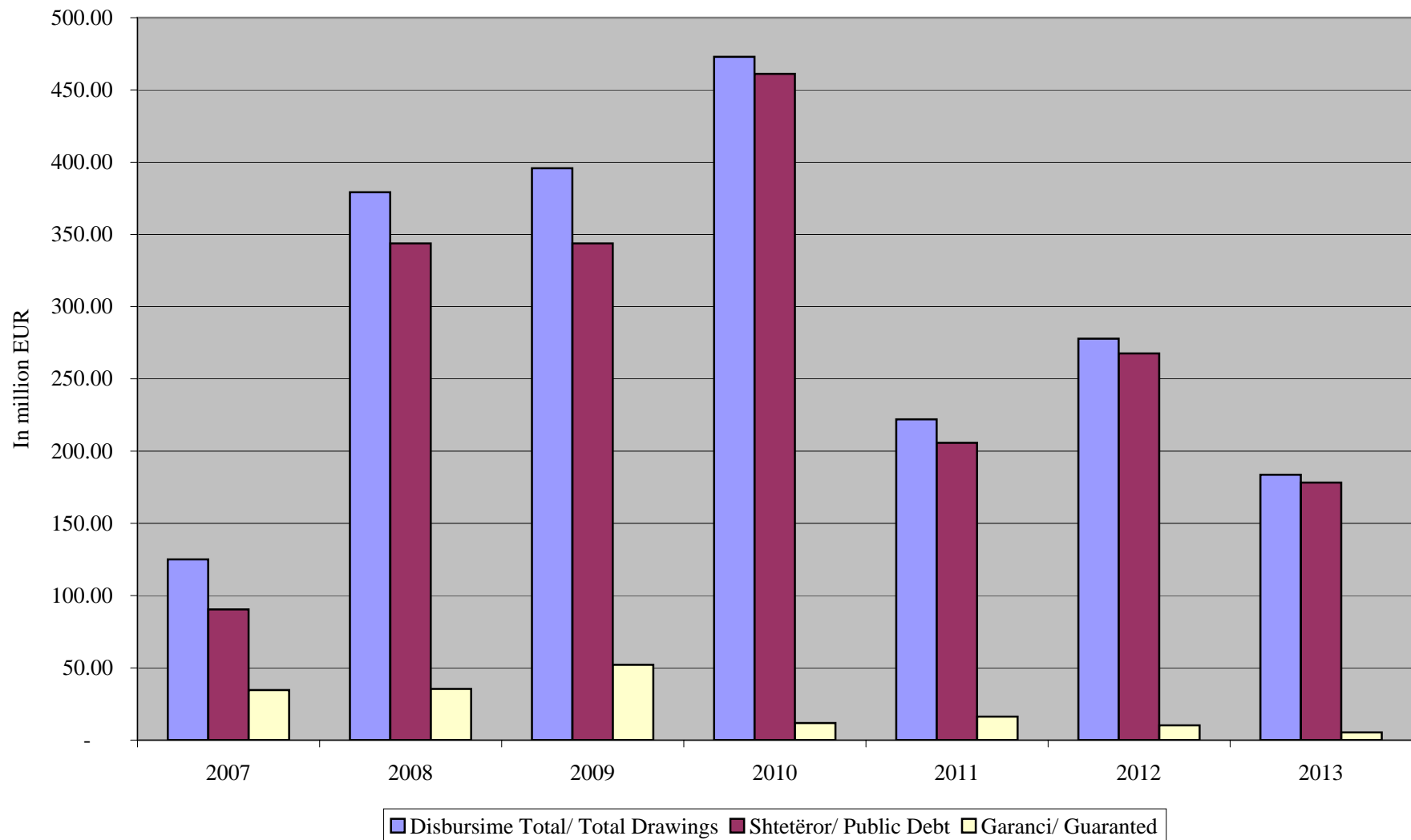
Paraqitja grafike e ecurisë së stokut të borxhit të jashtëm
External Outstanding Debt



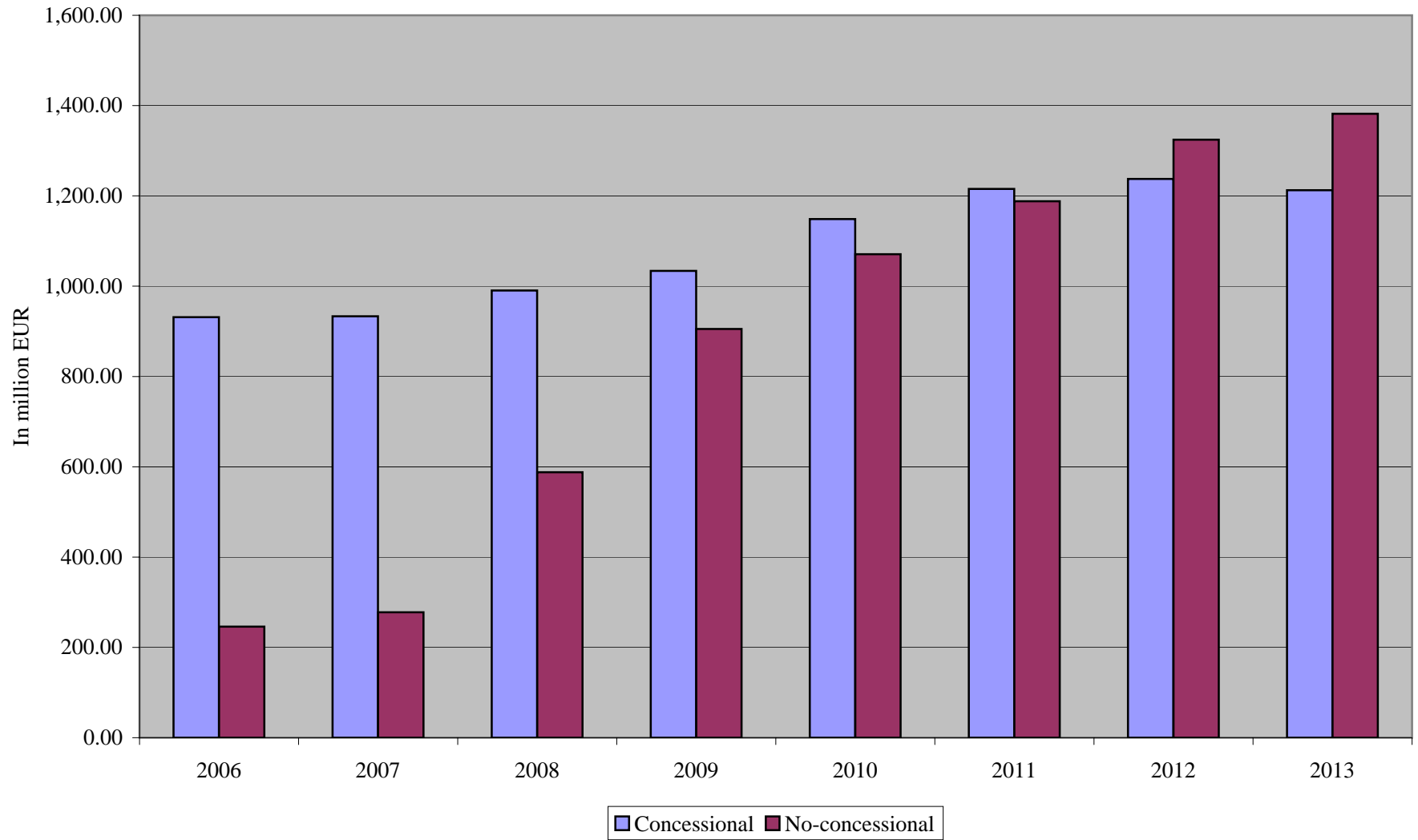
**Stoku i Borxhit të jashtëm sipas kreditorëve/
External Outstanding Debt by Creditors**



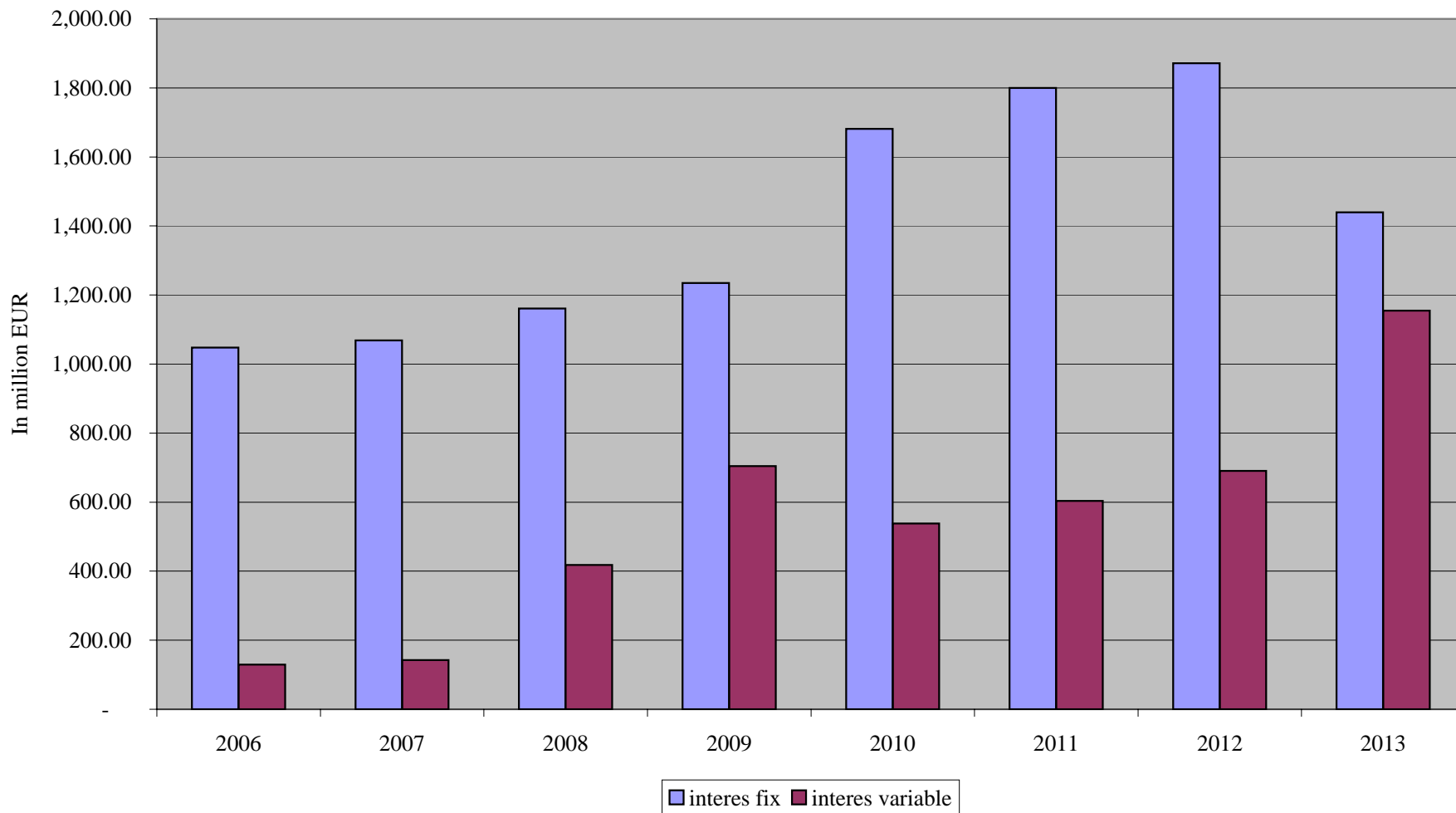
Ecuria e Disbursimeve të Borxhit të Jashtëm
External Debt Drawings



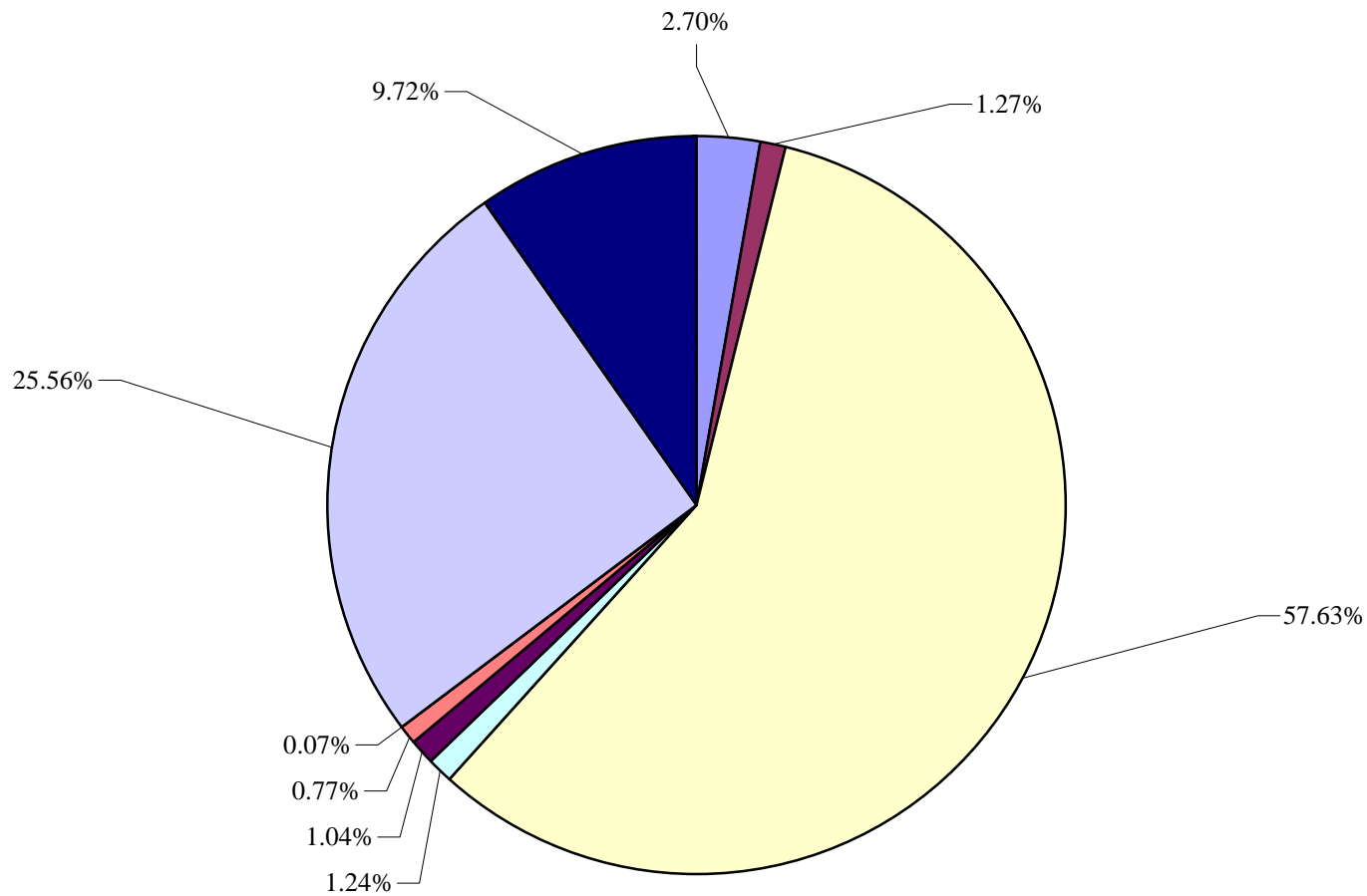
Stoku i borxhit të jashtëm sipas koncesjonalitetit
Debt Outstanding by concessionality



Stoku i borxhit te jashtëm sipas interesit
Debt Outstanding by interest type



Stoku sipas monedhës
Debt outstanding by Currency



■ ACU ■ AED ■ EUR ■ JPY ■ KWD ■ KRW ■ SAR ■ SDR ■ USD