



REPUBLIKA E SHQIPERISE  
MINISTRIA E FINANCAVE  
DREJTORIA E PERGJITHSHME E BORXHIT



**Tetor 2009**

## Domestic Debt Stock by Instruments

ne milion leke

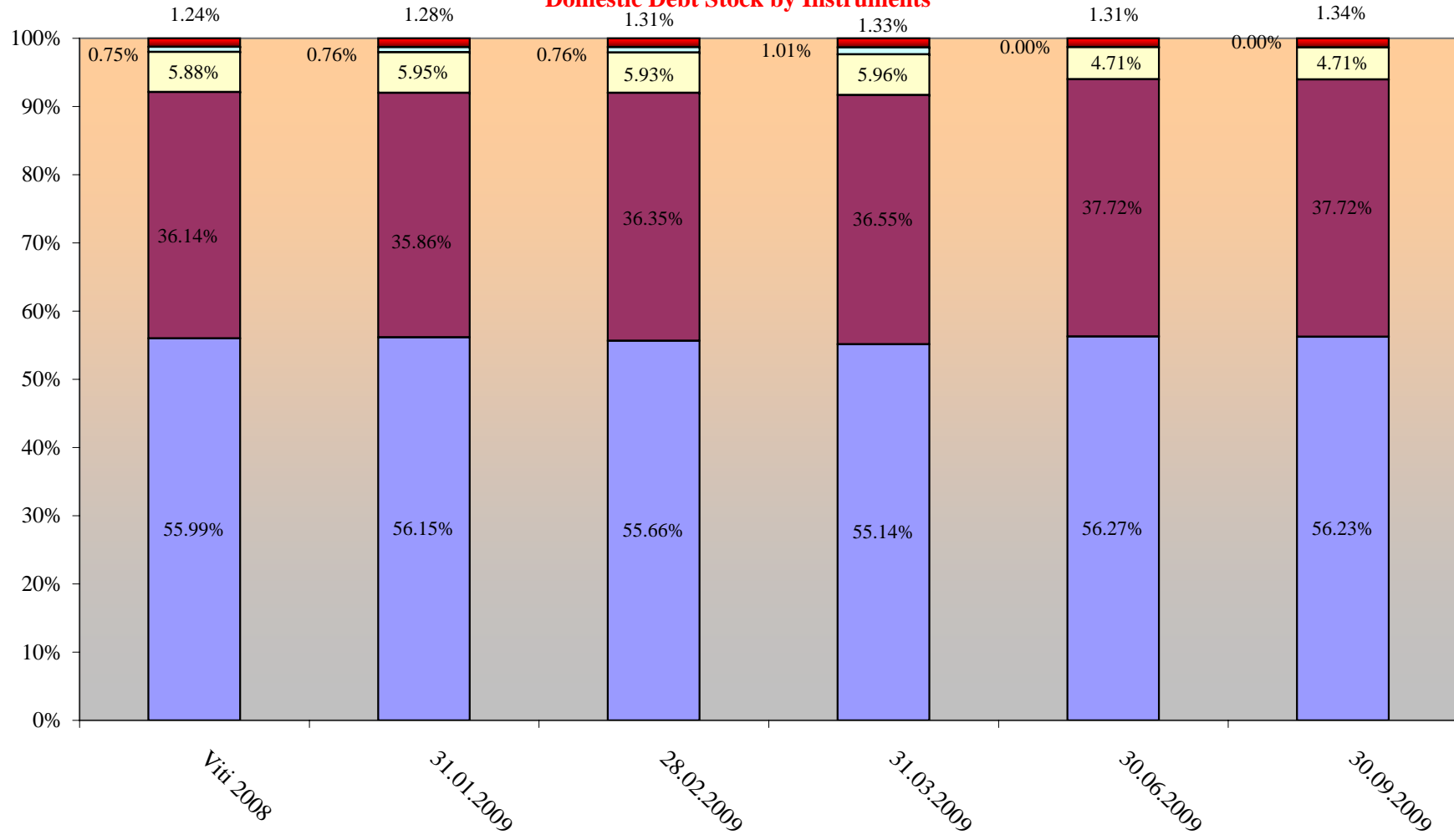
	31.12.2008		31.03.2009		30.06.2009		30.09.2009		
	Purchase value	%	Purchase value	%	Purchase value	%	Purchase value	%	
<b>Stoku I Borxhit Gjithsej</b>	<b>400,456</b>		<b>394,669</b>		<b>401,045</b>		<b>400,797</b>		<b>Total Debt Stock</b>
<b>I.Borxhi Shteteror</b>	<b>395,504</b>	<b>98.76</b>	<b>389,418</b>	<b>98.67</b>	<b>395,804</b>	<b>98.69</b>	<b>395,408</b>	<b>98.66</b>	<b>I.Public Debt</b>
<b>1.Instrumenta afatshkurter</b>	<b>224,224</b>	<b>55.99</b>	<b>217,638</b>	<b>55.14</b>	<b>225,677</b>	<b>56.27</b>	<b>225,376</b>	<b>56.23</b>	<b>I.Short term Instruments</b>
Bono 3/M	25,774	6.44	25,883	6.56	27,152	6.77	24,851	6.20	3 Month Bills
Bono 6/M	54,631	13.64	49,512	12.55	50,364	12.56	50,239	12.53	6 Month Bills
Bono 12/M	143,819	35.91	142,243	36.04	148,161	36.94	150,286	37.50	1 Year Bills
<b>2.Instrumenta afatgjate</b>	<b>144,740</b>	<b>36.14</b>	<b>144,240</b>	<b>36.55</b>	<b>151,257</b>	<b>37.72</b>	<b>151,162</b>	<b>37.72</b>	<b>II. Long term Instruments</b>
Oblig.2/Vj	65,730	16.41	64,730	16.40	65,747	16.39	65,547	16.35	2 Year Note
Oblig.3/Vj	21,100	5.27	19,100	4.84	20,100	5.01	17,300	4.32	3 Year Note
Oblig.5/Vj	45,910	11.46	48,410	12.27	53,410	13.32	56,315	14.05	5 Year Note
Oblig.7/Vj	12,000	3.00	12,000	3.04	12,000	2.99	12,000	2.99	7 Year Note
<b>3. Kredi Direkte</b>	<b>3,000</b>	<b>0.75</b>	<b>4,000</b>	<b>1.01</b>	<b>0</b>	<b>0.00</b>	<b>0</b>	<b>0.00</b>	<b>Central Bank Credits</b>
<b>4.Rivleresimi Valutes</b>	<b>23,540</b>	<b>5.88</b>	<b>23,540</b>	<b>5.96</b>	<b>18,870</b>	<b>4.71</b>	<b>18,870</b>	<b>4.71</b>	<b>Forgn.Ex.Res.Evalu.</b>
<b>II.Borxhi i Garantuar</b>	<b>4,952</b>	<b>1.24</b>	<b>5,251</b>	<b>1.33</b>	<b>5,241</b>	<b>1.31</b>	<b>5,389</b>	<b>1.34</b>	<b>II.Publicly Guaranteed Debt</b>
<b>1. Garanci Treg.Brend.</b>	<b>4,952</b>	<b>1.24</b>	<b>5,251</b>	<b>1.33</b>	<b>5,241</b>	<b>1.31</b>	<b>5,389</b>	<b>1.34</b>	<b>Domestic Guarantees</b>

**Financimi i Deficitit Buxhetor 9/Mujori 2009**  
**Budget Deficit Financing 9/Months 2009**

mije leke

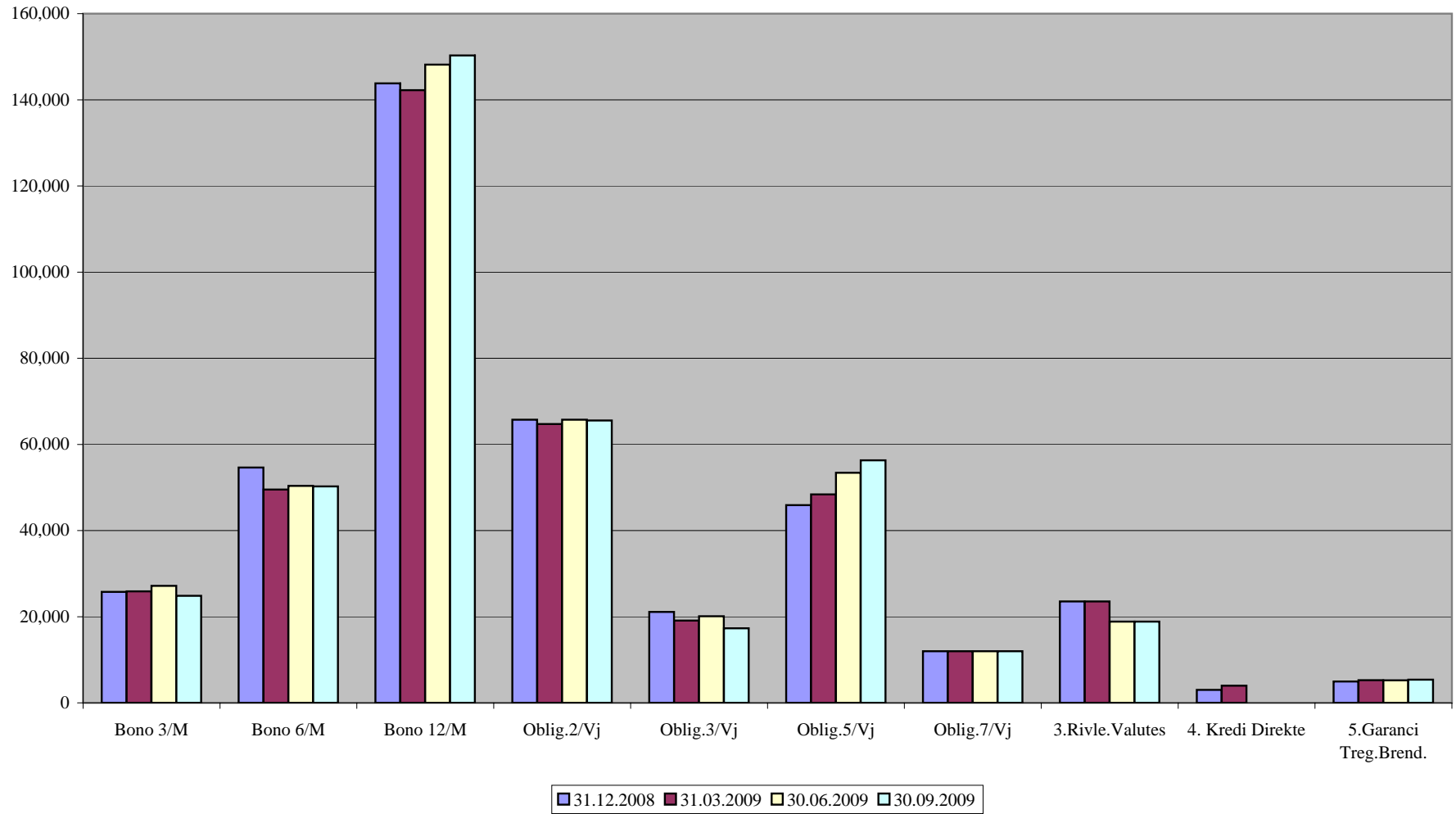
<b>Periudha</b>	<b>9/Mujori</b>
<b>Financimi i Deficitit</b>	<b>4,573,742.08</b>
Nga i cili:	0.00
<b>Instrumenta Financiare Gjithsej</b>	<b>7,573,742.08</b>
- Bono Thesari Leke	1,151,742.08
<b>Obligacione Gjithsej</b>	<b>6,422,000.00</b>
- Oblig.e qeverise 2 vjecare	-183,000.00
- Oblig.e qeverise 3 vjecare	-3,800,000.00
- Oblig.e qeverise 5 vjecare	10,405,000.00
- Oblig.e qeverise 7 vjecare	0.00
Kredi Direkte	-3,000,000.00

**Stoku i Borxhit te Brendshem sipas instrumentave**  
**Domestic Debt Stock by Instruments**

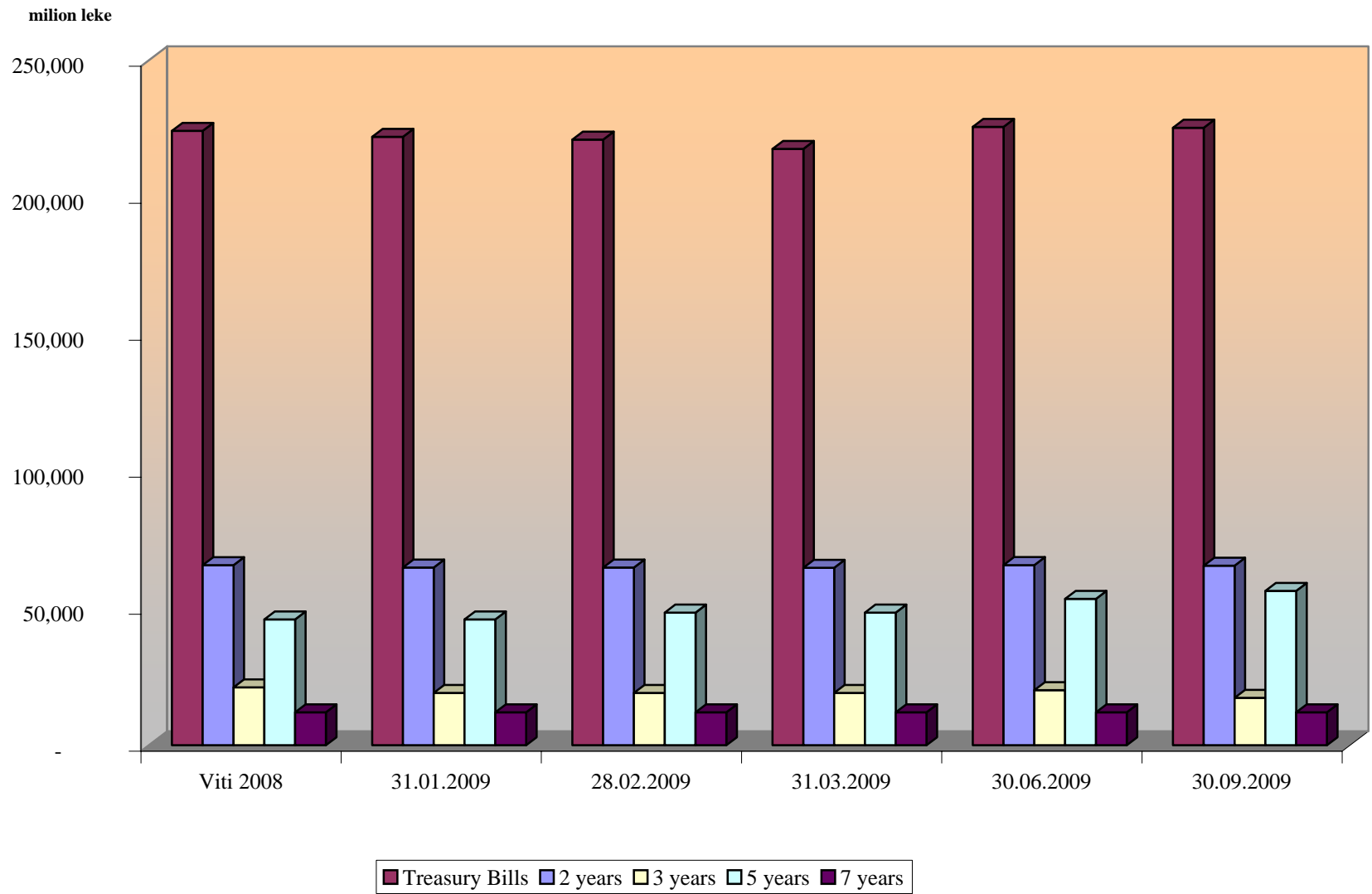


■ Treasury Bills 
 ■ Notes 
 ■ Foreign.Ex.Res.Evalu. 
 ■ Credit from C.Bank 
 ■ Guarantees

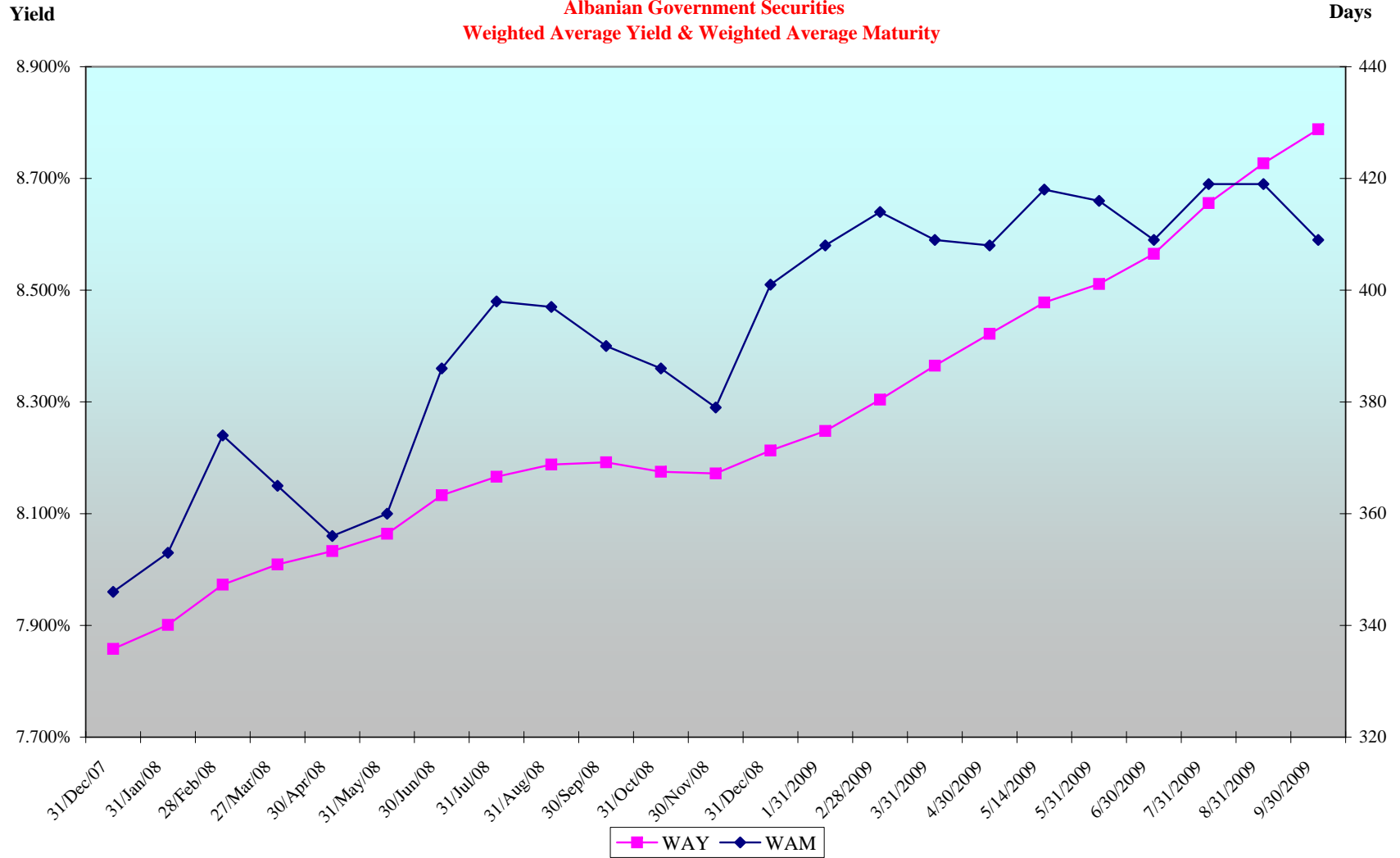
**Ecuria e Instrumentave te Borxhit te Brendshem**  
**Evolution of Domestic Debt Instruments**



## Evolution of Government Securities



**Letrat me vlere te Qeverise**  
**Yield Mesatar & Dite Mesatare ne maturim**  
**Albanian Government Securities**  
**Weighted Average Yield & Weighted Average Maturity**



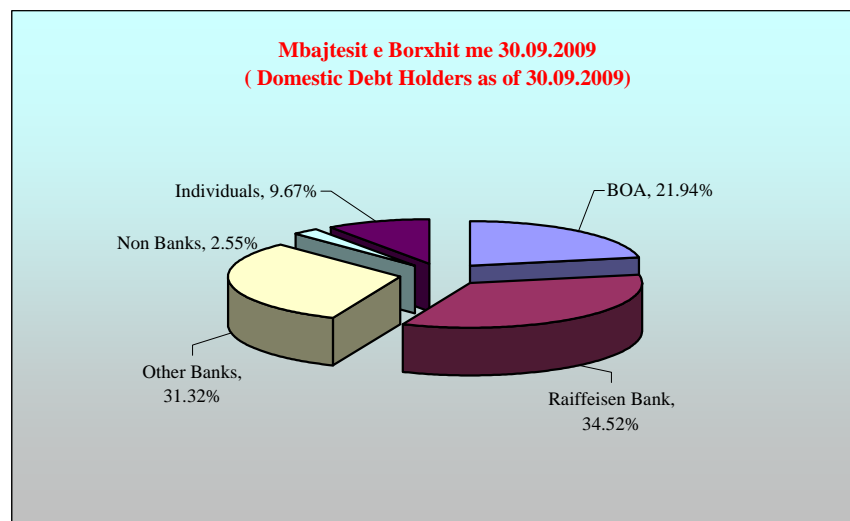
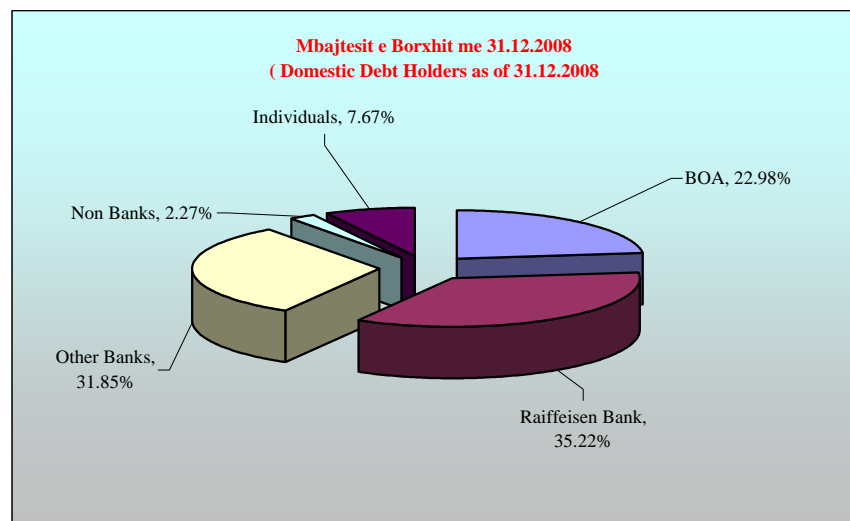
**Dite Mesatare ne Maturim & Yield-i Mesatar i Ponderuar**  
**Weighted Average Maturity & Weighted Average Yield**

	<b>Average Maturity</b>	<b>Average Yield</b>	<b>Averg. Mat Pa BOA</b>	<b>Averg Yield Pa BOA</b>
<b>31.12.2005</b>	<b>195</b>	<b>7.427</b>	<b>223</b>	<b>7.589</b>
<b>31.12.2006</b>	<b>242</b>	<b>6.744</b>	<b>284</b>	<b>6.807</b>
<b>31.12.2007</b>	<b>346</b>	<b>7.858</b>	<b>409</b>	<b>8.070</b>
31.01.2008	353	7.901	415	8.122
28.02.2008	374	7.973	435	8.177
27.03.2008	365	8.009	426	8.216
30.04.2008	356	8.033	415	8.243
31.05.2008	360	8.064	421	8.276
30.06.2008	386	8.133	452	8.354
31.07.2008	398	8.166	462	8.395
31.08.2008	397	8.188	494	8.461
30.09.2008	390	8.192	456	8.422
31.10.2008	386	8.175	450	8.414
30.11.2008	379	8.172	445	8.421
<b>31.12.2008</b>	<b>401</b>	<b>8.213</b>	<b>470</b>	<b>8.461</b>
31.01.2009	408	8.248	475	8.507
29.02.2009	414	8.304	485	8.572
31.03.2009	409	8.365	485	8.647
30.04.2009	408	8.422	482	8.702
31.05.2009	416	8.511	492	8.791
30.06.2009	409	8.565	486	8.844
31.07.2009	419	8.656	494	8.950
31.08.2009	419	8.727	492	9.000
30.09.2009	409	8.788	481	9.068



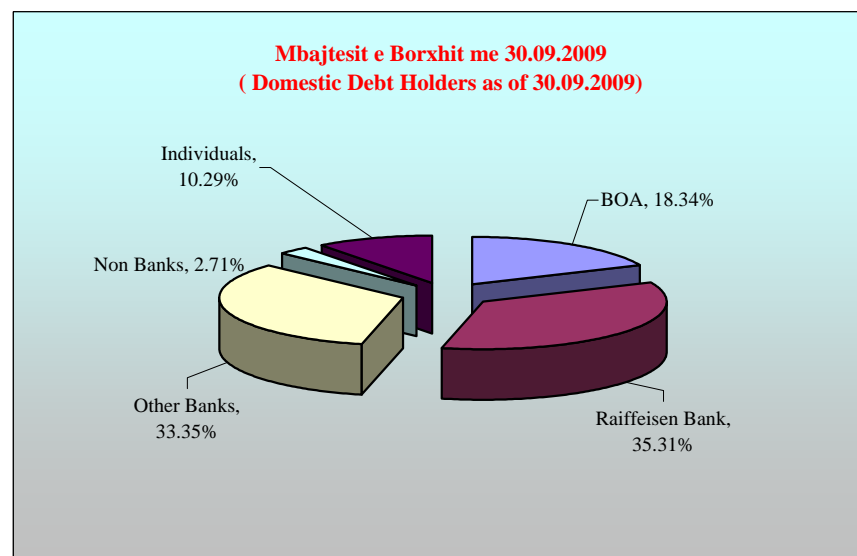
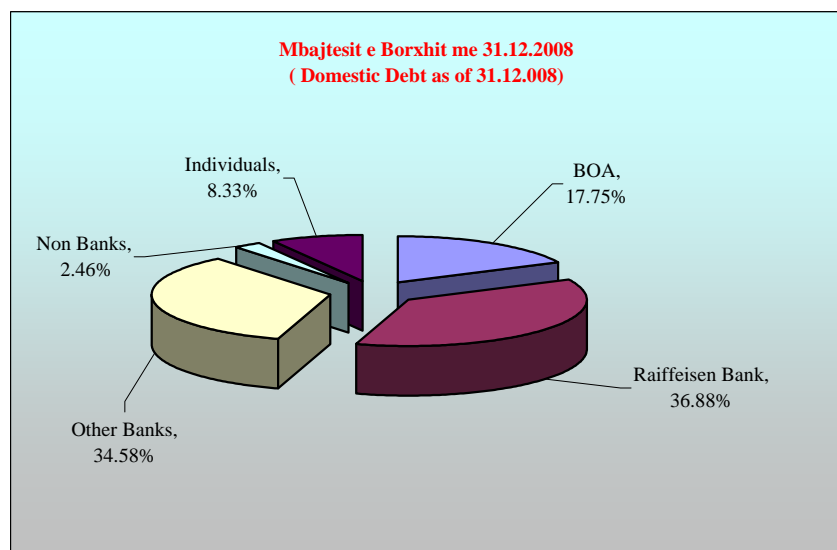
**Mbajtesit e Borxhit te Brendshem ne Çmim Blerje**  
**Domestic Debt Holders in Purchase Value**

	<b>31.12.2008</b>	<b>31.03.2009</b>	<b>30.06.2009</b>	<b>30.09.2009</b>	
<b>BOA</b>	22.98%	23.71%	22.89%	21.94%	<b>BOA</b>
<b>Raiffeisen Bank</b>	35.22%	33.29%	33.32%	34.52%	<b>Banka Raiffeisen</b>
<b>Other Banks</b>	31.85%	31.91%	32.38%	31.32%	<b>Bankat e tjera</b>
<b>Non Banks</b>	2.27%	2.43%	2.44%	2.55%	<b>Jo Banka</b>
<b>Individuals</b>	7.67%	8.66%	8.97%	9.67%	<b>Jo Konk+F.Pens BOA</b>



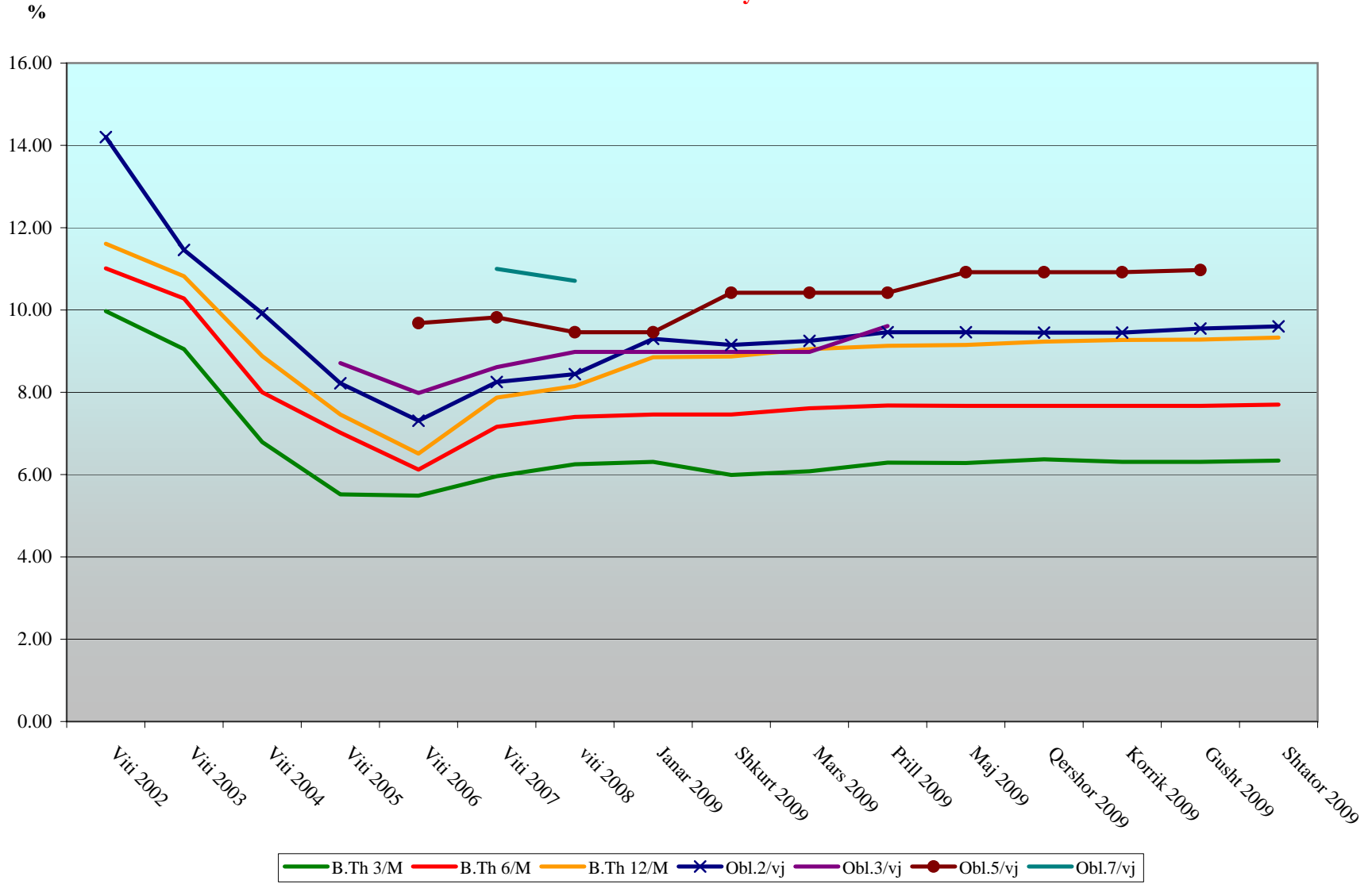
**Mbajtesit e Borxhit te Brendshem \* ne Çmim Blerje**  
**Domestic Debt Holders \* in Purchase Value**

	<b>31.12.2008</b>	<b>31.03.2009</b>	<b>30.06.2009</b>	<b>30.09.2009</b>	
<b>BOA</b>	17.75%	19.07%	19.35%	18.34%	<b>BOA</b>
<b>Raiffeisen Bank</b>	36.88%	34.54%	34.06%	35.31%	<b>Banka Raiffeisen</b>
<b>Other Banks</b>	34.58%	34.44%	34.46%	33.35%	<b>Bankat e tjera</b>
<b>Non Banks</b>	2.46%	2.61%	2.60%	2.71%	<b>Jo Banka</b>
<b>Individuals</b>	8.33%	9.34%	9.53%	10.29%	<b>Individet</b>

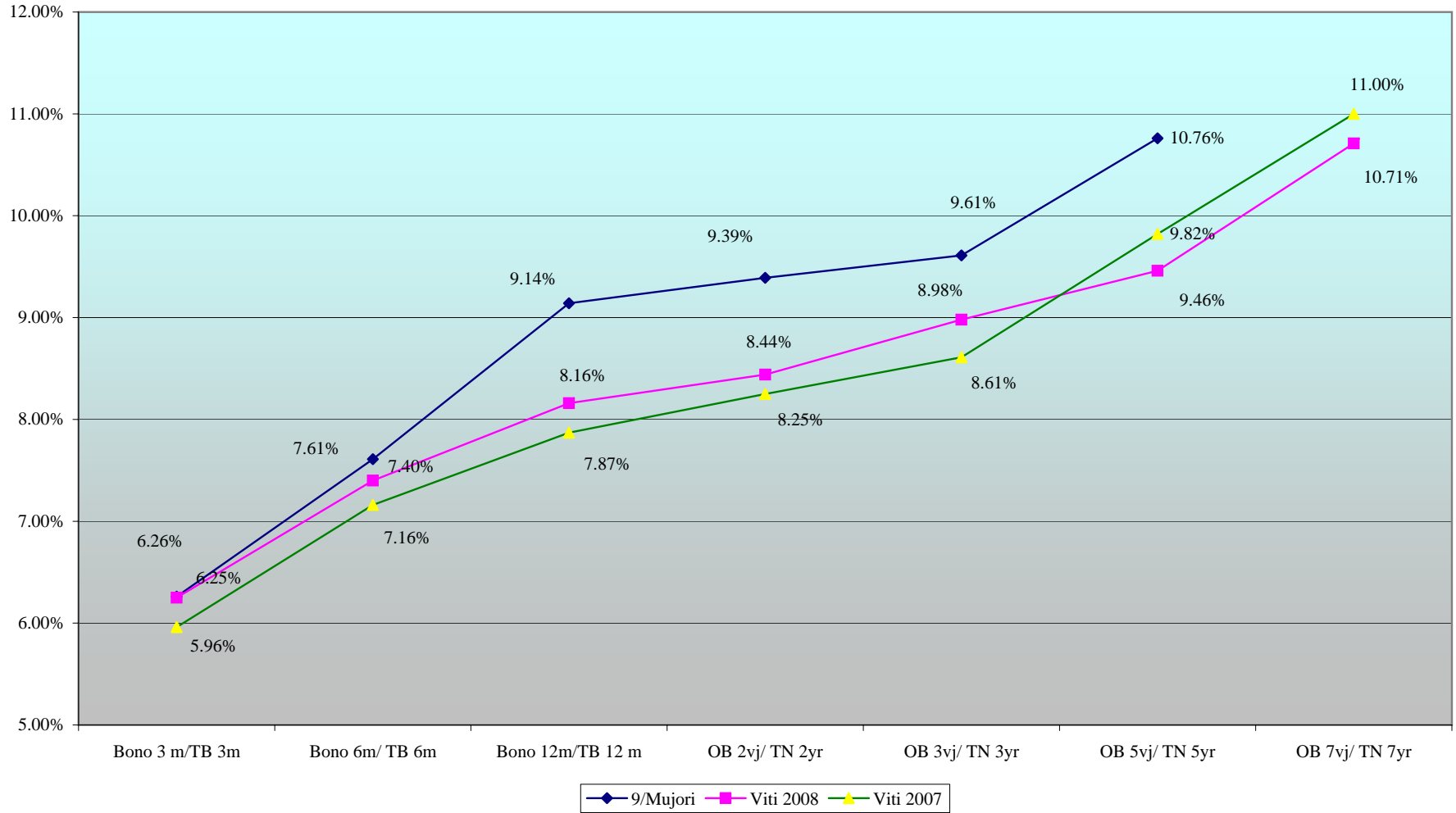


**\*) Nuk perfshihen Rivleresimi i valutes dhe Garancite.**  
**Foreing exchange reserves reevaluation and Guarantees are not included**

**Interesat e Letrave me vlere ne vite**  
**Yield Curve in years**

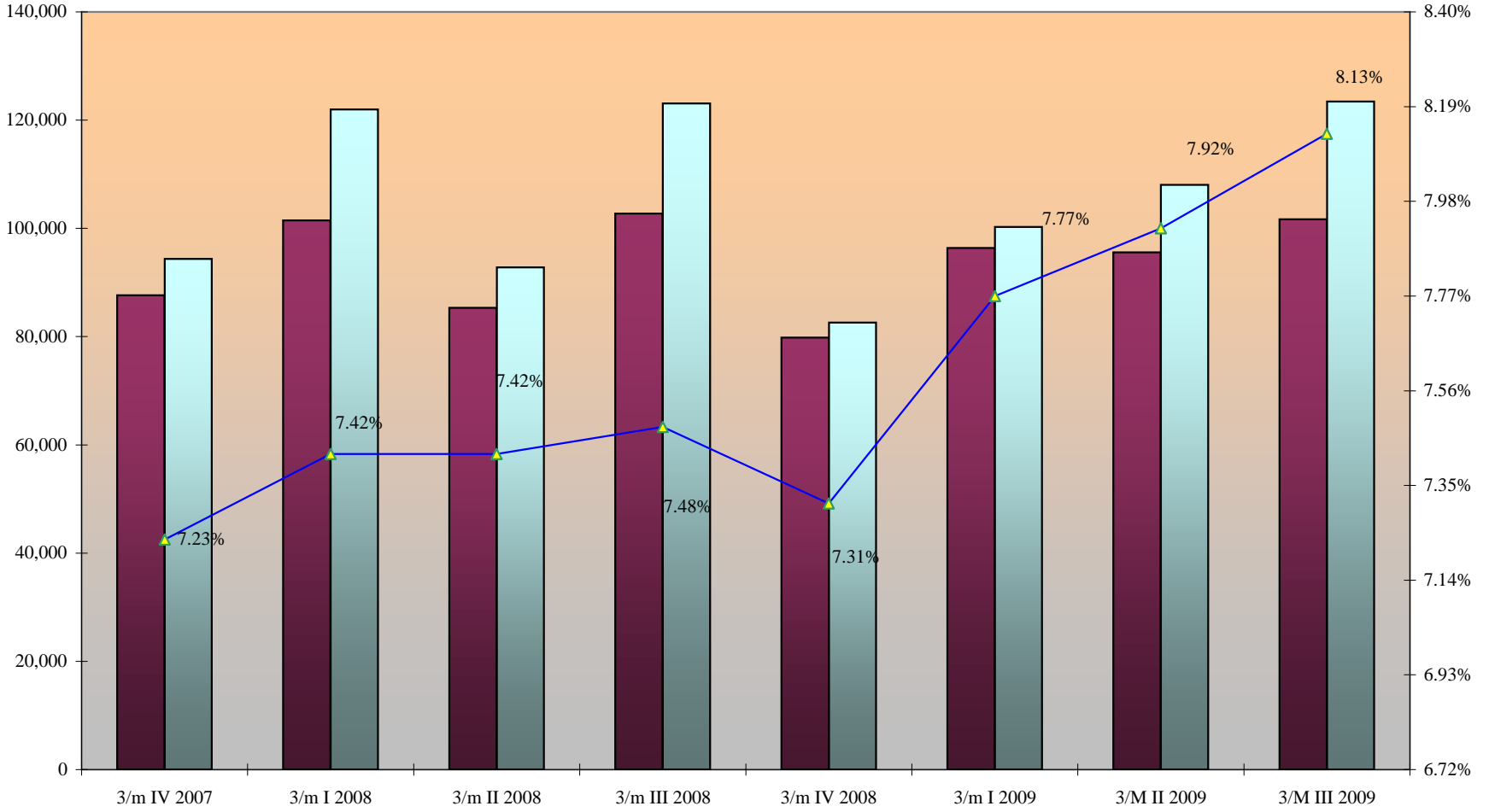


**Yield Curve i Letrave me Vlere**  
**Yield Curve of Albanian Securities**



million leke

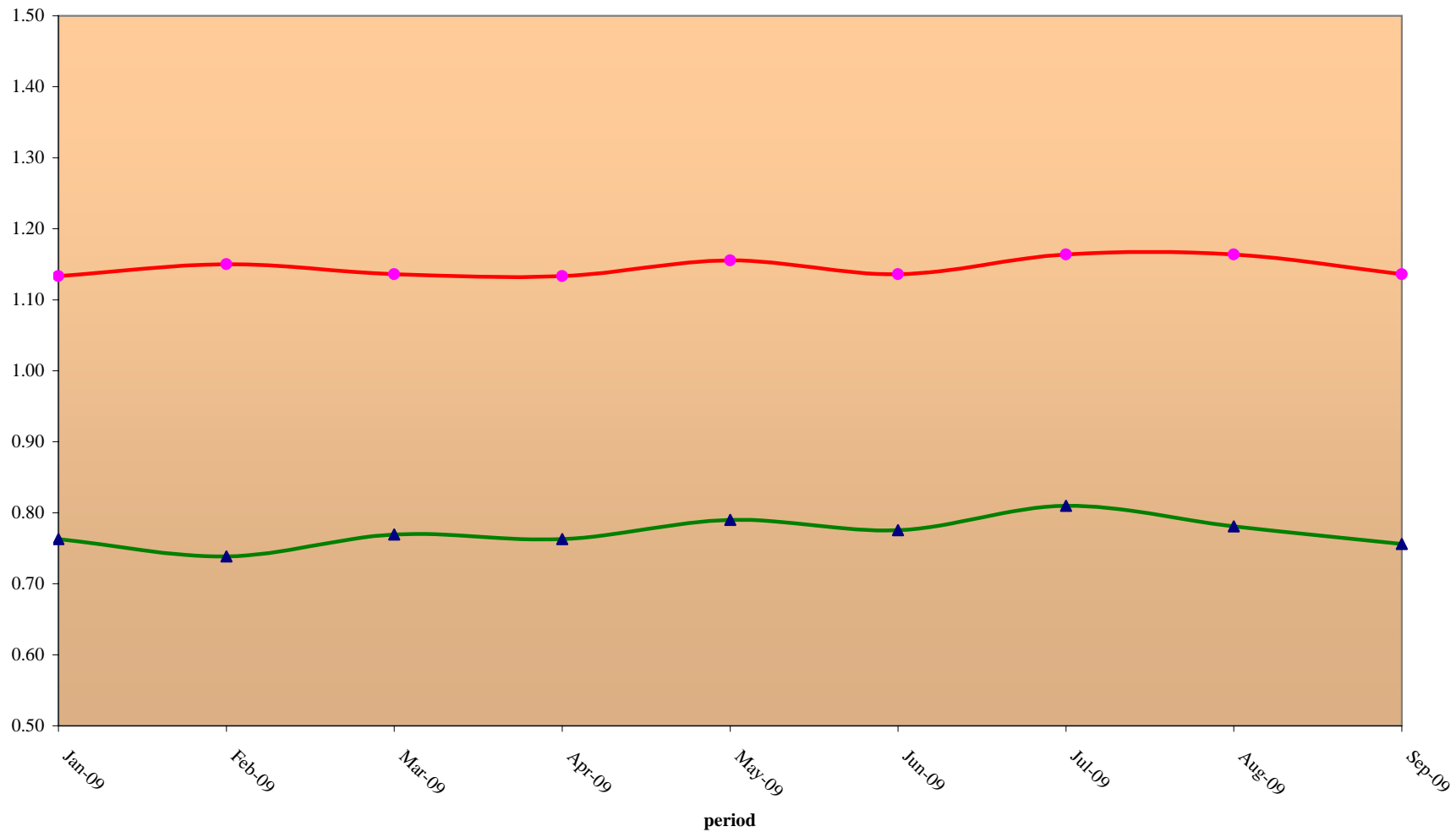
### Bono Thesari Emetuar, Kerkuar, Yield-i mesatar TB, Issued,asked by particip.& Average Yield



■ Emetuar/Issued   ■ Kerkuar/Bidding   ▲ Yield.Mes/Average Yield

**Duration dhe Ditet mesatare ne maturim te portfolit te letrave me vlere te Qeverise**  
**Duration and Weighted Average Maturity of Government Securities**

years



▲ Macaulay Duration    ● WAM

**BORXHI I JASHEM SHTETEROR I SHQIPERISE  
TE DHENA PERMBLEDHESE**

**LONG-TERM EXTERNAL DEBT\* OF ALBANIA  
SUMMARIZED DATA**

Klasifikimi	(EUR'000)					Classification
	Deri ne 31.12.2006 Up to 31.12.2006	2007	2008	2009-Q3	GJITHSEJ TOTAL	
<b>I. TE DHENA KUMULATIVE</b>						<b>I. CUMULATIVE DATA (STOCK)</b>
Borxhi Neto	1,176,688.67	1,210,366.79	1,577,887.79	1,915,871.32	1,915,871.32	Debt Outstanding Disbursed (DOD)
Terheqjet	1,547,946.53	1,672,881.44	2,051,935.67	2,411,339.86	2,411,339.86	Drawings
Pagesat e Borxhit	394,722.25	458,121.41	533,803.46	598,119.65	598,119.65	Debt Service
-Principal	201,222.92	241,889.95	287,486.20	321,389.92	321,389.92	-Principal
-Interes	193,499.33	216,231.46	246,317.26	276,729.73	276,729.73	-Interest
Borxhi i nenshkruar i paterhequr	439,263.34	667,173.02	783,894.00	782,181.18	782,181.18	Committed Undisbursed Balance (CUB)
<b>II. TE DHENA VJETORE</b>						<b>II. ANNUAL DATA (FLOWS)</b>
Terheqjet	1,547,946.53	124,934.91	379,054.23	359,404.19	2,411,339.86	Drawings
Pagesat e Borxhit	394,722.25	63,399.16	75,682.05	64,316.19	598,119.65	Debt Service
-Principal	201,222.92	40,667.03	45,596.25	33,903.72	321,389.92	-Principal
-Interes	193,499.33	22,732.13	30,085.80	30,412.47	276,729.73	-Interest

\*) Përfshin borxhin shtetëror dhe shtetëror të garantuar (Tabela I.1 + Tabela I.2)

\*\*) Përfshihen të dhënat për periudhën 1991-2006

\*\*) Deri më 30.09.2009

Ne këtë tabelë nuk përfshihen kredia e FMN-se

\*) Includes external direct and external guaranteed debt (Table I.1 + Table I.2)

\*\*) Cumulative data (1991-2006)

\*\*) As of September 30, 2009

IMF credit is not included

**BORXHI I JASHEM I QEVERISE QENDRORE  
TE DHENA PERMBLEDHESE**

**CENTRAL GOVERNMENT EXTERNAL DEBT  
SUMMARIZED DATA**

(EUR'000)

Klasifikimi	Deri ne 31.12.2006 Up to 31.12.2006	2007	2008	2009-Q3	GJITHSEJ TOTAL	Classification
<b>I. TE DHENA KUMULATIVE</b>						<b>I. CUMULATIVE DATA (STOCK)</b>
<b>Borxhi Neto</b>	969,286.45	985,263.85	1,322,576.71	1,620,627.74	1,620,627.74	<b>Debt Outstanding Disbursed (DOD)</b>
<b>Terheqjet</b>	1,300,767.72	1,391,221.16	1,735,011.25	2,046,571.53	2,046,571.53	<b>Drawings</b>
<b>Pagesat e Borxhit</b>	336,341.10	384,705.56	441,808.91	493,043.81	493,043.81	<b>Debt Service</b>
-Principal	168,559.23	200,556.15	234,717.29	260,671.65	260,671.65	-Principal
-Interes	167,781.87	184,149.41	207,091.62	232,372.16	232,372.16	-Interest
<b>Borxhi i nenshkruar i paterhequr</b>	286,367.28	533,207.86	671,224.72	717,495.82	717,495.82	<b>Committed Undisbursed Balance (CUB)</b>
<b>II. TE DHENA VJETORE</b>						<b>II. ANNUAL DATA (FLOWS)</b>
<b>Terheqjet</b>	1,300,767.72	90,453.44	343,790.09	311,560.28	2,046,571.53	<b>Drawings</b>
<b>Pagesat e Borxhit</b>	336,341.10	48,364.46	57,103.35	51,234.90	493,043.81	<b>Debt Service</b>
-Principal	168,559.23	31,996.92	34,161.14	25,954.36	260,671.65	-Principal
-Interes	167,781.87	16,367.54	22,942.21	25,280.54	232,372.16	-Interest

\*\*) Përfshihen të dhënat për periudhën 1991-2006

\*\*\*) Deri më 30.09.2009

Ne këto tabela nuk përfshihen kredia e FMN-se

\*\*\*) Cumulative data (1991-2006)

\*\*\*) As of September 30, 2009

IMF credit is not included



**BORXHI I JASHEM I GARANTUAR I SHQIPERISE  
TE DHENA PERMBLEDHESE**

**EXTERNAL PUBLICLY GUARANTEED DEBT OF ALBANIA  
SUMMARIZED DATA**

(EUR'000)

Klasifikimi	Deri ne 31.12.2006 Up to 31.12.2006	2007	2008	2009-Q3	GJITHSEJ TOTAL	Classification
<b>I. TE DHENA KUMULATIVE</b>						<b>I. CUMULATIVE DATA (STOCK)</b>
<b>Borxhi Neto</b>	207,402.22	225,102.94	255,311.08	295,243.58	295,243.58	<b>Debt Outstanding Disbursed (DOD)</b>
<b>Terheqjet</b>	247,178.81	281,660.28	316,924.42	364,768.33	364,768.33	<b>Drawings</b>
<b>Pagesat e Borxhit</b>	58,381.15	73,415.85	91,994.55	105,075.84	105,075.84	<b>Debt Service</b>
-Principal	32,663.69	41,333.80	52,768.91	60,718.27	60,718.27	-Principal
-Interes	25,717.46	32,082.05	39,225.64	44,357.57	44,357.57	-Interest
<b>Borxhi i nenshkruar i paterhequr</b>	152,896.06	133,965.16	112,669.28	64,685.36	64,685.36	<b>Committed Undisbursed Balance (CUB)</b>
<b>II. TE DHENA VJETORE</b>						<b>II. ANNUAL DATA (FLOWS)</b>
<b>Terheqjet</b>	247,178.81	34,481.47	35,264.14	47,843.91	364,768.33	<b>Drawings</b>
<b>Pagesat e Borxhit</b>	58,381.15	15,034.70	18,578.70	13,081.29	105,075.84	<b>Debt Service</b>
-Principal	32,663.69	8,670.11	11,435.11	7,949.36	60,718.27	-Principal
-Interes	25,717.46	6,364.59	7,143.59	5,131.93	44,357.57	-Interest

\*) Përfshihen të dhënat për periudhën 1991-2006

\*\*\*) Deri më 30.09.2009

\*) Cumulative data (1991-2006)

\*\*\*) As of September 30, 2009

**BORXHI I JASHEM\* AFATGJATE I SHQIPERISE**  
**TERHEQJET NE VITE NGA KREDITE E HUAJA SIPAS KREDITOREVE**

**CENTRAL GOVERNMENT LONG-TERM EXTERNAL DEBT\***  
**DRAWINGS BY YEARS AND BY CREDITORS**

(EUR'000)

Sipas kreditoreve	Deri ne 31.12.2006 Up to 31.12.2006	2007	2008	2009			TOTALI	By Creditors
				Q1	Q2	Q3		
-Shumepalesh (I)	910,947.67	98,980.05	112,831.36	41,300.86	43,057.00	32,008.05	1,239,124.99	-Multilateral (I)
CEB	9,975.04	8,400.00	15,409.21	1,838.00	5,900.00	10,400.00	51,922.25	CEB
IBRD	-	3,850.00	8,084.61	724.12	1,629.82	2,515.98	16,804.53	IBRD
EC	9,000.00	-	-	-	-	-	9,000.00	EC
EBRD	81,107.00	14,509.37	24,787.69	13,505.21	10,629.82	4,988.38	149,527.47	EBRD
EIB	99,374.23	30,949.19	31,763.99	12,900.00	9,688.60	4,000.00	188,676.01	EIB
IDA	625,053.85	35,019.72	18,529.78	7,593.95	9,282.89	5,305.05	700,785.24	IDA
IDB	34,065.34	4,941.73	9,447.71	3,033.88	3,667.44	3,673.05	58,829.15	IDB
IFAD	29,729.96	731.69	1,508.25	285.06	307.13	140.92	32,703.01	IFAD
OPEC	22,642.25	578.35	3,300.12	1,420.64	1,951.30	984.67	30,877.33	OPEC
-Dypalesh (II)	545,513.24	25,954.86	36,222.87	16,096.44	23,980.27	10,361.57	658,129.25	-Bilateral (II)
AUSTRIA	4,505.72	-	-	-	-	1,123.20	5,628.92	AUSTRIA
BULLGARI	75.87	-	-	-	-	-	75.87	BULGARIA
CEKI	8,492.02	-	-	-	-	-	8,492.02	CZECH REP.
GREQI	49,345.60	-	-	-	-	-	49,345.60	GREECE
GJERMANI	112,219.57	13,527.34	10,742.53	6,785.61	10,740.74	4,312.46	158,328.25	GERMANY
HUNGARI	11,922.10	-	-	-	-	-	11,922.10	HUNGARY
ITALI	134,787.21	6,787.55	17,103.56	5,873.90	10,833.94	875.99	176,262.15	ITALY
JAPONI	52,712.70	-	-	-	-	-	52,712.70	JAPAN
JUGOSLLAVI	45.29	-	-	-	-	-	45.29	YUGOSLAVIA
MAQEDONI	975.62	-	-	-	-	-	975.62	MACEDONIA
TURQI	26,863.37	-	-	-	-	-	26,863.37	TURKEY
KUVAIT	37,491.47	1,642.41	3,036.11	725.69	356.15	375.93	43,627.76	KUWAIT
KINE	41,093.78	-	-	-	-	-	41,093.78	CHINA
KOREA	18,798.86	3,047.67	205.55	-	-	-	22,052.08	SOUTH KOREA
POLONI	918.69	-	-	-	-	-	918.69	POLAND
RUMANI	4,501.61	-	-	-	-	-	4,501.61	ROMANIA
SPANJE	-	949.89	735.51	2,139.40	706.71	1,860.79	6,392.30	SPAIN
SLOVAKI	4,296.48	-	-	-	-	-	4,296.48	SLOVAKIA
SUEDI	3,138.72	-	-	-	-	-	3,138.72	SWEDEN
NORVEGJI	28,856.59	-	-	-	-	-	28,856.59	NORWAY
HOLLANDE	-	-	4,399.61	571.84	1,342.73	1,813.20	8,127.38	NETHERLANDS
ZVICRA	4,471.97	-	-	-	-	-	4,471.97	SWITZERLAND
Kreditore Private (III)	-	-	230,000.00	-	95,000.00	97,600.00	422,600.00	Private Creditors (III)
Kreditore Private	-	-	230,000.00	-	95,000.00	97,600.00	422,600.00	Private Creditors
-Klubi i Parisit (IV)	91,485.62	-	-	-	-	-	91,485.62	-Paris Club (IV)
AUSTRI	8,852.10	-	-	-	-	-	8,852.10	AUSTRIA
ANGLI	22.22	-	-	-	-	-	22.22	UNITED KINGDOM
DANIMARKE	115.19	-	-	-	-	-	115.19	DENMARK
FRANCE	21,849.28	-	-	-	-	-	21,849.28	FRANCE
GJERMANI	13,138.90	-	-	-	-	-	13,138.90	GERMANY
HOLLANDE	1,178.12	-	-	-	-	-	1,178.12	NETHERLANDS
ITALI	7,570.21	-	-	-	-	-	7,570.21	ITALY
JAPONI	244.32	-	-	-	-	-	244.32	JAPAN
RUSI	38,515.28	-	-	-	-	-	38,515.28	RUSSIA
<b>GJITHSEJ (I+II+III+IV)</b>	<b>1,547,946.53</b>	<b>124,934.91</b>	<b>379,054.23</b>	<b>57,397.30</b>	<b>162,037.27</b>	<b>139,969.62</b>	<b>2,411,339.86</b>	<b>TOTAL (I+II+III+IV)</b>

\*) Përfshin borxhin shtetëror dhe shtetëror të garantuar (Tabela II.1 + Tabela II.2)

Ne këto tabele nuk përfshihen kredia e FMN-se

\*) Deri më 30.09.2009

\*) Includes external direct and external guaranteed debt (Table II.1 + Table II.2)

IMF credit is not included

\*\*) As of September 30, 2009

**BORXHI I JASHTEM I QEVERISE QENDRORE  
TERHEQJET NE VITE NGA KREDITE E HUAJA SIPAS KREDITOREVE**

**CENTRAL GOVERNMENT LONG-TERM EXTERNAL DEBT  
DRAWINGS BY YEARS AND BY CREDITORS**

(EURO'000)

Sipas kreditoreve	Deri ne 31.12.2006 Up to 31.12.2006	2007	2008	2009			TOTALI	By Creditors
				Q1	Q2	Q3		
-Shumepalesh (I)	817,175.33	72,611.01	83,582.11	22,447.41	33,063.96	30,030.62	1,058,910.44	-Multilateral (I)
CEB	9,975.04	8,400.00	15,409.21	1,838.00	5,900.00	10,400.00	51,922.25	CEB
IBRD	-	3,850.00	8,084.61	724.12	1,629.82	2,515.98	16,804.53	IBRD
EC	9,000.00	-	-	-	-	-	9,000.00	EC
EBRD	16,986.68	7,140.33	10,538.44	4,051.76	636.78	3,010.95	42,364.94	EBRD
EIB	69,722.21	11,949.19	16,763.99	3,500.00	9,688.60	4,000.00	115,623.99	EIB
IDA	625,053.85	35,019.72	18,529.78	7,593.95	9,282.89	5,305.05	700,785.24	IDA
IDB	34,065.34	4,941.73	9,447.71	3,033.88	3,667.44	3,673.05	58,829.15	IDB
IFAD	29,729.96	731.69	1,508.25	285.06	307.13	140.92	32,703.01	IFAD
OPEC	22,642.25	578.35	3,300.12	1,420.64	1,951.30	984.67	30,877.33	OPEC
-Dypalesh (II)	392,152.91	17,842.43	30,207.98	12,224.70	13,573.82	7,619.77	473,621.61	-Bilateral (II)
AUSTRIA	4,505.72	-	-	-	-	1,123.20	5,628.92	AUSTRIA
BULLGARI	75.87	-	-	-	-	-	75.87	BULGARIA
CEKI	8,492.02	-	-	-	-	-	8,492.02	CZECH REP.
GREQI	40,541.49	-	-	-	-	-	40,541.49	GREECE
GJERMANI	69,199.77	9,427.23	6,083.30	2,913.87	334.29	1,570.66	89,529.12	GERMANY
HUNGARI	11,922.10	-	-	-	-	-	11,922.10	HUNGARY
ITALI	88,611.28	5,822.90	15,953.45	5,873.90	10,833.94	875.99	127,971.46	ITALY
JAPONI	16,151.07	-	-	-	-	-	16,151.07	JAPAN
JUGOSLLAVI	45.29	-	-	-	-	-	45.29	YUGOSLAVIA
MAQEDONI	975.62	-	-	-	-	-	975.62	MACEDONIA
TURQI	26,863.37	-	-	-	-	-	26,863.37	TURKEY
KUVAIT	37,491.47	1,642.41	3,036.11	725.69	356.15	375.93	43,627.76	KUWAIT
KINE	41,093.78	-	-	-	-	-	41,093.78	CHINA
POLONI	918.69	-	-	-	-	-	918.69	POLAND
RUMANI	4,501.61	-	-	-	-	-	4,501.61	ROMANIA
SPANJE	-	949.89	735.51	2,139.40	706.71	1,860.79	6,392.30	SPAIN
SLOVAKI	4,296.48	-	-	-	-	-	4,296.48	SLOVAKIA
SUEDI	3,138.72	-	-	-	-	-	3,138.72	SWEDEN
NORVEGJI	28,856.59	-	-	-	-	-	28,856.59	NORWAY
HOLLANDE	-	-	4,399.61	571.84	1,342.73	1,813.20	8,127.38	NETHERLANDS
ZVICRA	4,471.97	-	-	-	-	-	4,471.97	SWITZERLAND
Kreditore Private (III)	-	-	230,000.00	-	95,000.00	97,600.00	422,600.00	Private Creditors (III)
Kreditore Private	-	-	230,000.00	-	95,000.00	97,600.00	422,600.00	Private Creditors
-Klubi i Parisit (IV)	91,439.48	-	-	-	-	-	91,439.48	-Paris Club (IV)
AUSTRI	8,852.10	-	-	-	-	-	8,852.10	AUSTRIA
ANGLI	22.22	-	-	-	-	-	22.22	UNITED KINGDOM
DANIMARKE	115.19	-	-	-	-	-	115.19	DENMARK
FRANCE	21,849.28	-	-	-	-	-	21,849.28	FRANCE
GJERMANI	13,138.90	-	-	-	-	-	13,138.90	GERMANY
HOLLANDE	1,178.12	-	-	-	-	-	1,178.12	NETHERLANDS
ITALI	7,570.21	-	-	-	-	-	7,570.21	ITALY
JAPONI	198.18	-	-	-	-	-	198.18	JAPAN
RUSI	38,515.28	-	-	-	-	-	38,515.28	RUSSIA
<b>GJITHSEJ (I+II+III+IV)</b>	<b>1,300,767.72</b>	<b>90,453.44</b>	<b>343,790.09</b>	<b>34,672.11</b>	<b>141,637.78</b>	<b>135,250.39</b>	<b>2,046,571.53</b>	<b>TOTAL (I+II+III+IV)</b>

Ne kete table nuk perfshihet kredia e FMN-se

\*) Deri me 30.09.2009

IMF credit is not included

\*\*) As of September 30, 2009

**BORXHI I JASHEM I GARANTUAR I SHQIPERISE  
TERHEQJET NE VITE NGA KREDITE E HUAJA SIPAS KREDITOREVE**

**EXTERNAL PUBLICLY GUARANTEED DEBT OF ALBANIA  
DRAWINGS BY YEARS AND BY CREDITORS**

**(EUR'000)**

Sipas kreditoreve	Deri ne 31.12.2006 Up to 31.12.2006	2007	2008	2009			GJITHSEJ TOTAL	By Creditors
				Q1	Q2	Q3		
-Shumepalesh (I)	93,772.34	26,369.04	29,249.25	18,853.45	9,993.04	1,977.43	180,214.55	-Multilateral (I)
EBRD	64,120.32	7,369.04	14,249.25	9,453.45	9,993.04	1,977.43	107,162.53	EBRD
EIB	29,652.02	19,000.00	15,000.00	9,400.00			73,052.02	EIB
-Dypalesh (II)	153,360.33	8,112.43	6,014.89	3,871.74	10,406.45	2,741.80	184,507.64	-Bilateral (II)
GJERMANI	43,019.80	4,100.11	4,659.23	3,871.74	10,406.45	2,741.80	68,799.13	GERMANY
GREQI	8,804.11	-	-				8,804.11	GREECE
ITALI	46,175.93	964.65	1,150.11				48,290.69	ITALY
JAPONI	36,561.63	-	-				36,561.63	JAPAN
KOREA	18,798.86	3,047.67	205.55				22,052.08	SOUTH KOREA
-Klubi Parisit (III)	46.14	-	-	-	-	-	46.14	-Paris Club (III)
JAPONI	46.14	-	-	-	-	-	46.14	JAPAN
<b>GJITHSEJ (I+II+III)</b>	<b>247,178.81</b>	<b>34,481.47</b>	<b>35,264.14</b>	<b>22,725.19</b>	<b>20,399.49</b>	<b>4,719.23</b>	<b>364,768.33</b>	<b>TOTAL (I+II+III)</b>

\*) Deri me 30.09.2009

\*\*) As of September 30, 2009

**BORXHI I JASHEM\* AFATGJATE I SHQIPERISE  
TERHEQJET NE VITE SIPAS SEKTOREVE EKONOMIKE**

**LONG-TERM EXTERNAL DEBT\* OF ALBANIA  
DRAWINGS BY ECONOMIC SECTORS**

								(EUR'000)	
Sipas sektoreve ekonomike	Deri ne 31.12.2006 Up to 31.12.2006	2007	2008	2009			GJITHSEJ TOTAL	By Economic Sectors	
				Q1	Q2	Q3			
ADMINISTRATA SHTETERORE	31,162.53	1,721.83	(2.29)	-	-	-	32,882.07	Public Administration	
ARESIMI	26,595.41	9,720.18	9,720.00	-	2,728.31	1,400.00	50,163.90	Education	
BILANCI I PAGESAVE	18,350.79	-	-	-	-	-	18,350.79	Balance of Payment	
BUJQESI, UJITJE	114,761.59	8,539.93	10,032.29	1,813.92	1,223.25	1,561.37	137,932.35	Agriculture-Irrigation	
ENERGJETIKE	262,035.20	38,727.96	44,800.72	34,344.41	31,516.89	10,495.19	421,920.37	Energy	
IMPORT MALLRASH DHE PAJISJESH	54,735.77	-	-	-	-	-	54,735.77	Import of Goods and Services	
INDUSTRI E LEHTE	2,556.46	-	-	-	-	-	2,556.46	Light Industry	
INFRASTRUKTURE URBANE DHE RURALE	45,517.08	3,246.07	7,213.27	559.50	372.02	428.08	57,336.02	Urban and Rural Infrastructure	
KLUBI I PARISIT DHE RISKEDULIME TE TJERA	206,313.72	-	-	-	-	-	206,313.72	Paris Club & Other Rescheduling	
MBESHTETJE PER BUXHETIN	234,584.78	7,340.24	-	-	95,000.00	97,600.00	434,525.02	Budgetary Support	
MBROJTJA	8,895.42	-	-	-	-	-	8,895.42	Defence	
MBROJTJA E MJEDISIT	1,385.73	1,129.51	260.57	254.67	-	-	3,030.48	Environmental Protection	
PYJE	7,224.11	-	-	-	-	-	7,224.11	Forestry	
SHENDETESI	39,579.82	6,696.88	2,733.76	1,592.84	6,373.00	1,717.93	58,694.23	Health	
SIGURIME SHOQ./TREGU I PUNES	11,480.86	1,718.78	2,825.25	112.31	24.40	-	16,161.60	Social Safety/Labor Market	
STREHIMI	14,066.73	-	2,189.21	1,338.00	-	-	20,593.94	Housing	
TELEKOMUNIKACION	14,692.75	-	-	-	-	-	14,692.75	Telecommunication	
TRANSPORT	236,960.34	29,878.33	278,320.27	14,892.36	14,881.65	19,754.18	594,687.13	Transport	
TRANSPORTI AJROR	23,638.12	-	-	-	-	-	23,638.12	Air Transport	
TRANSPORTI HEKURUDHOR	3,098.74	-	-	-	-	-	3,098.74	Rail Transport	
UJESJELLESA/KANALIZIME	90,825.96	14,833.50	13,798.65	2,171.65	9,906.06	2,764.03	134,299.85	Water Supply and Sewerage	
ZHVILL. SEK.PRIVAT	41,454.78	650.00	5,132.42	32.60	(295.46)	107.91	47,082.25	Enterprise Sector Development	
TE TJERA	26,534.40	-	-	-	-	-	26,534.40	Other	
ZHVILLIMI RURAL	31,495.81	731.69	2,030.10	285.06	307.13	1,140.92	35,990.71	Rural Development	
<b>GJITHSEJ</b>	<b>1,547,946.90</b>	<b>124,934.90</b>	<b>379,054.22</b>	<b>57,397.32</b>	<b>162,037.25</b>	<b>139,969.61</b>	<b>2,411,340.20</b>	<b>TOTAL</b>	

\*) Perfshin borxhin shteteror dhe shteteror te garantuar  
Ne kete tabelë nuk perfshihet kredia e FMN-se

\*\*) Deri me 30.09.2009

\*) Includes external public and external publicly guaranteed debt  
IMF credit is not included

\*\*) As of Sept. 30, 2009

**BORXHI I JASHEM\* AFATGJATE I SHQIPERISE**  
**BORXHI NETO SIPAS KREDITOREVE**

**LONG-TERM EXTERNAL PUBLIC DEBT\***  
**DEBT OUTSTANDING DISBURSED BY CREDITORS**

(EUR'000)

Sipas kreditoreve	31.12.2007	31.12.2008	30.09.2009	By Creditors
-Shumepalesh (I)	810,935.86	919,365.11	1,002,754.18	-Multilateral (I)
CEB	17,592.98	33,174.51	51,094.92	CEB
EBRD	61,566.76	77,854.04	101,234.82	EBRD
EC	9,000.00	9,000.00	9,000.00	EC
EIB	106,701.83	134,174.08	156,730.34	EIB
IBRD	3,850.00	11,934.67	16,804.61	IBRD
IDA	549,791.26	577,308.87	581,348.74	IDA
IDB	28,401.90	37,846.45	46,372.34	IDB
IFAD	24,362.51	26,027.40	25,848.43	IFAD
OPEC	9,668.62	12,045.09	14,319.98	OPEC
-Dypalesh (II)	323,505.25	357,769.66	396,596.39	-Bilateral (II)
GJERMANI	107,815.99	116,958.59	137,707.06	GERMANY
GREQI	13,194.74	12,943.47	12,731.86	GREECE
AUSTRI			1,123.20	AUSTRIA
ITALI	117,741.41	129,962.73	143,526.59	ITALY
JAPONI	36,386.64	45,045.92	42,174.96	JAPAN
KINE	1,263.33	1,319.90	1,267.50	CHINA
KUVAIT	21,790.77	23,734.21	22,866.59	KUWAIT
NORVEGJI	7,557.76	6,141.48	4,706.22	NORWAY
HOLLANDE		4,399.60	7,811.63	NETHERLANDS
SPANJE	948.85	1,740.07	5,995.02	SPAIN
KOREA	16,805.76	15,523.69	16,685.76	SOUTH KOREA
Kreditore private (III)		230,000.00	422,600.00	Private Creditors (III)
KREDITORE PRIVATE		230,000.00	422,600.00	PRIVATE CREDITORS
-Borxhi i riseduluar (IV) (A+B)	75,925.68	70,753.02	93,920.75	-Rescheduled Debt (IV) (A+B)
-Klubi i Parisit (A)	27,358.05	27,214.00	25,545.22	-Paris Club (A)
GJERMANI	997.02	332.34	-	GERMANY
ITALI	2,752.13	2,661.91	2,550.06	ITALY
RUSI	23,608.90	24,219.75	22,995.16	RUSSIA
-Te tjere (B)	48,567.63	43,539.02	68,375.53	-Others (B)
TURQI	12,635.33	11,648.06	10,439.91	TURKEY
GREQI			29,115.48	GREECE
KINE	17,955.14	16,414.27	14,636.70	CHINA
HUNGARI	5,783.78	5,035.65	4,835.73	HUNGARY
GJERMANI	2,210.45	1,473.63	1,105.22	GERMANY
RUMANIA	2,757.61	2,496.95	2,028.92	ROMANIA
SLLOVAKI	2,408.44	2,156.82	2,071.19	SLOVAK REP.
ÇEKI	4,816.88	4,313.64	4,142.38	CZECH REP.
<b>GJITHSEJ (I+II+III+IV)</b>	<b>1,210,366.79</b>	<b>1,577,887.79</b>	<b>1,915,871.32</b>	<b>TOTAL (I+II+III+IV)</b>

\*) Perfishin borxhin shteteror dhe shteteror te garantuar  
 Ne kete tabelë nuk perfishihet kredia e FMN-se

\*\*) Deri me 30.09.2009

\*) Includes external public and external publicly guaranteed debt  
 IMF credit is not included

\*\*) As of 30 September, 2009

**BORXHI I JASHEM I QEVERISE QENDRORE**  
**BORXHI NETO SIPAS KREDITOREVE**

**CENTRAL GOVERNMENT EXTERNAL DEBT**  
**DEBT OUTSTANDING DISBURSED BY CREDITORS**

(EUR'000)

Sipas kreditoreve	31.12.2007	31.12.2008	30.09.2009	By Creditors
-Shumepalesh (I)	725,886.21	812,873.39	870,740.16	-Multilateral (I)
CEB	17,592.98	33,174.51	51,094.92	CEB
EBRD	21,294.89	30,417.88	36,761.82	EBRD
EC	9,000.00	9,000.00	9,000.00	EC
EIB	61,924.05	75,118.52	89,189.32	EIB
IBRD	3,850.00	11,934.67	16,804.61	IBRD
IDA	549,791.26	577,308.87	581,348.74	IDA
IDB	28,401.90	37,846.45	46,372.34	IDB
IFAD	24,362.51	26,027.40	25,848.43	IFAD
OPEC	9,668.62	12,045.09	14,319.98	OPEC
-Dypalesh (II)	183,451.96	208,950.30	233,366.83	-Bilateral (II)
GJERMANI	66,059.46	71,173.46	75,170.90	GERMANY
GREQI	4,390.63	4,139.36	3,927.75	GREECE
AUSTRI			1,123.20	AUSTRIA
ITALI	70,976.46	83,410.08	98,459.72	ITALY
JAPONI	10,464.70	12,892.14	12,038.30	JAPAN
KINE	1,263.33	1,319.90	1,267.50	CHINA
KUVAIT	21,790.77	23,734.21	22,866.59	KUWAIT
NORVEGJI	7,557.76	6,141.48	4,706.22	NORWAY
HOLLAND		4,399.60	7,811.63	NETHERLANDS
SPANJA	948.85	1,740.07	5,995.02	SPAIN
Kreditore Private (III)		230,000.00	422,600.00	Private Creditors(III)
KREDITORE PRIVATE		230,000.00	422,600.00	PRIVATE CREDITORS
-Borxhi i riskeduluar (IV) (A+B)	75,925.68	70,753.02	93,920.75	-Rescheduled Debt (IV) (A+B)
-Klubi i Parisit (A)	27,358.05	27,214.00	25,545.22	-Paris Club (A)
GJERMANI	997.02	332.34	-	GERMANY
ITALI	2,752.13	2,661.91	2,550.06	ITALY
RUSI	23,608.90	24,219.75	22,995.16	RUSSIA
-Te tjere (B)	48,567.63	43,539.02	68,375.53	-Others (B)
TURQI	12,635.33	11,648.06	10,439.91	TURKEY
GREQI			29,115.48	GREECE
KINE	17,955.14	16,414.27	14,636.70	CHINA
HUNGARI	5,783.78	5,035.65	4,835.73	HUNGARY
GJERMANI	2,210.45	1,473.63	1,105.22	GERMANY
RUMANIA	2,757.61	2,496.95	2,028.92	ROMANIA
SLLOVAKI	2,408.44	2,156.82	2,071.19	SLOVAK REP.
ÇEKI	4,816.88	4,313.64	4,142.38	CZECH REP.
<b>GJITHSEJ (I+II+III+IV)</b>	<b>985,263.85</b>	<b>1,322,576.71</b>	<b>1,620,627.74</b>	<b>TOTAL (I+II+III+IV)</b>

Ne kete tabelë nuk përfshihet kredia e FMN-se

\*\*) Deri me 30.09.2009

IMF credit is not included

\*\*) As of September 30, 2009

**BORXHI I JASHEM I GARANTUAR I SHQIPERISE**  
**BORXHI NETO SIPAS KREDITOREVE**

**EXTERNAL PUBLICLY GUARANTEED DEBT OF ALBANIA**  
**DEBT OUTSTANDING DISBURSED BY CREDITORS**

**(EUR'000)**

Sipas kreditoreve	31.12.2007	31.12.2008	30.09.2009	By Creditors
-Shumepalesh (I)	85,049.65	106,491.72	132,014.02	-Multilateral (I)
EBRD	40,271.87	47,436.16	64,473.00	EBRD
EIB	44,777.78	59,055.56	67,541.02	EIB
-Dypalesh (II)	140,053.29	148,819.36	163,229.56	-Bilateral (II)
GJERMANI	41,756.53	45,785.13	62,536.16	GERMANY
GREQI	8,804.11	8,804.11	8,804.11	GREECE
ITALI	46,764.95	46,552.65	45,066.87	ITALY
JAPONI	25,921.94	32,153.78	30,136.66	JAPAN
KOREA	16,805.76	15,523.69	16,685.76	SOUTH KOREA
<b>GJITHSEJ (I+II)</b>	<b>225,102.94</b>	<b>255,311.08</b>	<b>295,243.58</b>	<b>TOTAL (I+II)</b>

\*) Deri me 30.09.2009

\*) As of September 30, 2009



**BORXHI I JASHEM\* AFATGJATE I SHQIPERISE  
BORXHI NETO SIPAS MONEDHAVE**

**LONG-TERM EXTERNAL PUBLIC DEBT\*  
DOD BY CURRENCY**

(EUR'000)

Monedha Currency	2009 Q3	%
ACU	46,372.34	2.42
EUR	1,059,254.54	55.29
JPY	42,174.97	2.20
KWD	22,866.59	1.19
KRW	16,685.77	0.87
SDR	607,197.18	31.69
USD	121,319.97	6.33
<b>TOTAL</b>	<b>1,915,871.36</b>	<b>100.00</b>

\*) Përfshin borxhin e jashtëm shtetëror dhe shtetëror të garantuar

\*\*\*) Deri më 30.09.2009

Nuk përfshihet kredia e FMN-se

\*) Includes external public and external publicly guaranteed debt

\*\*\*) As of September 30, 2009

IMF credit is not included

**BORXHI I JASHEM\* AFATGJATE I SHQIPERISE  
PJESA E PATERHEQUR E KREDIVE**

**LONG-TERM EXTERNAL PUBLIC DEBT\*  
COMMITTED UNDISBURSED BALANCE**

(EUR'000)

<b>Sipas kreditoreve</b>	<b>2007</b>	<b>2008</b>	<b>2009-Q3</b>	<b>By Creditors</b>
<b>-Shumepalesh (I)</b>	<b>399,826.54</b>	<b>429,880.29</b>	<b>424,938.42</b>	<b>-Multilateral (I)</b>
CEB	38,133.88	38,824.70	65,696.80	CEB
EBRD	64,437.26	76,017.47	81,386.15	EBRD
EIB	117,828.60	109,064.61	82,476.01	EIB
IBRD	31,050.00	22,965.33	21,505.89	IBRD
IDA	102,653.07	122,255.69	102,318.41	IDA
IDB	22,725.11	41,685.62	41,411.24	IDB
IFAD	5,485.39	4,107.14	9,626.10	IFAD
OPEC	17,513.23	14,959.73	20,517.82	OPEC
<b>-Dypalesh (II)</b>	<b>267,346.48</b>	<b>354,013.71</b>	<b>357,242.76</b>	<b>-Bilateral (II)</b>
GJERMANI	58,199.01	54,956.48	49,617.65	GERMANY
GREQI			33,502.57	GREECE
ITALI	198,279.22	181,127.43	163,543.60	ITALY
JAPONI	-	87,545.68	84,472.54	JAPAN
KUVAIT	5,300.48	17,467.30	15,069.85	KUWAIT
AUSTRI			6,364.80	AUSTRIA
HOLLANDE		8,047.93	4,320.20	NETHERLANDS
SPANJA	5,376.84	4,868.89	351.55	SPAIN
KOREA	190.93	-		SOUTH KOREA
<b>GJITHSEJ (I+II)</b>	<b>667,173.02</b>	<b>783,894.00</b>	<b>782,181.18</b>	<b>TOTAL (I+II)</b>

\*) Perfshin borxhin shtetëror dhe shtetëror të garantuar

\*\*) Deri më 30.09.2009

Ne këto tabele nuk përfshihet kredia e FMN-se

\*) Includes external public and external publicly guaranteed debt

\*\*) As of September 30, 2009

IMF credit is not included

**BORXHI I JASHEM I QEVERISE QENDRORE  
PJESA E PATERHEQUR E KREDIVE**

**CENTRAL GOVERNMENT EXTERNAL DEBT  
COMMITTED UNDISBURSED BALANCE**

(EUR'000)

<b>Sipas kreditoreve</b>	<b>2007</b>	<b>2008</b>	<b>2009-Q3</b>	<b>By Creditors</b>
<b>-Shumepalesh (I)</b>	<b>316,848.95</b>	<b>362,151.96</b>	<b>388,174.01</b>	<b>-Multilateral (I)</b>
CEB	38,133.88	38,824.70	65,696.80	CEB
EBRD	7,459.67	19,289.14	46,221.74	EBRD
EIB	91,828.60	98,064.61	80,876.01	EIB
IBRD	31,050.00	22,965.33	21,505.89	IBRD
IDA	102,653.07	122,255.69	102,318.41	IDA
IDB	22,725.11	41,685.62	41,411.24	IDB
IFAD	5,485.39	4,107.14	9,626.10	IFAD
OPEC	17,513.23	14,959.73	20,517.82	OPEC
<b>-Dypalesh (II)</b>	<b>216,358.91</b>	<b>309,072.76</b>	<b>329,321.81</b>	<b>-Bilateral (II)</b>
GJERMANI	23,720.07	25,136.77	36,817.94	GERMANY
GREQI			33,502.57	GREECE
ITALI	181,961.52	166,006.19	148,422.36	ITALY
JAPONI	-	87,545.68	84,472.54	JAPAN
KUVAIT	5,300.48	17,467.30	15,069.85	KUWAIT
AUSTRI			6,364.80	AUSTRIA
HOLLANDE	-	8,047.93	4,320.20	NEITHERLANDS
SPANJA	5,376.84	4,868.89	351.55	SPAIN
<b>GJITHSEJ (I+II)</b>	<b>533,207.86</b>	<b>671,224.72</b>	<b>717,495.82</b>	<b>TOTAL (I+II)</b>

\*) Deri me 30.09.2009

Ne kete tebele nuk perfshihet kredia e FMN-se

\*) As of September 30, 2009

IMF credit is not included

**BORXHI I JASHEM I GARANTUAR I SHQIPERISE  
PJESA E PATERHEQUR E KREDIVE**

**EXTERNAL PUBLICLY GUARANTEED DEBT OF ALBANIA  
COMMITTED UNDISBURSED BALANCE**

(EUR'000)

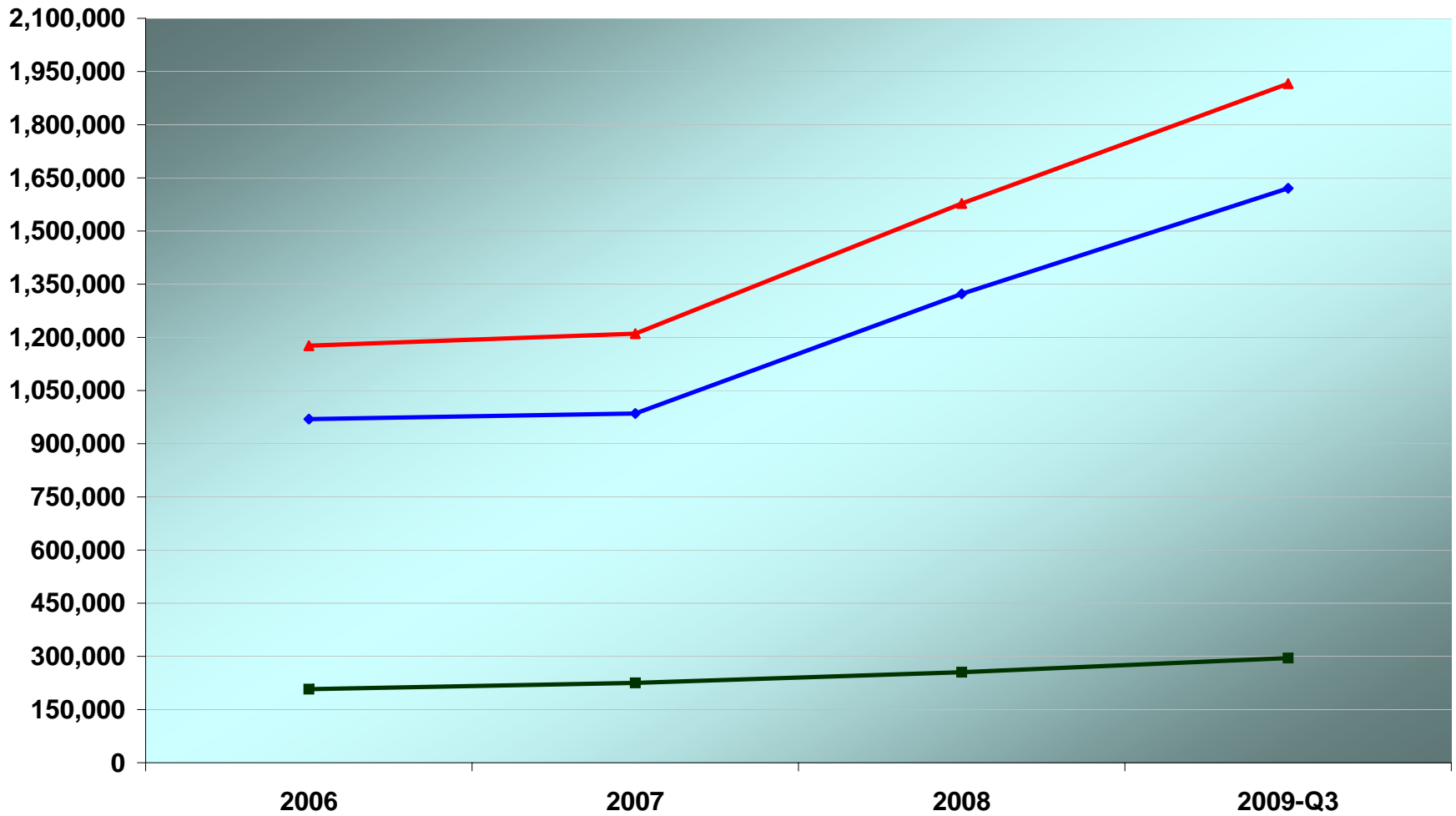
<b>Sipas kreditoreve</b>	<b>2007</b>	<b>2008</b>	<b>2009-Q3</b>	<b>By Creditors</b>
-Shumepalesh (I)	82,977.59	67,728.33	36,764.41	-Multilateral (I)
EBRD	56,977.59	56,728.33	35,164.41	EBRD
EIB	26,000.00	11,000.00	1,600.00	EIB
-Dypalesh (II)	50,987.57	44,940.95	27,920.95	-Bilateral (II)
GJERMANI	34,478.94	29,819.71	12,799.71	GERMANY
ITALI	16,317.70	15,121.24	15,121.24	ITALY
KOREA	190.93	-		SOUTH KOREA
<b>GJITHSEJ (I+II)</b>	<b>133,965.16</b>	<b>112,669.28</b>	<b>64,685.36</b>	<b>TOTAL (I+II)</b>

\*) Deri me 30.09.2009

\*) As of September 30, 2009

Euro'000

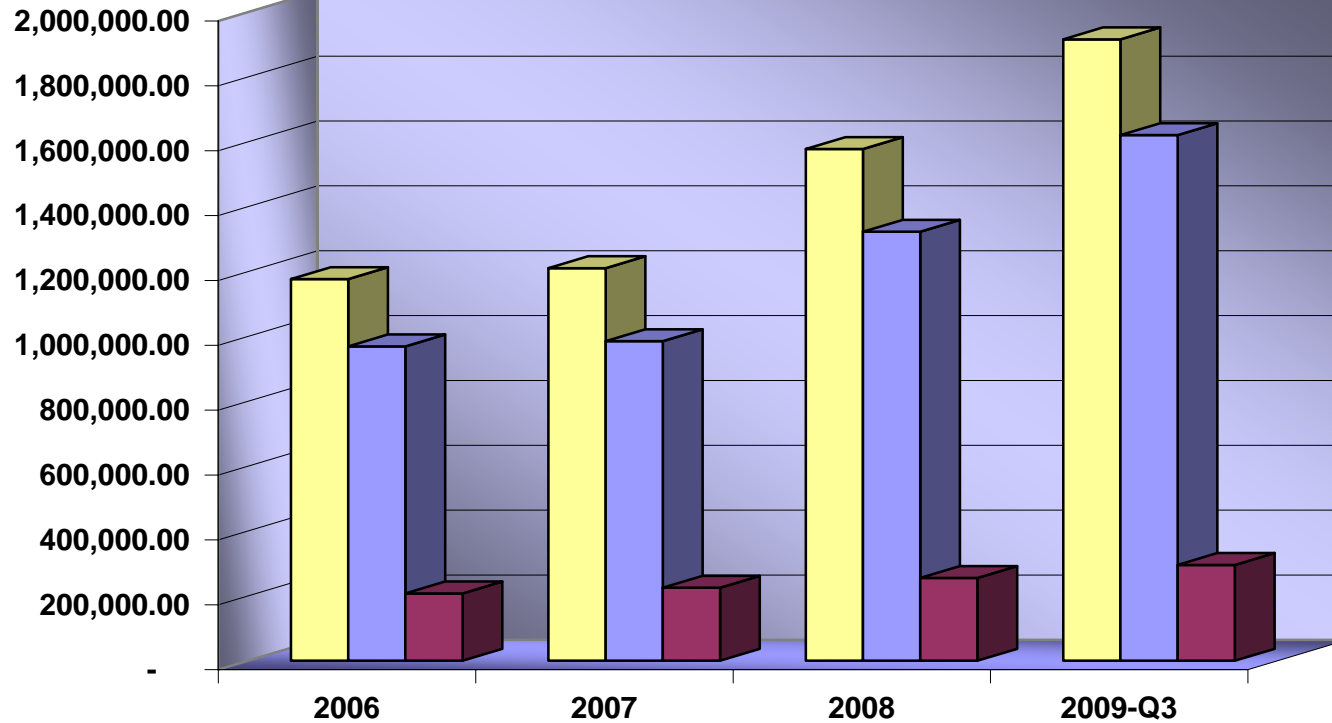
### Paraqitja Grafike e Ecurise se Stokut te Borxhit te Jashtem External Outstanding Debt



Stoku Shteteror Public Debt Outstanding Stoku i Garantuar Guaranteed Debt Outstanding Stoku Total Total Debt Outstanding

**Paraqitja Grafike e Ecurise se Stokut te Borxhit te Jashtem**  
**External Outstanding Debt**

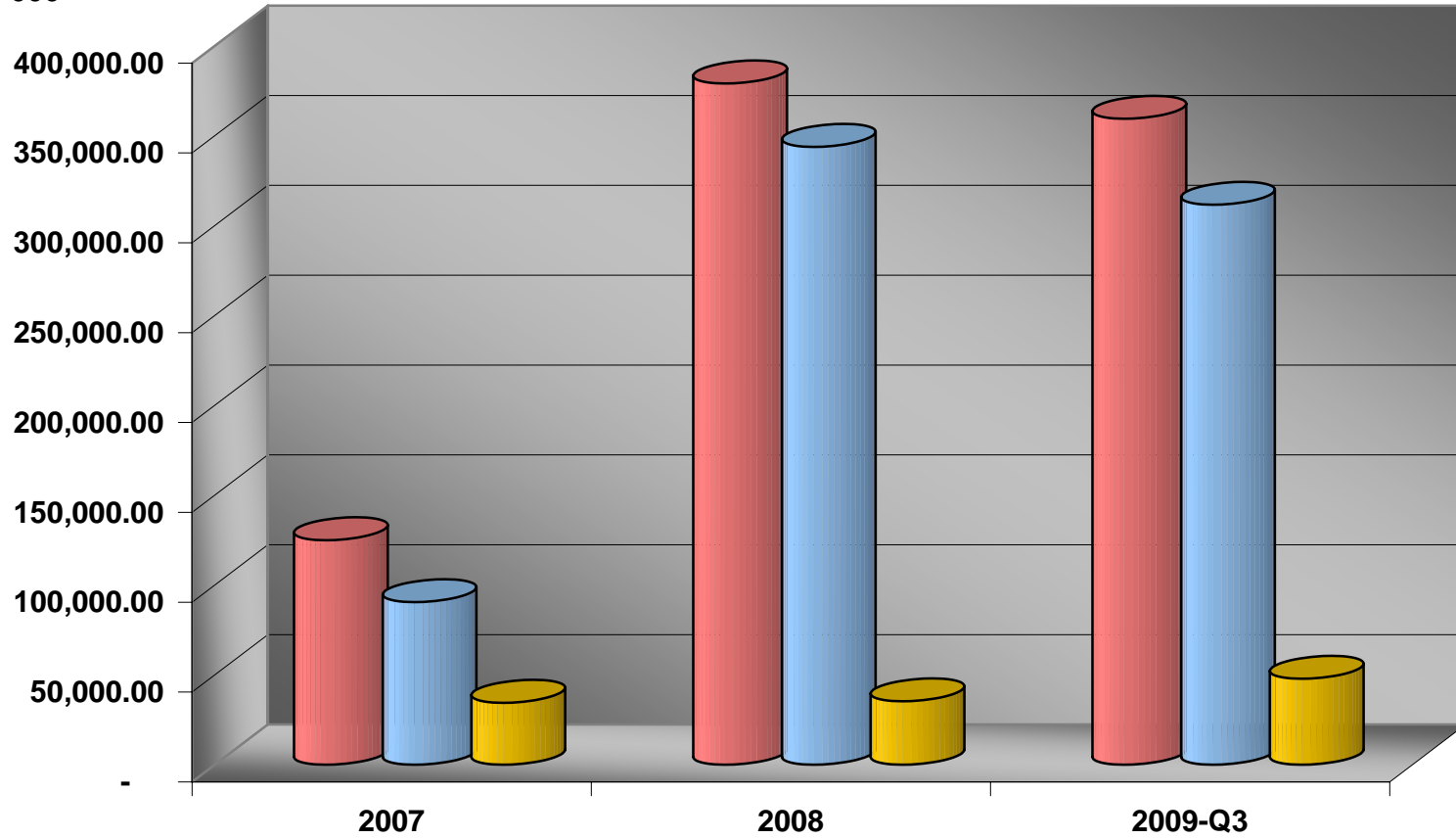
**Euro'000**



■ Stoku Total Total Debt outstanding ■ Stoku Shteteror Public Debt Outstanding ■ Stoku Garantuar Guaranteed Debt Outstanding

### Ecuria e Disbursimeve te Borxhit te Jashtem External Debt Drawings

Euro'000



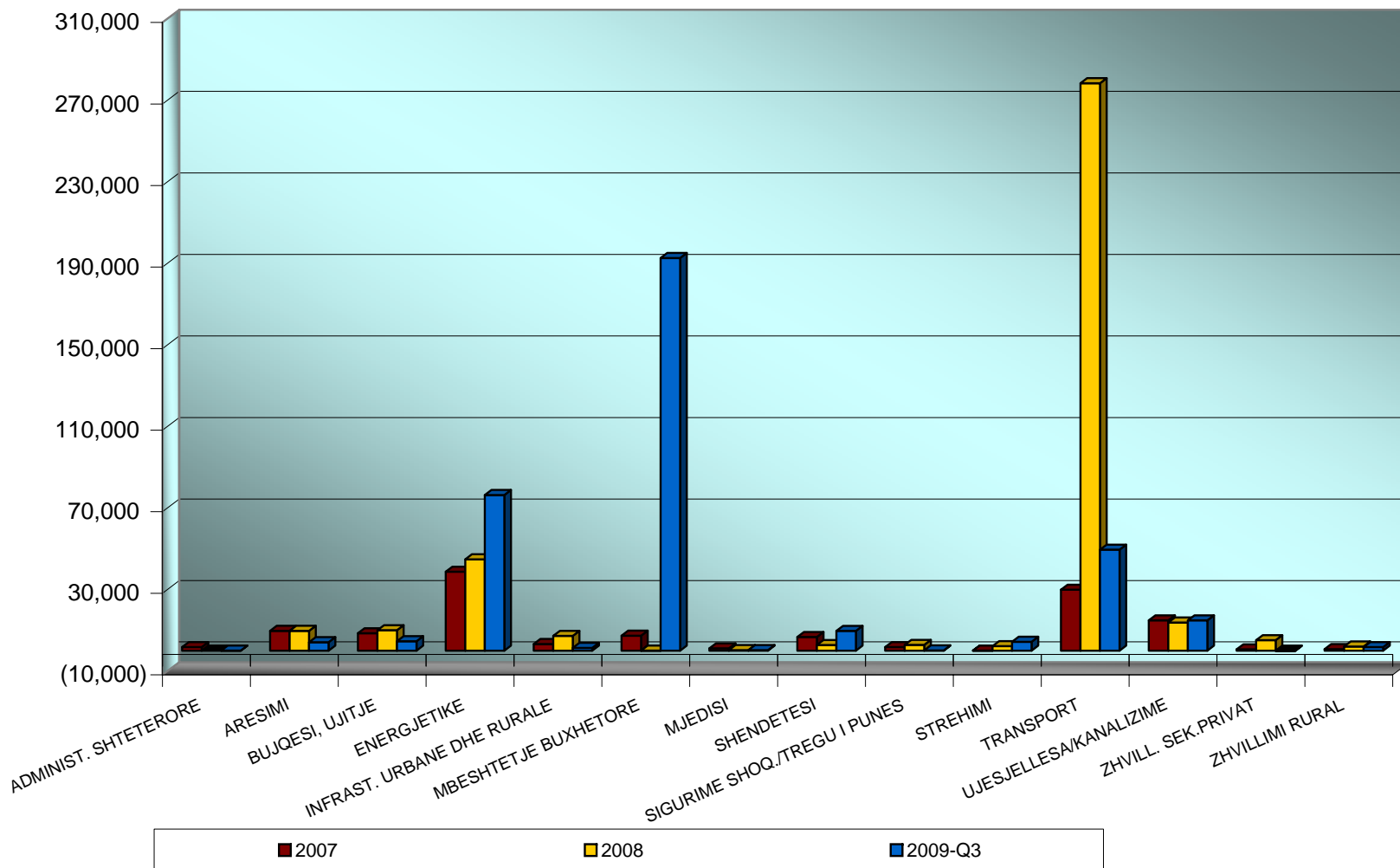
■ Disbursime Total Total Drawings

■ Shteteror Public Debt

■ Garanci Guaranteed

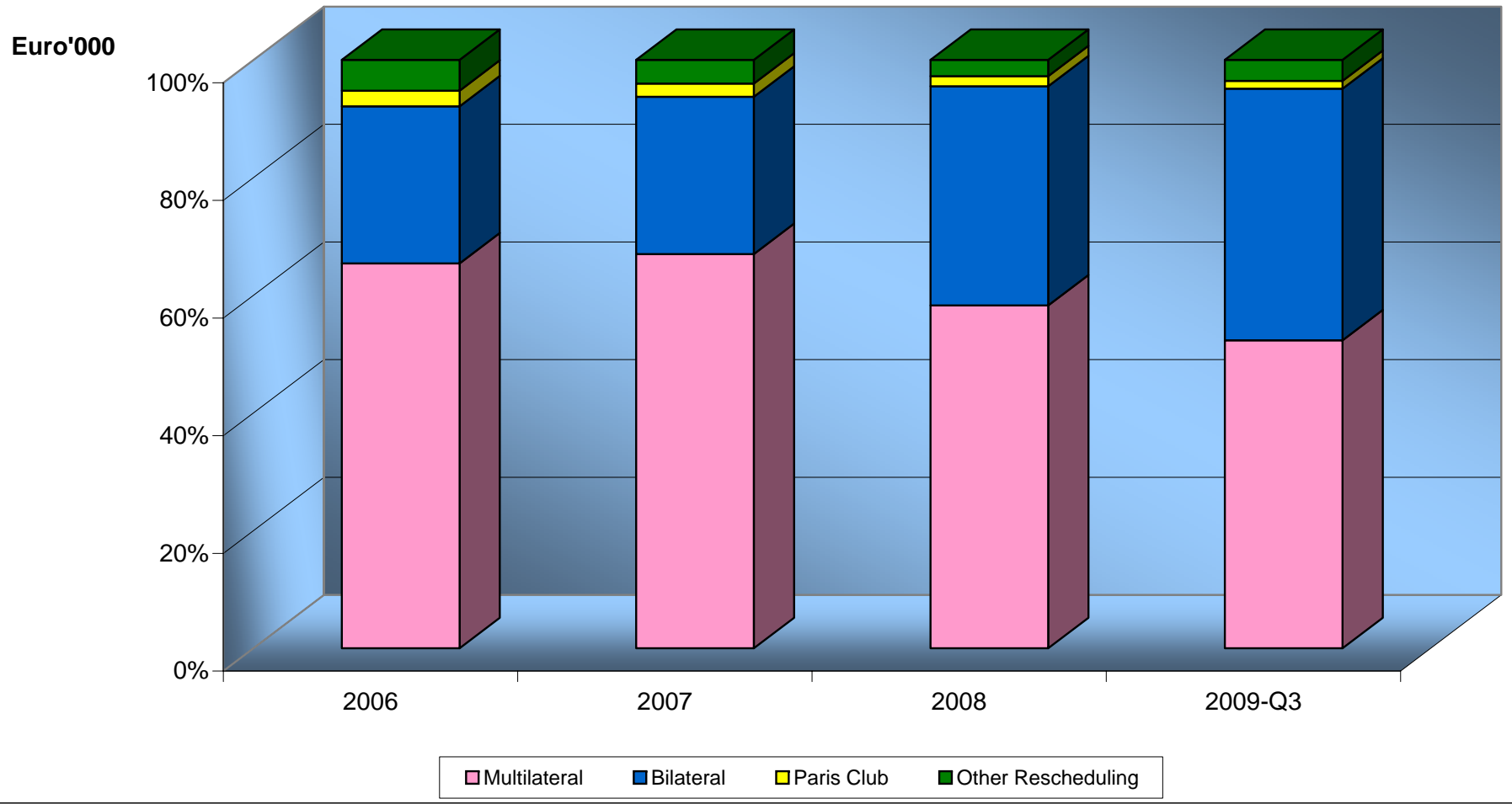
### Disbursimet e Borxhit te Jashtem sipas Sektoreve Ekonomike External Debt Drawings by Economic Sectors

Euro'000



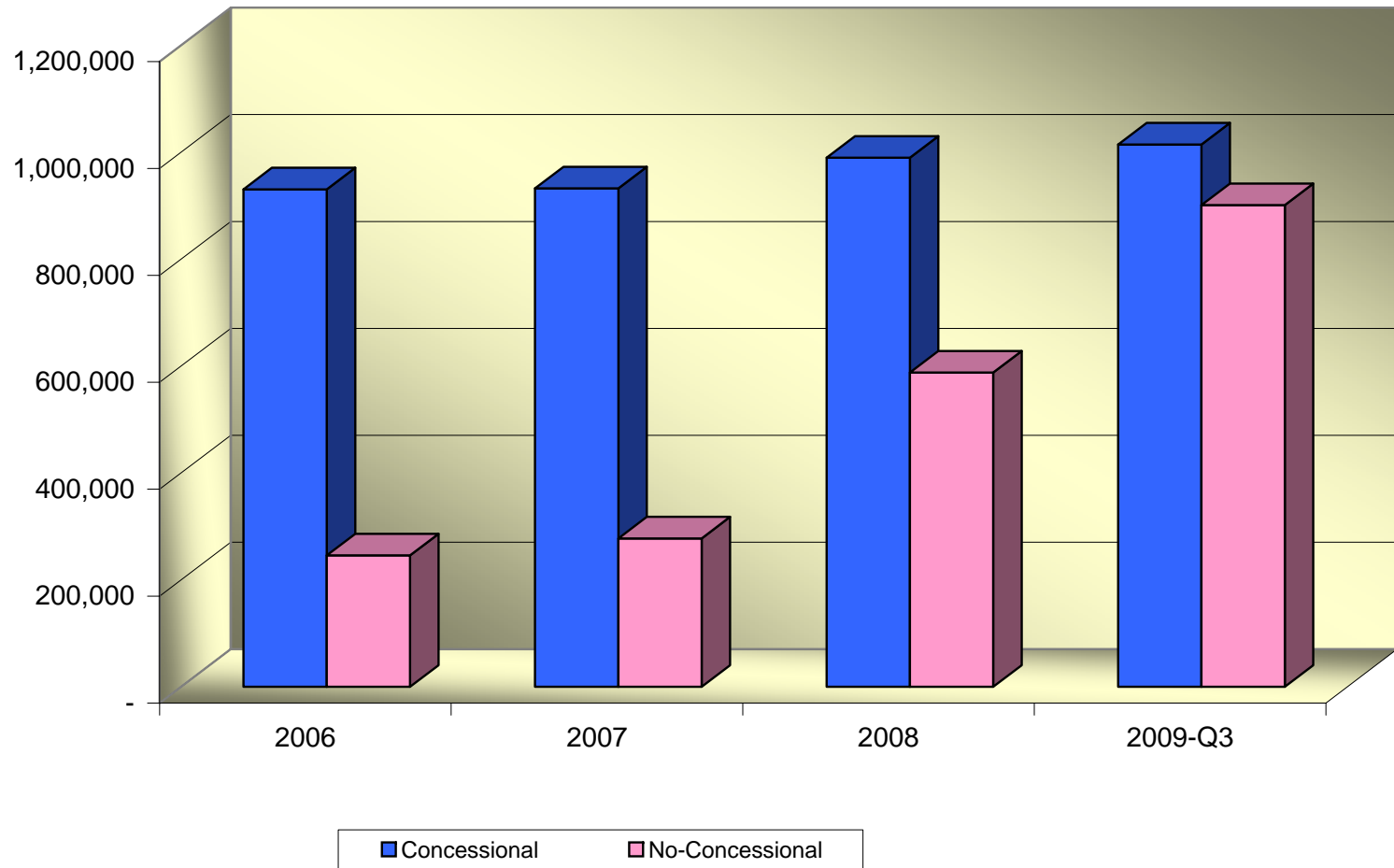


### Stoku i Borxhit te Jashtem sipas Llojit te Kreditorit Debt Outstanding by Creditor Type



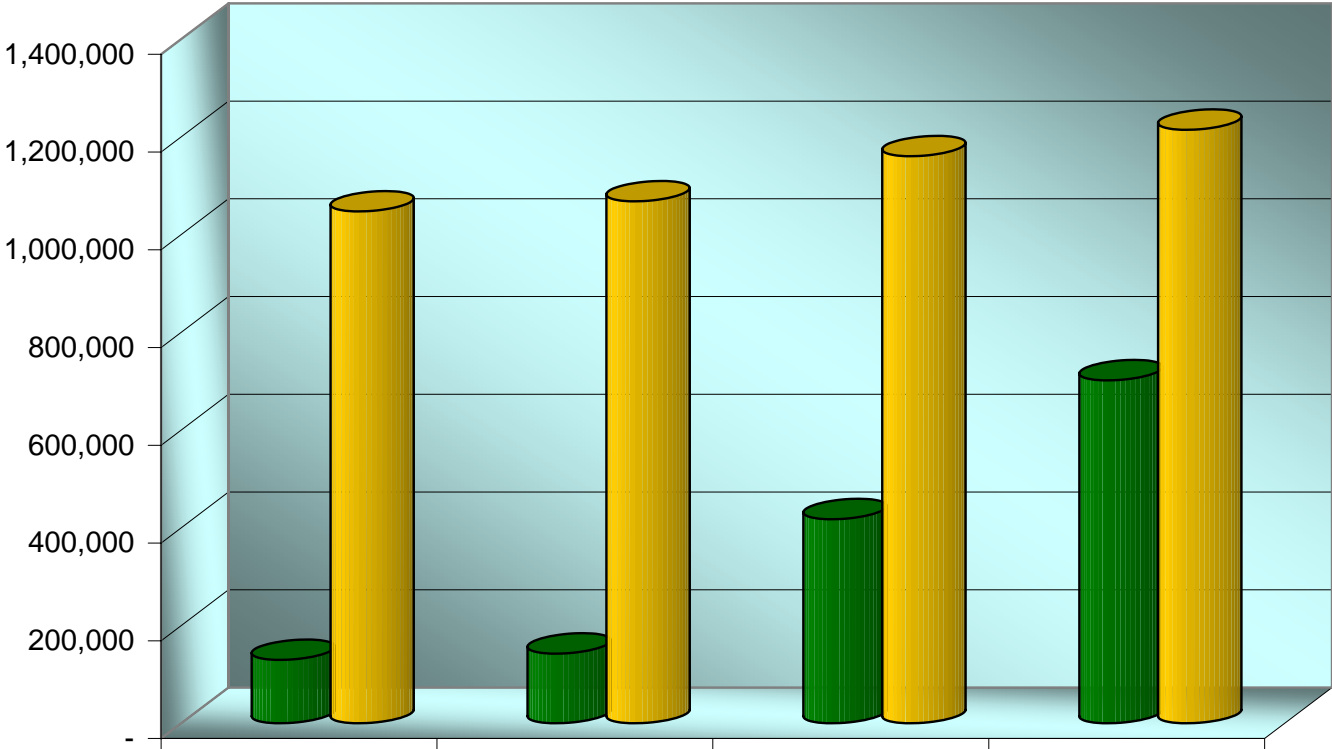
### Stoku i Borxhit te Jashtem sipas Koncesionalitetit Debt Outstanding by Concessionality

Euro'000



**Stoku i Borxhit te Jashtem sipas Llojit te Interesit**  
**Debt Outstanding by Interest Type**

**Euro'000**



■ Int. Variabel      ■ Int. Fix

**Stoku i Borxhit te Jashtem sipas Monedhave (2009-Q2)**  
**External Debt Outstanding by Currency (2009-Q2)**

